

Review of lattice results concerning low energy particle physics

January 6, 2015

FLAG Working Group

S. Aoki¹, Y. Aoki^{2,3}, C. Bernard⁴, T. Blum^{5,3}, G. Colangelo⁶, M. Della Morte⁷, S. Dürr⁸,
A. X. El-Khadra⁹, H. Fukaya¹⁰, R. Horsley¹¹, A. Jüttner¹², T. Kaneko¹³, J. Laiho^{*14},
L. Lellouch^{15,16}, H. Leutwyler⁶, V. Lubicz^{17,18}, E. Lunghi¹⁹, S. Necco⁶, T. Onogi¹⁰, C. Pena²⁰,
C. T. Sachrajda¹², S. R. Sharpe²¹, S. Simula¹⁸, R. Sommer²², R. S. Van de Water²³, A. Vladikas²⁴,
U. Wenger⁶, H. Wittig²⁵

Abstract

We review lattice results related to pion, kaon, D - and B -meson physics with the aim of making them easily accessible to the particle physics community. More specifically, we report on the determination of the light-quark masses, the form factor $f_+(0)$, arising in semileptonic $K \rightarrow \pi$ transition at zero momentum transfer, as well as the decay constant ratio f_K/f_π of decay constants and its consequences for the CKM matrix elements V_{us} and V_{ud} . Furthermore, we describe the results obtained on the lattice for some of the low-energy constants of $SU(2)_L \times SU(2)_R$ and $SU(3)_L \times SU(3)_R$ Chiral Perturbation Theory and review the determination of the B_K parameter of neutral kaon mixing. The inclusion of heavy-quark quantities significantly expands the FLAG scope with respect to the previous review. Therefore, we focus here on D - and B -meson decay constants, form factors, and mixing parameters, since these are most relevant for the determination of CKM matrix elements and the global CKM unitarity-triangle fit. In addition we review the status of lattice determinations of the strong coupling constant α_s .

- ¹ Yukawa Institute for Theoretical Physics, Kyoto University, Kitashirakawa Oiwakecho, Sakyo-ku Kyoto 606-8502, Japan
- ² Kobayashi-Maskawa Institute for the Origin of Particles and the Universe (KMI), Nagoya University, Nagoya 464-8602, Japan
- ³ RIKEN BNL Research Center, Brookhaven National Laboratory, Upton, NY 11973, USA
- ⁴ Department of Physics, Washington University, Saint Louis, MO 63130, USA
- ⁵ Physics Department, University of Connecticut, Storrs, CT 06269-3046, USA and
- ⁶ Albert Einstein Center for Fundamental Physics, Institut für theoretische Physik, Universität Bern, Sidlerstr. 5, 3012 Switzerland
- ⁷ CP3-Origins & Danish IAS, University of Southern Denmark, Campusvej 55, DK-5230 Odense M, Denmark and IFIC (CSIC), c/ Catedrático José Beltrán, 2. E-46980, Paterna, Spain
- ⁸ Bergische Universität Wuppertal, Gaußstraße 20, 42119 Wuppertal, Germany and Jülich Supercomputing Center, Forschungszentrum Jülich, 52425 Jülich, Germany
- ⁹ Department of Physics, University of Illinois, Urbana, IL 61801, USA
- ¹⁰ Department of Physics, Osaka University, Toyonaka, Osaka 560-0043 Japan
- ¹¹ School of Physics, University of Edinburgh, Edinburgh EH9 3JZ, UK
- ¹² School of Physics & Astronomy, University of Southampton, SO17 1BJ, UK
- ¹³ High Energy Accelerator Research Organization (KEK), Ibaraki 305-0801, Japan
- ¹⁴ SUPA, Department of Physics and Astronomy, University of Glasgow, Glasgow, G12 8QQ, United Kingdom
- ¹⁵ Aix-Marseille Université, CNRS, CPT, UMR 7332, 13288 Marseille, France
- ¹⁶ Université de Toulon, CNRS, CPT, UMR 7332, 83957 La Garde, France
- ¹⁷ Dipartimento di Matematica e Fisica, Università Roma Tre, Via della Vasca Navale 84, 00146 Rome, Italy
- ¹⁸ INFN, Sezione di Roma Tre, Via della Vasca Navale 84, 00146 Rome, Italy
- ¹⁹ Physics Department, Indiana University, Bloomington, IN 47405, USA
- ²⁰ Instituto de Física Teórica UAM/CSIC and Departamento de Física Teórica, Universidad Autónoma de Madrid, Cantoblanco 28049 Madrid, Spain
- ²¹ Physics Department, University of Washington, Seattle, WA 98195-1560, USA
- ²² NIC @ DESY, Platanenallee 6, 15738 Zeuthen, Germany
- ²³ Fermi National Accelerator Laboratory, Batavia, IL 60510, USA
- ²⁴ INFN, Sezione di Tor Vergata, c/o Dipartimento di Fisica, Università di Roma Tor Vergata, Via della Ricerca Scientifica 1, 00133 Rome, Italy
- ²⁵ PRISMA Cluster of Excellence, Institut für Kernphysik and Helmholtz Institute Mainz, University of Mainz, 55099 Mainz, Germany

* Present address: Department of Physics, Syracuse University, Syracuse, New York, USA

Contents

1	Introduction	6
1.1	FLAG enlargement	7
1.2	General issues and summary of the main results	9
2	Quality criteria	12
2.1	Systematic errors and colour-coding	12
2.1.1	Light-quark physics	13
2.1.2	Heavy-quark physics	15
2.2	Averages and estimates	17
2.3	Averaging procedure and error analysis	18
3	Masses of the light quarks	19
3.1	Contributions from the electromagnetic interaction	20
3.2	Pion and kaon masses in the isospin limit	24
3.3	Lattice determination of m_s and m_{ud}	24
3.3.1	$N_f = 2$ lattice calculations	25
3.3.2	$N_f = 2 + 1$ lattice calculations	27
3.4	Lattice determination of m_u and m_d	35
3.5	Estimates for R and Q	39
4	Leptonic and semileptonic kaon and pion decay and V_{ud} and V_{us}	42
4.1	Experimental information concerning $ V_{ud} $, $ V_{us} $, $f_+(0)$ and f_{K^\pm}/f_{π^\pm}	42
4.2	Lattice results for $f_+(0)$ and f_K/f_π	43
4.3	Direct determination of $f_+(0)$ and f_{K^\pm}/f_{π^\pm}	45
4.4	Testing the Standard Model	51
4.5	Analysis within the Standard Model	52
4.6	Direct determination of f_K and f_π	54
5	Low-energy constants	60
5.1	SU(2) Low-Energy Constants	61
5.1.1	Quark-mass dependence of pseudoscalar masses and decay constants	61
5.1.2	Two-point correlation functions in the epsilon-regime	62
5.1.3	Energy levels of the QCD Hamiltonian in a box and δ -regime	64
5.1.4	Other methods for the extraction of the Low-Energy Constants	65
5.1.5	Pion form factors	66
5.1.6	Lattice determinations	67
5.2	SU(3) Low-Energy Constants	78
5.2.1	Quark-mass dependence of pseudoscalar masses and decay constants	78
5.2.2	Charge radius	79
5.2.3	Partially quenched formulae	79
5.2.4	Lattice determinations	79
6	Kaon B-parameter B_K	84
6.1	Indirect CP-violation and ϵ_K	84
6.2	Lattice computation of B_K	87

7	<i>D</i>-meson decay constants and form factors	94
7.1	Leptonic decay constants f_D and f_{D_s}	94
7.2	Semileptonic form factors for $D \rightarrow \pi l \nu$ and $D \rightarrow K l \nu$	99
7.2.1	Results for $f_+(0)$	102
7.3	Determinations of $ V_{cd} $ and $ V_{cs} $ and test of second-row CKM unitarity . . .	104
8	<i>B</i>-meson decay constants, mixing parameters and form factors	109
8.1	Leptonic decay constants f_B and f_{B_s}	111
8.2	Neutral <i>B</i> -meson mixing matrix elements	118
8.3	Semileptonic form factors for <i>B</i> decays to light flavours	125
8.3.1	Parameterizations of heavy-to-light semileptonic form factors	126
8.3.2	Form factors for $B \rightarrow \pi l \nu$ and $B_s \rightarrow K l \nu$	129
8.3.3	Form factors for rare and radiative <i>B</i> semileptonic decays to light flavours	133
8.4	Semileptonic form factors for $B \rightarrow D l \nu$, $B \rightarrow D^* l \nu$, and $B \rightarrow D \tau \nu$	134
8.4.1	$B_{(s)} \rightarrow D_{(s)}$ decays	134
8.4.2	$B \rightarrow D^*$ decays	136
8.4.3	$B \rightarrow D^{(*)} \tau \nu$ decays	137
8.4.4	Ratios of <i>B</i> and <i>B_s</i> semileptonic decay form factors	138
8.4.5	Summary	139
8.5	Determination of $ V_{ub} $	139
8.6	Determination of $ V_{cb} $	142
9	The strong coupling α_s	145
9.1	Introduction	145
9.1.1	Scheme and scale dependence of α_s and Λ_{QCD}	146
9.1.2	Overview of the review of α_s	147
9.2	Discussion of criteria for computations entering the averages	147
9.3	α_s from the Schrödinger Functional	151
9.3.1	General considerations	151
9.3.2	Discussion of computations	152
9.4	α_s from the potential at short distances	154
9.4.1	General considerations	154
9.4.2	Discussion of computations	155
9.5	α_s from the vacuum polarisation at short distances	156
9.5.1	General considerations	156
9.5.2	Discussion of computations	157
9.6	α_s from observables at the lattice spacing scale	157
9.6.1	General considerations	157
9.6.2	Continuum limit	158
9.6.3	Discussion of computations	159
9.7	α_s from current two-point functions	162
9.7.1	General considerations	162
9.7.2	Discussion of computations	164
9.8	α_s from QCD vertices	165
9.8.1	General considerations	165
9.8.2	Discussion of computations	166
9.9	Summary	168

9.9.1	The present situation	168
9.9.2	Our range for $\alpha_{\overline{\text{MS}}}^{(5)}$	170
9.9.3	Ranges for $[r_0\Lambda]^{(N_f)}$ and $\Lambda_{\overline{\text{MS}}}$	173
9.9.4	Conclusions	175
A Glossary		177
A.1	Lattice actions	177
A.1.1	Gauge actions	177
A.1.2	Light-quark actions	179
A.1.3	Heavy-quark actions	186
A.2	Setting the scale	196
A.3	Matching and running	196
A.4	Chiral extrapolation	198
A.5	Summary of simulated lattice actions	200
B Notes		206
B.1	Notes to section 3 on quark masses	206
B.2	Notes to section 4 on $ V_{ud} $ and $ V_{us} $	215
B.3	Notes to section 5 on Low-Energy Constants	223
B.4	Notes to section 6 on Kaon B -parameter B_K	230
B.5	Notes to section 7 on D -meson decay constants and form factors	238
B.5.1	$D_{(s)}$ -meson decay constants	238
B.5.2	$D \rightarrow \pi\ell\nu$ and $D \rightarrow K\ell\nu$ form factors	245
B.6	Notes to section 8 on B -meson decay constants, mixing parameters, and form factors	249
B.6.1	$B_{(s)}$ -meson decay constants	249
B.6.2	$B_{(s)}$ -meson mixing matrix elements	257
B.6.3	$B \rightarrow \pi\ell\nu$ form factor	263
B.6.4	$B \rightarrow D\ell\nu$ and $B \rightarrow D^*\ell\nu$ form factors and $R(D)$	265
B.7	Notes to section 9 on the strong coupling α_s	271
B.7.1	Renormalization scale and perturbative behaviour	271
B.7.2	Continuum limit	275

1 Introduction

Flavour physics provides an important opportunity for exploring the limits of the Standard Model of particle physics and for constraining possible extensions of theories that go beyond it. As the LHC explores a new energy frontier and as experiments continue to extend the precision frontier, the importance of flavour physics will grow, both in terms of searches for signatures of new physics through precision measurements and in terms of attempts to unravel the theoretical framework behind direct discoveries of new particles. A major theoretical limitation consists in the precision with which strong interaction effects can be quantified. Large-scale numerical simulations of lattice QCD allow for the computation of these effects from first principles. The scope of the Flavour Lattice Averaging Group (FLAG) is to review the current status of lattice results for a variety of physical quantities in low-energy physics. Set up in November 2007¹, it comprises experts in Lattice Field Theory and Chiral Perturbation Theory. Our aim is to provide an answer to the frequently posed question “What is currently the best lattice value for a particular quantity?”, in a way which is readily accessible to non-lattice-experts. This is generally not an easy question to answer; different collaborations use different lattice actions (discretizations of QCD) with a variety of lattice spacings and volumes, and with a range of masses for the u - and d -quarks. Not only are the systematic errors different, but also the methodology used to estimate these uncertainties varies between collaborations. In the present work we summarize the main features of each of the calculations and provide a framework for judging and combining the different results. Sometimes it is a single result which provides the “best” value; more often it is a combination of results from different collaborations. Indeed, the consistency of values obtained using different formulations adds significantly to our confidence in the results.

The first edition of the FLAG review was published in 2011 [1]. It was limited to lattice results related to pion and kaon physics: light-quark masses (u -, d - and s -flavours), the form factor $f_+(0)$ arising in semileptonic $K \rightarrow \pi$ transitions at zero momentum transfer and the decay constant ratio f_K/f_π , as well as their implications for the CKM matrix elements V_{us} and V_{ud} . Furthermore, results were reported for some of the low-energy constants of $SU(2)_L \otimes SU(2)_R$ and $SU(3)_L \otimes SU(3)_R$ Chiral Perturbation Theory and the B_K parameter of neutral kaon mixing. Results for all of these quantities have been updated in the present paper. Moreover, the scope of the present review has been extended by including lattice results related to D - and B -meson physics. We focus on B - and D -meson decay constants, form factors, and mixing parameters, which are most relevant for the determination of CKM matrix elements and the global CKM unitarity-triangle fit. Last but not least, the current status of lattice results on the QCD coupling α_s is also reviewed. Bottom- and charm-quark masses, though important parametric inputs to Standard Model calculations, have not been covered in the present edition. They will be included in a future FLAG report.

Our plan is to continue providing FLAG updates, in the form of a peer reviewed paper, roughly on a biannual basis. This effort is supplemented by our more frequently updated website <http://itpwiki.unibe.ch/flag>, where figures as well as pdf-files for the individual sections can be downloaded. The papers reviewed in the present edition have appeared before the closing date 30 November 2013.

Finally, we draw attention to a particularly important point. As stated above, our aim

¹The original group had been set up in the framework of a European Network on Flavour Physics (Flavianet).

is to make lattice QCD results easily accessible to non-lattice-experts and we are well aware that it is likely that some readers will only consult the present paper and not the original lattice literature. We consider it very important that this paper is not the only one which gets cited when the lattice results which are discussed and analysed here are quoted. Readers who find the review and compilations offered in this paper useful are therefore kindly requested to also cite the original sources. The bibliography at the end of this paper should make this task easier. Indeed we hope that the bibliography will be one of the most widely used elements of the whole paper.

This review is organized as follows. In the remainder of Sec. 1 we summarize the composition and rules of FLAG, describe the goals of the FLAG effort and general issues that arise in modern lattice calculations. For the reader's convenience, Table 1 summarizes the main results (averages and estimates) of the present review. In Sec. 2 we explain our general methodology for evaluating the robustness of lattice results which have appeared in the literature. We also describe the procedures followed for combining results from different collaborations in a single average or estimate (see Sec. 2.2 for our use of these terms). The rest of the paper consists of sections, each of which is dedicated to a single (or groups of closely connected) physical quantity(ies). Each of these sections is accompanied by an Appendix with explicatory notes.

1.1 FLAG enlargement

Upon completion of the first review, it was decided to extend the project by adding new physical quantities and co-authors. FLAG became more representative of the lattice community, both in terms of the geographical location of its members and the lattice collaborations to which they belong. At the time a parallel effort had been carried out [2, 3]; the two efforts have now merged in order to provide a single source of information on lattice results to the particle-physics community.

The experience gained in managing the activities of a medium-sized group of co-authors taught us that it was necessary to have a more formal structure and a set of rules by which all concerned had to abide, in order to make the inner workings of FLAG function smoothly. The collaboration presently consists of an Advisory Board (AB), an Editorial Board (EB), and seven Working Groups (WG). The rôle of the Advisory Board is that of general supervision and consultation. Its members may interfere at any point in the process of drafting the paper, expressing their opinion and offering advice. They also give their approval of the final version of the preprint before it is rendered public. The Editorial Board coordinates the activities of FLAG, sets priorities and intermediate deadlines, and takes care of the editorial work needed to amalgamate the sections written by the individual working groups into a uniform and coherent review. The working groups concentrate on writing up the review of the physical quantities for which they are responsible, which is subsequently circulated to the whole collaboration for criticisms and suggestions.

Quantity	Sect.	■	$N_f=2+1+1$	■	$N_f = 2 + 1$	■	$N_f = 2$
$m_s(\text{MeV})$	3.3			3	93.8(1.5)(1.9)	2	101(3)
$m_{ud}(\text{MeV})$	3.3			3	3.42(6)(7)	1	3.6(2)
m_s/m_{ud}	3.3			3	27.46(15)(41)	1	28.1(1.2)
$m_d(\text{MeV})$	3.4				4.68(14)(7)		4.80(23)
$m_u(\text{MeV})$	3.4				2.16(9)(7)		2.40(23)
m_u/m_d	3.4				0.46(2)(2)		0.50(4)
$f_+^{K\pi}(0)$	4.3			2	0.9661(32)	1	0.9560(57)(62)
f_{K^+}/f_{π^+}	4.3	2	1.194(5)	4	1.192(5)	1	1.205(6)(17)
$f_K(\text{MeV})$	4.6			3	156.3(0.9)	1	158.1(2.5)
$f_\pi(\text{MeV})$	4.6			3	130.2(1.4)		
$\Sigma(\text{MeV})$	5.1			2	271(15)	1	269(8)
F_π/F	5.1	1	1.0760(28)	2	1.0624(21)	1	1.0744(67)
$\bar{\ell}_3$	5.1	1	3.70(27)	3	3.05(99)	1	3.41(41)
$\bar{\ell}_4$	5.1	1	4.67(10)	3	4.02(28)	1	4.62(22)
\hat{B}_K	6.2			4	0.766(10)	1	0.729(25)(17)
$B_K^{\overline{\text{MS}}}(2 \text{ GeV})$	6.2			4	0.560(7)	1	0.533(18)(12)
$f_D(\text{MeV})$	7.1			2	209.2(3.3)	1	208(7)
$f_{D_s}(\text{MeV})$	7.1			2	248.6(2.7)	1	250(7)
f_{D_s}/f_D	7.1			2	1.187(12)	1	1.20(2)
$f_+^{D\pi}(0)$	7.2			1	0.666(29)		
$f_+^{DK}(0)$	7.2			1	0.747(19)		
$f_B(\text{MeV})$	8.1	1	186(4)	3	190.5(4.2)	1	189(8)
$f_{B_s}(\text{MeV})$	8.1	1	224(5)	3	227.7(4.5)	1	228(8)
f_{B_s}/f_B	8.1	1	1.205(7)	2	1.202(22)	1	1.206(24)
$f_{B_d}\sqrt{\hat{B}_{B_d}}(\text{MeV})$	8.2			1	216(15)		
$f_{B_s}\sqrt{\hat{B}_{B_s}}(\text{MeV})$	8.2			1	266(18)		
\hat{B}_{B_d}	8.2			1	1.27(10)		
\hat{B}_{B_s}	8.2			1	1.33(6)		
ξ	8.2			1	1.268(63)		
$\hat{B}_{B_s}/\hat{B}_{B_d}$	8.2			1	1.06(11)		
$\Delta\zeta^{B\pi}(\text{ps}^{-1})$	8.3			2	2.16(50)		
$f_+^{B\pi}(q^2) : a_0^{\text{BCL}}$	8.3			2	0.453(33)		
a_1^{BCL}				2	-0.43(33)		
a_2^{BCL}				2	0.9(3.9)		
$\mathcal{F}^{B\rightarrow D^*}(1)$	8.4			1	0.906(4)(12)		
$R(D)$	8.4			1	0.316(12)(7)		
$\alpha_{\overline{\text{MS}}}^{(5)}(M_Z)$	9.9			4	0.1184(12)		

Table 1: Summary of the main results of this review, grouped in terms of N_f , the number of dynamical quark flavours in lattice simulations. Quark masses and the quark condensate are given in the $\overline{\text{MS}}$ scheme at running scale $\mu = 2 \text{ GeV}$; the other quantities listed are specified in the quoted sections. The columns marked ■ indicate the number of results that enter our averages for each quantity. We emphasize that these numbers only give a very rough indication of how thoroughly the quantity in question has been explored on the lattice and recommend to consult the detailed tables and figures in the relevant section for more significant information and for explanations on the source of the quoted errors.

The most important internal FLAG rules are the following:

- members of the AB have a 4-year mandate (to avoid a simultaneous change of all members, some of the current members of the AB will have a shorter mandate);
- the composition of the AB reflects the main geographical areas in which lattice collaborations are active: one member comes from America, one from Asia/Oceania and one from Europe ;
- the mandate of regular members is not limited in time, but we expect that a certain turnover will occur naturally;
- whenever a replacement becomes necessary this has to keep, and possibly improve, the balance in FLAG;
- in all working groups the three members must belong to three different lattice collaborations;²
- a paper is in general not reviewed (nor colour-coded, as described in the next section) by one of its authors;
- lattice collaborations not represented in FLAG will be asked to check whether the colour coding of their calculation is correct.

The current list of FLAG members and their Working Group assignments is:

- Advisory Board (AB): S. Aoki, C. Bernard, C. Sachrajda
- Editorial Board (EB): G. Colangelo, H. Leutwyler, A. Vladikas, U. Wenger
- Working Groups (WG)
(each WG coordinator is listed first):
 - Quark masses L. Lellouch, T. Blum, V. Lubicz
 - V_{us}, V_{ud} A. Jüttner, T. Kaneko, S. Simula
 - LEC S. Dürr, H. Fukaya, S. Necco
 - B_K H. Wittig, J. Laiho, S. Sharpe
 - $f_{B(s)}, f_{D(s)}, B_B$ A. El-Khadra, Y. Aoki, M. Della Morte
 - $B(s), D$ semileptonic and radiative decays R. Van de Water, E. Lunghi, C. Pena,
J. Shigemitsu³
 - α_s R. Sommer, R. Horsley, T. Onogi

1.2 General issues and summary of the main results

The present review aims at two distinct goals:

- offer a **description** of the work done on the lattice concerning low energy particle physics;
- draw **conclusions** on the basis of that work, which summarize the results obtained for the various quantities of physical interest.

²The WG on semileptonic D and B decays has currently four members, but only three of them belong to lattice collaborations.

³J. Shigemitsu has withdrawn from FLAG, immediately after completion of the first version of the present paper (arXiv:1310.8555 [hep-lat]), of which she is a co-author. She is listed here in recognition of her full involvement in the review of $B(s)$ and D semileptonic and radiative decays, as well as for her valuable contribution of the whole FLAG effort.

The core of the information about the work done on the lattice is presented in the form of tables, which not only list the various results, but also describe the quality of the data that underlie them. We consider it important that this part of the review represents a generally accepted description of the work done. For this reason, we explicitly specify the quality requirements used and provide sufficient details in the appendices so that the reader can verify the information given in the tables.

The conclusions drawn on the basis of the available lattice results, on the other hand, are the responsibility of FLAG alone. We aim at staying on the conservative side and in several cases reach conclusions which are more cautious than what a plain average of the available lattice results would give, in particular when this is dominated by a single lattice result. An additional issue occurs when only one lattice result is available for a given quantity. In such cases one does not have the same degree of confidence in results and errors as one has when there is agreement among many different calculations using different approaches. Since this degree of confidence cannot be quantified, it is not reflected in the quoted errors, but should be kept in mind by the reader. At present, the issue of having only a single result occurs much more often in heavy-quark physics than in light-quark physics. We are confident that the heavy-quark calculations will soon reach the state that pertains in light-quark physics.

Several general issues concerning the present review are thoroughly discussed in Sect. 1.1 of our initial paper [1] and we encourage the reader to consult the relevant pages. In the remainder of the present section, we focus on a few important points.

Each discretization has its merits, but also its shortcomings. For the topics covered already in the first edition of the FLAG review, we have by now a remarkably broad data base, and for most quantities lattice calculations based on totally different discretizations are now available. This is illustrated by the dense population of the tables and figures shown in the first part of this review. Those calculations which do satisfy our quality criteria indeed lead to consistent results, confirming universality within the accuracy reached. In our opinion, the consistency between independent lattice results, obtained with different discretizations, methods, and simulation parameters, is an important test of lattice QCD, and observing such consistency then also provides further evidence that systematic errors are fully under control.

In the sections dealing with heavy quarks and with α_s , the situation is not the same. Since the b -quark mass cannot be resolved with current lattice spacings, all lattice methods for treating b quarks use effective field theory at some level. This introduces additional complications not present in the light-quark sector. An overview of the issues specific to heavy-quark quantities is given in the introduction of Sec. 8. For B and D meson leptonic decay constants, there already exist a good number of different independent calculations that use different heavy-quark methods, but there are only one or two independent calculations of semileptonic B and D meson form factors and B meson mixing parameters. For α_s , most lattice methods involve a range of scales that need to be resolved and controlling the systematic error over a large range of scales is more demanding. The issues specific to determinations of the strong coupling are summarized in Sec. 9.

The lattice spacings reached in recent simulations go down to 0.05 fm or even smaller. In that region, growing autocorrelation times slow down the sampling of the configurations [4–8]. Many groups check for autocorrelations in a number of observables, including the topological charge, for which a rapid growth of the autocorrelation time is observed if the lattice spacing becomes small. In the following, we assume that the continuum limit can be reached by extrapolating the existing simulations.

Lattice simulations of QCD currently involve at most four dynamical quark flavours.

Moreover, most of the data concern simulations for which the masses of the two lightest quarks are set equal. This is indicated by the notation $N_f = 2 + 1 + 1$ which, in this case, denotes a lattice calculation with four dynamical quark flavours and $m_u = m_d \neq m_s \neq m_c$. Note that calculations with $N_f = 2$ dynamical flavours often include strange valence quarks interacting with gluons, so that bound states with the quantum numbers of the kaons can be studied, albeit neglecting strange sea quark fluctuations. The quenched approximation ($N_f = 0$), in which the sea quarks are treated as a mean field, is no longer used in modern lattice simulations. Accordingly, we will review results obtained with $N_f = 2$, $N_f = 2 + 1$, and $N_f = 2 + 1 + 1$, but omit earlier results with $N_f = 0$. On the other hand, the dependence of the QCD coupling constant α_s on the number of flavours is a theoretical issue of considerable interest, and we therefore include results obtained for gluodynamics in the α_s section. We stress, however, that only results with $N_f \geq 3$ are used to determine the physical value of α_s at a high scale.

The remarkable recent progress in the precision of lattice calculations is due to improved algorithms, better computing resources and, last but not least, conceptual developments, such as improved actions which reduce lattice artifacts, actions which preserve (remnants of) chiral symmetry, understanding finite-size effects, non-perturbative renormalization, etc. A concise characterization of the various discretizations that underlie the results reported in the present review is given in Appendix A.1.

Lattice simulations are performed at fixed values of the bare QCD parameters (gauge coupling and quark masses) and physical quantities with mass dimensions (e.g. quark masses, decay constants ...) are computed in units of the lattice spacing; i.e. they are dimensionless. Their conversion to physical units requires knowledge of the lattice spacing at the fixed values of the bare QCD parameters of the simulations. This is achieved by requiring agreement between the lattice calculation and experimental measurement of a known quantity, which “sets the scale” of a given simulation. A few details on this procedure are provided in Appendix A.2.

Several of the results covered by this review, such as quark masses, the gauge coupling, and B -parameters, are quantities defined in a given renormalization scheme and scale. The schemes employed are often chosen because of their specific merits when combined with the lattice regularization. For a brief discussion of their properties, see Appendix A.3. The conversion of the results, obtained in these so-called intermediate schemes, to more familiar regularization schemes, such as the $\overline{\text{MS}}$ -scheme, is done with the aid of perturbation theory. It must be stressed that the renormalization scales accessible by the simulations are subject to limitations, naturally arising in Field Theory computations at finite UV and small non-zero IR cutoff. Typically, such scales are of the order of the UV cutoff, or Λ_{QCD} , depending on the chosen scheme. To safely match to $\overline{\text{MS}}$, a scheme defined in perturbation theory, Renormalization Group (RG) running to higher scales is performed, either perturbatively, or non-perturbatively (the latter using finite-size scaling techniques).

Because of limited computing resources, lattice simulations are often performed at unphysically heavy pion masses, although results at the physical point have recently become available. Further, numerical simulations must be done at finite lattice spacing. In order to obtain physical results, lattice data are generated at a sequence of pion masses and a sequence of lattice spacings, and then extrapolated to $M_\pi \approx 135$ MeV and $a \rightarrow 0$. To control the associated systematic uncertainties, these extrapolations are guided by effective theory. For light-quark actions, the lattice-spacing dependence is described by Symanzik’s effective theory [9, 10]; for heavy quarks, this can be extended and/or supplemented by other effective

theories such as Heavy-Quark Effective Theory (HQET). The pion-mass dependence can be parameterized with Chiral Perturbation Theory (χ PT), which takes into account the Nambu-Goldstone nature of the lowest excitations that occur in the presence of light quarks; similarly one can use Heavy-Light Meson Chiral Perturbation Theory (HM χ PT) to extrapolate quantities involving mesons composed of one heavy (b or c) and one light quark. One can combine Symanzik’s effective theory with χ PT to simultaneously extrapolate to the physical pion mass and continuum; in this case, the form of the effective theory depends on the discretization. See Appendix A.4 for a brief description of the different variants in use and some useful references.

2 Quality criteria

The essential characteristics of our approach to the problem of rating and averaging lattice quantities reported by different collaborations have been outlined in our first publication [1]. Our aim is to help the reader assess the reliability of a particular lattice result without necessarily studying the original article in depth. This is a delicate issue, which may make things appear simpler than they are. However, it safeguards against the common practice of using lattice results and drawing physics conclusions from them, without a critical assessment of the quality of the various calculations. We believe that despite the risks, it is important to provide some compact information about the quality of a calculation. However, the importance of the accompanying detailed discussion of the results presented in the bulk of the present review cannot be underestimated.

2.1 Systematic errors and colour-coding

In Ref. [1], we identified a number of sources of systematic errors, for which a systematic improvement is possible, and assigned one of three coloured symbols to each calculation: green star, amber disc or red square. The appearance of a red tag, even in a single source of systematic error of a given lattice result, disqualified it from the global averaging. Since results with green and amber tags entered the averages, and since this policy has been retained in the present edition, we have decided to substitute the amber disc by a green unfilled circle. Thus the new colour coding is as follows:

- ★ the systematic error has been estimated in a satisfactory manner and convincingly shown to be under control;
- a reasonable attempt at estimating the systematic error has been made, although this could be improved;
- no or a clearly unsatisfactory attempt at estimating the systematic error has been made.

We stress once more that only results without a red tag in the systematic errors are averaged in order to provide a given FLAG estimate.

The precise criteria used in determining the colour coding is unavoidably time-dependent; as lattice calculations become more accurate the standards against which they are measured become tighter. For quantities related to the light-quark sector, which have been dealt with in the first edition of the FLAG review [1], some of the quality criteria have remained the same, while others have been tightened up. We will compare them to those of Ref. [1], case-by-case, below. For the newly introduced physical quantities, related to heavy quark physics, the adoption of new criteria was necessary. This is due to the fact that, in most cases, the discretization of the heavy quark action follows a very different approach to that

of light flavours. Moreover, the two Working Groups dedicated to heavy flavours have opted for a somewhat different rating of the extrapolation of lattice results to the continuum limit. Finally, the strong coupling being in a class of its own, as far as methods for its computation are concerned, led to the introduction of dedicated rating criteria for it.

Of course any colour coding has to be treated with caution; we repeat that the criteria are subjective and evolving. Sometimes a single source of systematic error dominates the systematic uncertainty and it is more important to reduce this uncertainty than to aim for green stars for other sources of error. In spite of these caveats we hope that our attempt to introduce quality measures for lattice results will prove to be a useful guide. In addition we would like to stress that the agreement of lattice results obtained using different actions and procedures evident in many of the tables presented below provides further validation.

For a coherent assessment of the present situation, the quality of the data plays a key role, but the colour coding cannot be carried over to the figures. On the other hand, simply showing all data on equal footing would give the misleading impression that the overall consistency of the information available on the lattice is questionable. As a way out, the figures do indicate the quality in a rudimentary way:

- results included in the average;
- results that are not included in the average but pass all quality criteria;
- all other results.

The reason for not including a given result in the average is not always the same: the paper may fail one of the quality criteria, may not be published, be superseded by other results or not offer a complete error budget. Symbols other than squares are used to distinguish results with specific properties and are always explained in the caption.

There are separate criteria for light-flavour, heavy-flavour, and α_s results. In the following the criteria for the former two are discussed in detail, while the criteria for the α_s results will be exposed separately in sect. 9.2.

2.1.1 Light-quark physics

The colour code used in the tables is specified as follows:

- Chiral extrapolation:
 - ★ $M_{\pi,\min} < 200$ MeV
 - $200 \text{ MeV} \leq M_{\pi,\min} \leq 400$ MeV
 - $400 \text{ MeV} < M_{\pi,\min}$

It is assumed that the chiral extrapolation is done with at least a three-point analysis; otherwise this will be explicitly mentioned. Note that, compared to Ref. [1], chiral extrapolations are now treated in a somewhat more stringent manner and the cutoff between green star and green open circle (formerly amber disc), previously set at 250 MeV, is now lowered to 200 MeV.

- Continuum extrapolation:
 - ★ 3 or more lattice spacings, at least 2 points below 0.1 fm
 - 2 or more lattice spacings, at least 1 point below 0.1 fm
 - otherwise

It is assumed that the action is $O(a)$ -improved (i.e. the discretization errors vanish quadratically with the lattice spacing); otherwise this will be explicitly mentioned. Moreover, for non-improved actions an additional lattice spacing is required. This criterion is the same as the one adopted in Ref. [1].

- Finite-volume effects:
 - ★ $M_{\pi,\min}L > 4$ or at least 3 volumes
 - $M_{\pi,\min}L > 3$ and at least 2 volumes
 - otherwise

These ratings apply to calculations in the p -regime and it is assumed that $L_{\min} \geq 2$ fm; otherwise this will be explicitly mentioned and a red square will be assigned.

- Renormalization (where applicable):
 - ★ non-perturbative
 - 1-loop perturbation theory or higher with a reasonable estimate of truncation errors
 - otherwise

In Ref. [1], we assigned a red square to all results which were renormalized at 1-loop in perturbation theory. We now feel that this is too restrictive, since the error arising from renormalization constants, calculated in perturbation theory at 1-loop, is often estimated conservatively and reliably.

- Running (where applicable):

For scale-dependent quantities, such as quark masses or B_K , it is essential that contact with continuum perturbation theory can be established. Various different methods are used for this purpose (cf. Appendix A.3): Regularization-independent Momentum Subtraction (RI/MOM), Schrödinger functional, direct comparison with (resummed) perturbation theory. Irrespective of the particular method used, the uncertainty associated with the choice of intermediate renormalization scales in the construction of physical observables must be brought under control. This is best achieved by performing comparisons between non-perturbative and perturbative running over a reasonably broad range of scales. These comparisons were initially only made in the Schrödinger functional (SF) approach, but are now also being performed in RI/MOM schemes. We mark the data for which information about non-perturbative running checks is available and give some details, but do not attempt to translate this into a colour-code.

The pion mass plays an important rôle in the criteria relevant for chiral extrapolation and finite volume. For some of the regularizations used, however, it is not a trivial matter to identify this mass. In the case of twisted-mass fermions, discretization effects give rise to a mass difference between charged and neutral pions even when the up- and down-quark masses are equal, with the charged pion being the heavier of the two. The discussion of the twisted-mass results presented in the following sections assumes that the artificial isospin-breaking effects which occur in this regularization are under control. In addition, we assume that the mass of the charged pion may be used when evaluating the chiral extrapolation and finite volume criteria. In the case of staggered fermions, discretization effects give rise to several light states with the quantum numbers of the pion.⁴ The mass splitting among these “taste” partners represents a discretization effect of $\mathcal{O}(a^2)$, which can be significant at big lattice spacings but shrinks as the spacing is reduced. In the discussion of the results obtained with staggered quarks given in the following sections, we assume that these artefacts are under control. When evaluating the chiral extrapolation criteria, we conservatively identify $M_{\pi,\min}$ with the root mean square (RMS) of the mass of all taste partners. These masses are also used in sections 4 and 6 when evaluating the finite volume criteria, while in sections 3, 5, 7 and 8, a more stringent finite volume criterion is applied: $M_{\pi,\min}$ is identified with the mass of the lightest state.

⁴We refer the interested reader to a number of good reviews on the subject [11–15].

2.1.2 Heavy-quark physics

This subsection discusses the criteria adopted for the heavy-quark quantities included in this review, characterized by non-zero charm and bottom quantum numbers. There are several different approaches to treating heavy quarks on the lattice, each with their own issues and considerations. In general all b -quark methods rely on the use of Effective Field Theory (EFT) at some point in the computation, either via direct simulation of the EFT, use of the EFT to estimate the size of cutoff errors, or use of the EFT to extrapolate from the simulated lattice quark mass up to the physical b -quark mass. Some simulations of charm-quark quantities use the same heavy-quark methods as for bottom quarks, but there are also computations that use improved light-quark actions to simulate charm quarks. Hence, with some methods and for some quantities, truncation effects must be considered together with discretization errors. With other methods, discretization errors are more severe for heavy-quark quantities than for the corresponding light-quark quantities.

In order to address these complications, we add a new heavy-quark treatment category to the ratings system. The purpose of this criterion is to provide a guideline for the level of action and operator improvement needed in each approach to make reliable calculations possible, in principle. In addition, we replace the rating criteria for the continuum extrapolations of Sec. 2.1.1 with a new empirical approach based on the size of observed discretization errors in the lattice simulation data. This accounts for the fact that whether discretization and truncation effects in a given calculation are sufficiently small as to be controllable depends not only on the range of lattice spacings used in the simulations, but also on the simulated heavy-quark masses and on the level of action and operator improvement. For the other categories, we adopt the same strict criteria as in Sec. 2.1.1, with one minor modification, as explained below.

- Heavy-quark treatment:

A description of the different approaches to treating heavy quarks on the lattice is given in Appendix A.1.3 including a discussion of the associated discretization, truncation, and matching errors. For truncation errors we use HQET power counting throughout, since this review is focused on heavy quark quantities involving B and D mesons. Here we describe the criteria for how each approach must be implemented in order to receive an acceptable (✓) rating for both the heavy quark actions and the weak operators. Heavy-quark implementations without the level of improvement described below are rated not acceptable (■). The matching is evaluated together with renormalization, using the renormalization criteria described in Sec. 2.1.1. We emphasize that the heavy-quark implementations rated as acceptable and described below have been validated in a variety of ways, such as via phenomenological agreement with experimental measurements, consistency between independent lattice calculations, and numerical studies of truncation errors. These tests are summarized in Sec. 8.

Relativistic heavy quark actions:

✓ at least tree-level $O(a)$ improved action and weak operators

This is similar to the requirements for light quark actions. All current implementations of relativistic heavy quark actions satisfy these criteria.

NRQCD:

✓ tree-level matched through $O(1/m_h)$ and improved through $O(a^2)$

The current implementations of NRQCD satisfy these criteria, and also include tree-level

corrections of $O(1/m_h^2)$ in the action.

HQET:

✓ tree-level matched through $O(1/m_h)$ with discretization errors starting at $O(a^2)$

The current implementation of HQET by the ALPHA collaboration satisfies these criteria with an action and weak operators that are nonperturbatively matched through $O(1/m_h)$. Calculations that exclusively use a static limit action do not satisfy these criteria, since the static limit action, by definition, does not include $1/m_h$ terms. However for SU(3)-breaking ratios such as ξ and f_{B_s}/f_B truncation errors start at $O((m_s - m_d)/m_h)$. We therefore consider lattice calculations of such ratios that use a static limit action to still have controllable truncation errors.

Light-quark actions for heavy quarks:

✓ discretization errors starting at $O(a^2)$ or higher

This applies to calculations that use the tmWilson action, a nonperturbatively improved Wilson action, or the HISQ action for charm quark quantities. It also applies to calculations that use these light quark actions in the charm region and above together with either the static limit or with an HQET inspired extrapolation to obtain results at the physical b quark mass. In these cases, the continuum extrapolation criteria must be applied to the entire range of heavy quark masses used in the calculation.

- Continuum extrapolation:

First we introduce the following definitions:

$$D(a) = \frac{Q(a) - Q(0)}{Q(a)}, \quad (1)$$

where $Q(a)$ denotes the central value of quantity Q obtained at lattice spacing a and $Q(0)$ denotes the continuum extrapolated value. $D(a)$ is a measure of how far the continuum extrapolated result is from the lattice data. We evaluate this quantity on the smallest lattice spacing used in the calculation, a_{\min} .

$$\delta(a) = \frac{Q(a) - Q(0)}{\sigma_Q}, \quad (2)$$

where σ_Q is the combined statistical and systematic (due to the continuum extrapolation) error. $\delta(a)$ is a measure of how well the continuum extrapolated result agrees with the lattice data within the statistical and systematic errors of the calculation. Again, we evaluate this quantity on the smallest lattice spacing used in the calculation, a_{\min} .

- ★ (i) Three or more lattice spacings, and
 - (ii) $a_{\max}^2/a_{\min}^2 \geq 2$, and
 - (iii) $D(a_{\min}) \leq 2\%$, and
 - (iv) $\delta(a_{\min}) \leq 1$
- (i) Two or more lattice spacings, and
 - (ii) $a_{\max}^2/a_{\min}^2 \geq 1.4$, and
 - (iii) $D(a_{\min}) \leq 10\%$, and
 - (iv) $\delta(a_{\min}) \leq 2$
- otherwise

For the time being, these new criteria for the quality of the continuum extrapolation have only been adopted for the heavy-quark quantities, but their use may be extended to all FLAG quantities in future reviews.

- Finite-volume:
 - ★ $M_{\pi,\min}L \gtrsim 3.7$ or 2 volumes at fixed parameters
 - $M_{\pi,\min}L \gtrsim 3$
 - otherwise

Here the boundary between green star and open circle is slightly relaxed compared to that in Sec. 2.1.1 to account for the fact that heavy-quark quantities are less sensitive to this systematic error than light-quark quantities. A ★ rating requires an estimate of the finite volume error either by analysing data on two or more physical volumes (with all other parameters fixed) or by using finite volume chiral perturbation theory. In the case of staggered sea quarks, $M_{\pi,\min}$ refers to the lightest (taste Goldstone) pion mass.

2.2 Averages and estimates

For many observables there are enough independent lattice calculations of good quality that it makes sense to average them and propose such an *average* as the best current lattice number. In order to decide whether this is true for a certain observable, we rely on the colour coding. We restrict the averages to data for which the colour code does not contain any red tags. In some cases, the averaging procedure nevertheless leads to a result which in our opinion does not cover all uncertainties. This is related to the fact that procedures for estimating errors and the resulting conclusions necessarily have an element of subjectivity, and would vary between groups even with the same data set. In order to stay on the conservative side, we may replace the average by an *estimate* (or a *range*), which we consider as a fair assessment of the knowledge acquired on the lattice at present. This estimate is not obtained with a prescribed mathematical procedure, but is based on a critical analysis of the available information.

There are two other important criteria which also play a role in this respect, but which cannot be colour coded, because a systematic improvement is not possible. These are: *i*) the publication status, and *ii*) the number of flavours N_f . As far as the former criterion is concerned, we adopt the following policy: we average only results which have been published in peer reviewed journals, i.e. they have been endorsed by referee(s). The only exception to this rule consists in obvious updates of previously published results, typically presented in conference proceedings. Such updates, which supersede the corresponding results in the published papers, are included in the averages. Nevertheless, all results are listed and their publication status is identified by the following symbols:

- Publication status:
 - A published or plain update of published results
 - P preprint
 - C conference contribution

Note that updates of earlier results rely, at least partially, on the same gauge field configuration ensembles. For this reason, we do not average updates with earlier results. In the present edition, the publication status on November 30, 2013 is relevant. If the paper appeared in print after that date this is accounted for in the bibliography, but does not affect the averages.

In this review we present results from simulations with $N_f = 2$, $N_f = 2 + 1$ and $N_f = 2 + 1 + 1$ (for $r_0\Lambda_{\overline{\text{MS}}}$ also with $N_f = 0$). We are not aware of an *a priori* way to quantitatively estimate the difference between results produced in simulations with a different number of dynamical quarks. We therefore average results at fixed N_f separately; averages of calculations

with different N_f will not be provided.

To date, no significant differences between results with different values of N_f have been observed. In the future, as the accuracy and the control over systematic effects in lattice calculations will increase, it will hopefully be possible to see a difference between $N_f = 2$ and $N_f = 2 + 1$ calculations and so determine the size of the Zweig-rule violations related to strange quark loops. This is a very interesting issue *per se*, and one which can be quantitatively addressed only with lattice calculations.

2.3 Averaging procedure and error analysis

In [1], the FLAG averages and their errors were estimated through the following procedure: Having added in quadrature statistical and systematic errors for each individual result, we obtained their weighted χ^2 average. This was our central value. If the fit was of good quality ($\chi^2_{\min}/dof \leq 1$), we calculated the net uncertainty δ from $\chi^2 = \chi^2_{\min} + 1$; otherwise, we inflated the result obtained in this way by the factor $S = \sqrt{\chi^2/dof}$. Whenever this χ^2 minimization procedure resulted in a total error which was smaller than the smallest systematic error of any individual lattice result, we assigned the smallest systematic error of that result to the total systematic error in the average.

One of the problems arising when forming such averages is that not all of the data sets are independent; in fact, some rely on the same ensembles. In particular, the same gauge field configurations, produced with a given fermion discretization, are often used by different research teams with different valence quark lattice actions, obtaining results which are not really independent. In the present paper we have modified our averaging procedure, in order to account for such correlations. To start with, we examine error budgets for individual calculations and look for potentially correlated uncertainties. Specific problems encountered in connection with correlations between different data sets are commented in the text. If there is any reason to believe that a source of error is correlated between two calculations, a 100% correlation is assumed. We then obtain the central value from a χ^2 weighted average, evaluated by adding statistical and systematic errors in quadrature (just as in Ref. [1]): for a set of individual measurements x_i with error σ_i and correlation matrix C_{ij} , central value and error of the average are given by:

$$x_{\text{average}} = \sum_i x_i \omega_i, \quad \omega_i = \frac{\sigma_i^{-2}}{\sum_j \sigma_j^{-2}}, \quad (3)$$

$$\sigma_{\text{average}}^2 = \sum_{i,j} \omega_i \omega_j C_{ij}. \quad (4)$$

The correlation matrix for the set of correlated lattice results is estimated with Schmelling's prescription [16]. When necessary, the statistical and systematic error bars are stretched by a factor S , as specified in the previous paragraph.

3 Masses of the light quarks

Quark masses are fundamental parameters of the Standard Model. An accurate determination of these parameters is important for both phenomenological and theoretical applications. The charm and bottom masses, for instance, enter the theoretical expressions of several cross sections and decay rates in heavy-quark expansions. The up-, down- and strange-quark masses govern the amount of explicit chiral symmetry breaking in QCD. From a theoretical point of view, the values of quark masses provide information about the flavour structure of physics beyond the Standard Model. The Review of Particle Physics of the Particle Data Group contains a review of quark masses [17], which covers light as well as heavy flavours. The present summary only deals with the light-quark masses (those of the up, down and strange quarks), but discusses the lattice results for these in more detail.

Quark masses cannot be measured directly with experiment because quarks cannot be isolated, as they are confined inside hadrons. On the other hand, quark masses are free parameters of the theory and, as such, cannot be obtained on the basis of purely theoretical considerations. Their values can only be determined by comparing the theoretical prediction for an observable, which depends on the quark mass of interest, with the corresponding experimental value. What makes light-quark masses particularly difficult to determine is the fact that they are very small (for the up and down) or small (for the strange) compared to typical hadronic scales. Thus, their impact on typical hadronic observables is minute and it is difficult to isolate their contribution accurately.

Fortunately, the spontaneous breaking of $SU(3)_L \otimes SU(3)_R$ chiral symmetry provides observables which are particularly sensitive to the light-quark masses: the masses of the resulting Nambu-Goldstone bosons (NGB), i.e. pions, kaons and etas. Indeed, the Gell-Mann-Oakes-Renner relation [18] predicts that the squared mass of a NGB is directly proportional to the sum of the masses of the quark and antiquark which compose it, up to higher-order mass corrections. Moreover, because these NGBs are light and are composed of only two valence particles, their masses have a particularly clean statistical signal in lattice-QCD calculations. In addition, the experimental uncertainties on these meson masses are negligible.

Three flavour QCD has four free parameters: the strong coupling, α_s (alternatively Λ_{QCD}) and the up, down and strange quark masses, m_u , m_d and m_s . However, present day lattice calculations are often performed in the isospin limit, and the up and down quark masses (especially those in the sea) usually get replaced by a single parameter: the isospin averaged up- and down-quark mass, $m_{ud} = \frac{1}{2}(m_u + m_d)$. A lattice determination of these parameters requires two steps:

1. Calculations of three experimentally measurable quantities are used to fix the three bare parameters. As already discussed, NGB masses are particularly appropriate for fixing the light-quark masses. Another observable, such as the mass of a member of the baryon octet, can be used to fix the overall scale. It is important to note that until recently, most calculations were performed at values of m_{ud} which were still substantially larger than its physical value, typically four times as large. Reaching the physical up- and down-quark mass point required a significant extrapolation. This situation is changing fast. The PACS-CS [19–21] and BMW [22, 23] calculations were performed with masses all the way down to their physical value (and even below in the case of BMW), albeit in very small volumes for PACS-CS. More recently, MILC [24] and RBC/UKQCD [25] have also extended their simulations almost down to the physical point, by considering pions with

$M_\pi \gtrsim 170 \text{ MeV}$.⁵ Regarding the strange quark, modern simulations can easily include them with masses that bracket its physical value, and only interpolations are needed.

2. Renormalizations of these bare parameters must be performed to relate them to the corresponding cutoff-independent, renormalized parameters.⁶ These are short distance calculations, which may be performed perturbatively. Experience shows that one-loop calculations are unreliable for the renormalization of quark masses: usually at least two loops are required to have trustworthy results. Therefore, it is best to perform the renormalizations nonperturbatively to avoid potentially large perturbative uncertainties due to neglected higher-order terms. However we will include in our averages one-loop results which carry a solid estimate of the systematic uncertainty due to the truncation of the series.

Of course, in quark mass ratios the renormalization factor cancels, so that this second step is no longer relevant.

3.1 Contributions from the electromagnetic interaction

As mentioned in Section 2.1, the present review relies on the hypothesis that, at low energies, the Lagrangian $\mathcal{L}_{\text{QCD}} + \mathcal{L}_{\text{QED}}$ describes nature to a high degree of precision. Moreover, we assume that, at the accuracy reached by now and for the quantities discussed here, the difference between the results obtained from simulations with three dynamical flavours and full QCD is small in comparison with the quoted systematic uncertainties. This will soon no longer be the case. The electromagnetic (e.m.) interaction, on the other hand, cannot be ignored. Quite generally, when comparing QCD calculations with experiment, radiative corrections need to be applied. In lattice simulations, where the QCD parameters are fixed in terms of the masses of some of the hadrons, the electromagnetic contributions to these masses must be accounted for.⁷

The electromagnetic interaction plays a crucial role in determinations of the ratio m_u/m_d , because the isospin-breaking effects generated by this interaction are comparable to those from $m_u \neq m_d$ (see Subsection 3.4). In determinations of the ratio m_s/m_{ud} , the electromagnetic interaction is less important, but at the accuracy reached, it cannot be neglected. The reason is that, in the determination of this ratio, the pion mass enters as an input parameter. Because M_π represents a small symmetry breaking effect, it is rather sensitive to the perturbations generated by QED.

We distinguish the physical mass M_P , $P \in \{\pi^+, \pi^0, K^+, K^0\}$, from the mass \hat{M}_P within QCD alone. The e.m. self-energy is the difference between the two, $M_P^\gamma \equiv M_P - \hat{M}_P$. Because the self-energy of the Nambu-Goldstone bosons diverges in the chiral limit, it is convenient

⁵In the case of MILC, we are referring to the staggered root-mean-squared average mass of the taste partners (see discussion in Section 2.1). The mass of the corresponding taste-Goldstone-pion in these simulations is the physical value.

⁶Throughout this review, the quark masses m_u , m_d and m_s refer to the $\overline{\text{MS}}$ scheme at running scale $\mu = 2 \text{ GeV}$ and the numerical values are given in MeV units.

⁷Since the decomposition of the sum $\mathcal{L}_{\text{QCD}} + \mathcal{L}_{\text{QED}}$ into two parts is not unique, specifying the QCD part requires a convention. In order to give results for the quark masses in the Standard Model at scale $\mu = 2 \text{ GeV}$, on the basis of a calculation done within QCD, it is convenient to match the two theories at that scale. We use this convention throughout the present review. Note that a different convention is used in the analysis of the precision measurements carried out in low energy pion physics (e.g. [26]). When comparing lattice results with experiment, it is important to fix the QCD parameters in accordance with the convention used in the analysis of the experimental data (for a more detailed discussion, see [27–30]).

to replace it by the contribution of the e.m. interaction to the *square* of the mass,

$$\Delta_P^\gamma \equiv M_P^2 - \hat{M}_P^2 = 2 M_P M_P^\gamma + O(e^4). \quad (5)$$

The main effect of the e.m. interaction is an increase in the mass of the charged particles, generated by the photon cloud that surrounds them. The self-energies of the neutral ones are comparatively small, particularly for the Nambu-Goldstone bosons, which do not have a magnetic moment. Dashen's theorem [31] confirms this picture, as it states that, to leading order (LO) of the chiral expansion, the self-energies of the neutral NGBs vanish, while the charged ones obey $\Delta_{K^+}^\gamma = \Delta_{\pi^+}^\gamma$. It is convenient to express the self-energies of the neutral particles as well as the mass difference between the charged and neutral pions within QCD in units of the observed mass difference, $\Delta_\pi \equiv M_{\pi^+}^2 - M_{\pi^0}^2$:

$$\Delta_{\pi^0}^\gamma \equiv \epsilon_{\pi^0} \Delta_\pi, \quad \Delta_{K^0}^\gamma \equiv \epsilon_{K^0} \Delta_\pi, \quad \hat{M}_{\pi^+}^2 - \hat{M}_{\pi^0}^2 \equiv \epsilon_m \Delta_\pi. \quad (6)$$

In this notation, the self-energies of the charged particles are given by

$$\Delta_{\pi^+}^\gamma = (1 + \epsilon_{\pi^0} - \epsilon_m) \Delta_\pi, \quad \Delta_{K^+}^\gamma = (1 + \epsilon + \epsilon_{K^0} - \epsilon_m) \Delta_\pi, \quad (7)$$

where the dimensionless coefficient ϵ parameterizes the violation of Dashen's theorem,⁸

$$\Delta_{K^+}^\gamma - \Delta_{K^0}^\gamma - \Delta_{\pi^+}^\gamma + \Delta_{\pi^0}^\gamma \equiv \epsilon \Delta_\pi. \quad (8)$$

Any determination of the light-quark masses based on a calculation of the masses of π^+ , K^+ and K^0 within QCD requires an estimate for the coefficients ϵ , ϵ_{π^0} , ϵ_{K^0} and ϵ_m .

The first determination of the self-energies on the lattice was carried out by Duncan, Eichten and Thacker [33]. Using the quenched approximation, they arrived at $M_{K^+}^\gamma - M_{K^0}^\gamma = 1.9$ MeV. Actually, the parameterization of the masses given in that paper yields an estimate for all but one of the coefficients introduced above (since the mass splitting between the charged and neutral pions in QCD is neglected, the parameterization amounts to setting $\epsilon_m = 0$ ab initio). Evaluating the differences between the masses obtained at the physical value of the electromagnetic coupling constant and at $e = 0$, we obtain $\epsilon = 0.50(8)$, $\epsilon_{\pi^0} = 0.034(5)$ and $\epsilon_{K^0} = 0.23(3)$. The errors quoted are statistical only: an estimate of lattice systematic errors is not possible from the limited results of [33]. The result for ϵ indicates that the violation of Dashen's theorem is sizeable: according to this calculation, the nonleading contributions to the self-energy difference of the kaons amount to 50% of the leading term. The result for the self-energy of the neutral pion cannot be taken at face value, because it is small, comparable to the neglected mass difference $\hat{M}_{\pi^+} - \hat{M}_{\pi^0}$. To illustrate this, we note that the numbers quoted above are obtained by matching the parameterization with the physical masses for π^0 , K^+ and K^0 . This gives a mass for the charged pion that is too high by 0.32 MeV. Tuning the parameters instead such that M_{π^+} comes out correctly, the result for the self-energy of the neutral pion becomes larger: $\epsilon_{\pi^0} = 0.10(7)$ where, again, the error is statistical only.

In an update of this calculation by the RBC collaboration [34] (RBC 07), the electromagnetic interaction is still treated in the quenched approximation, but the strong interaction is simulated with $N_f = 2$ dynamical quark flavours. The quark masses are fixed with the physical

⁸Sometimes, e.g. in [32], the violation of Dashen's theorem is given in terms of a different quantity, $\bar{\epsilon} \equiv (\Delta_{K^+}^\gamma - \Delta_{K^0}^\gamma)/(\Delta_{\pi^+}^\gamma - \Delta_{\pi^0}^\gamma) - 1$. This parameter is related to ϵ used here through $\epsilon = (1 - \epsilon_m)\bar{\epsilon}$. Given the value of ϵ_m (see (9)), these two quantities differ by only 4%.

masses of π^0 , K^+ and K^0 . The outcome for the difference in the electromagnetic self-energy of the kaons reads $M_{K^+}^\gamma - M_{K^0}^\gamma = 1.443(55)$ MeV. This corresponds to a remarkably small violation of Dashen's theorem. Indeed, a recent extension of this work to $N_f = 2 + 1$ dynamical flavours [32] leads to a significantly larger self-energy difference: $M_{K^+}^\gamma - M_{K^0}^\gamma = 1.87(10)$ MeV, in good agreement with the estimate of Eichten et al. Expressed in terms of the coefficient ϵ that measures the size of the violation of Dashen's theorem, it corresponds to $\epsilon = 0.5(1)$.

The input for the electromagnetic corrections used by MILC is specified in [35]. In their analysis of the lattice data, ϵ_{π^0} , ϵ_{K^0} and ϵ_m are set equal to zero. For the remaining coefficient, which plays a crucial role in determinations of the ratio m_u/m_d , the very conservative range $\epsilon = 1 \pm 1$ was used in MILC 04 [36], while in more recent work, in particular in MILC 09 [15] and MILC 09A [37], this input is replaced by $\epsilon = 1.2 \pm 0.5$, as suggested by phenomenological estimates for the corrections to Dashen's theorem [38, 39]. Results of an evaluation of the electromagnetic self-energies based on $N_f = 2 + 1$ dynamical quarks in the QCD sector and on the quenched approximation in the QED sector are also reported by MILC [40–42]. Their preliminary result is $\bar{\epsilon} = 0.65(7)(14)(10)$, where the first error is statistical, the second systematic, and the third a separate systematic for the combined chiral and continuum extrapolation. The estimate of the systematic error does not yet include finite-volume effects. With the estimate for ϵ_m given in (9), this result corresponds to $\epsilon = 0.62(7)(14)(10)$. Similar preliminary results were previously reported by the BMW collaboration in conference proceedings [43, 44].

The RM123 collaboration employs a new technique to compute e.m. shifts in hadron masses in two-flavour QCD: the effects are included at leading order in the electromagnetic coupling α through simple insertions of the fundamental electromagnetic interaction in quark lines of relevant Feynman graphs [45]. They find $\epsilon = 0.79(18)(18)$ where the first error is statistical and the second is the total systematic error resulting from chiral, finite-volume, discretization, quenching and fitting errors all added in quadrature.

The effective Lagrangian that governs the self-energies to next-to-leading order (NLO) of the chiral expansion was set up in [46]. The estimates in [38, 39] are obtained by replacing QCD with a model, matching this model with the effective theory and assuming that the effective coupling constants obtained in this way represent a decent approximation to those of QCD. For alternative model estimates and a detailed discussion of the problems encountered in models based on saturation by resonances, see [47–49]. In the present review of the information obtained on the lattice, we avoid the use of models altogether.

There is an indirect phenomenological determination of ϵ , which is based on the decay $\eta \rightarrow 3\pi$ and does not rely on models. The result for the quark mass ratio Q , defined in (24) and obtained from a dispersive analysis of this decay, implies $\epsilon = 0.70(28)$ (see Section 3.4). While the values found in older lattice calculations [32–34] are a little less than one standard deviation lower, the most recent determinations [40–45, 50], though still preliminary, are in excellent agreement with this result and have significantly smaller error bars. However, even in the more recent calculations, e.m. effects are treated in the quenched approximation. Thus, we choose to quote $\epsilon = 0.7(3)$, which is essentially the $\eta \rightarrow 3\pi$ result and covers generously the range of post 2010 lattice results. Note that this value has an uncertainty which is reduced by about 40% compared to the result quoted in the first edition of the FLAG review [1].

We add a few comments concerning the physics of the self-energies and then specify the estimates used as an input in our analysis of the data. The Cottingham formula [51] represents the self-energy of a particle as an integral over electron scattering cross sections; elastic as well as inelastic reactions contribute. For the charged pion, the term due to elastic scattering,

which involves the square of the e.m. form factor, makes a substantial contribution. In the case of the π^0 , this term is absent, because the form factor vanishes on account of charge conjugation invariance. Indeed, the contribution from the form factor to the self-energy of the π^+ roughly reproduces the observed mass difference between the two particles. Furthermore, the numbers given in [52–54] indicate that the inelastic contributions are significantly smaller than the elastic contributions to the self-energy of the π^+ . The low energy theorem of Das, Guralnik, Mathur, Low and Young [55] ensures that, in the limit $m_u, m_d \rightarrow 0$, the e.m. self-energy of the π^0 vanishes, while the one of the π^+ is given by an integral over the difference between the vector and axial-vector spectral functions. The estimates for ϵ_{π^0} obtained in [33] are consistent with the suppression of the self-energy of the π^0 implied by chiral $SU(2) \times SU(2)$. In our opinion, $\epsilon_{\pi^0} = 0.07(7)$ is a conservative estimate for this coefficient. The self-energy of the K^0 is suppressed less strongly, because it remains different from zero if m_u and m_d are taken massless and only disappears if m_s is turned off as well. Note also that, since the e.m. form factor of the K^0 is different from zero, the self-energy of the K^0 does pick up an elastic contribution. The lattice result for ϵ_{K^0} indicates that the violation of Dashen’s theorem is smaller than in the case of ϵ . In the following, we use $\epsilon_{K^0} = 0.3(3)$.

Finally, we consider the mass splitting between the charged and neutral pions in QCD. This effect is known to be very small, because it is of second order in $m_u - m_d$. There is a parameter-free prediction, which expresses the difference $\hat{M}_{\pi^+}^2 - \hat{M}_{\pi^0}^2$ in terms of the physical masses of the pseudoscalar octet and is valid to NLO of the chiral perturbation series. Numerically, the relation yields $\epsilon_m = 0.04$ [56], indicating that this contribution does not play a significant role at the present level of accuracy. We attach a conservative error also to this coefficient: $\epsilon_m = 0.04(2)$. The lattice result for the self-energy difference of the pions, reported in [32], $M_{\pi^+}^\gamma - M_{\pi^0}^\gamma = 4.50(23)$ MeV, agrees with this estimate: expressed in terms of the coefficient ϵ_m that measures the pion mass splitting in QCD, the result corresponds to $\epsilon_m = 0.04(5)$. The corrections of next-to-next-to-leading order (NNLO) have been worked out [57], but the numerical evaluation of the formulae again meets with the problem that the relevant effective coupling constants are not reliably known.

In summary, we use the following estimates for the e.m. corrections:

$$\epsilon = 0.7(3), \quad \epsilon_{\pi^0} = 0.07(7), \quad \epsilon_{K^0} = 0.3(3), \quad \epsilon_m = 0.04(2). \quad (9)$$

While the range used for the coefficient ϵ affects our analysis in a significant way, the numerical values of the other coefficients only serve to set the scale of these contributions. The range given for ϵ_{π^0} and ϵ_{K^0} may be overly generous, but because of the exploratory nature of the lattice determinations, we consider it advisable to use a conservative estimate.

Treating the uncertainties in the four coefficients as statistically independent and adding errors in quadrature, the numbers in equation (9) yield the following estimates for the e.m. self-energies,

$$\begin{aligned} M_{\pi^+}^\gamma &= 4.7(3) \text{ MeV}, & M_{\pi^0}^\gamma &= 0.3(3) \text{ MeV}, & M_{\pi^+}^\gamma - M_{\pi^0}^\gamma &= 4.4(1) \text{ MeV}, \\ M_{K^+}^\gamma &= 2.5(5) \text{ MeV}, & M_{K^0}^\gamma &= 0.4(4) \text{ MeV}, & M_{K^+}^\gamma - M_{K^0}^\gamma &= 2.1(4) \text{ MeV}, \end{aligned} \quad (10)$$

and for the pion and kaon masses occurring in the QCD sector of the Standard Model,

$$\begin{aligned} \hat{M}_{\pi^+} &= 134.8(3) \text{ MeV}, & \hat{M}_{\pi^0} &= 134.6(3) \text{ MeV}, & \hat{M}_{\pi^+} - \hat{M}_{\pi^0} &= 0.2(1) \text{ MeV}, \\ \hat{M}_{K^+} &= 491.2(5) \text{ MeV}, & \hat{M}_{K^0} &= 497.2(4) \text{ MeV}, & \hat{M}_{K^+} - \hat{M}_{K^0} &= -6.1(4) \text{ MeV}. \end{aligned} \quad (11)$$

The self-energy difference between the charged and neutral pion involves the same coefficient ϵ_m that describes the mass difference in QCD – this is why the estimate for $M_{\pi^+}^\gamma - M_{\pi^0}^\gamma$ is so sharp.

3.2 Pion and kaon masses in the isospin limit

As mentioned above, most of the lattice calculations concerning the properties of the light mesons are performed in the isospin limit of QCD ($m_u - m_d \rightarrow 0$ at fixed $m_u + m_d$). We denote the pion and kaon masses in that limit by \bar{M}_π and \bar{M}_K , respectively. Their numerical values can be estimated as follows. Since the operation $u \leftrightarrow d$ interchanges π^+ with π^- and K^+ with K^0 , the expansion of the quantities $\hat{M}_{\pi^+}^2$ and $\frac{1}{2}(\hat{M}_{K^+}^2 + \hat{M}_{K^0}^2)$ in powers of $m_u - m_d$ only contains even powers. As shown in [58], the effects generated by $m_u - m_d$ in the mass of the charged pion are strongly suppressed: the difference $\hat{M}_{\pi^+}^2 - \bar{M}_\pi^2$ represents a quantity of $O[(m_u - m_d)^2(m_u + m_d)]$ and is therefore small compared to the difference $\hat{M}_{\pi^+}^2 - \hat{M}_{\pi^0}^2$, for which an estimate was given above. In the case of $\frac{1}{2}(\hat{M}_{K^+}^2 + \hat{M}_{K^0}^2) - \bar{M}_K^2$, the expansion does contain a contribution at NLO, determined by the combination $2L_8 - L_5$ of low energy constants, but the lattice results for that combination show that this contribution is very small, too. Numerically, the effects generated by $m_u - m_d$ in $\hat{M}_{\pi^+}^2$ and in $\frac{1}{2}(\hat{M}_{K^+}^2 + \hat{M}_{K^0}^2)$ are negligible compared to the uncertainties in the electromagnetic self-energies. The estimates for these given in equation (11) thus imply

$$\bar{M}_\pi = \hat{M}_{\pi^+} = 134.8(3) \text{ MeV} , \quad \bar{M}_K = \sqrt{\frac{1}{2}(\hat{M}_{K^+}^2 + \hat{M}_{K^0}^2)} = 494.2(4) \text{ MeV} . \quad (12)$$

This shows that, for the convention used above to specify the QCD sector of the Standard Model, and within the accuracy to which this convention can currently be implemented, the mass of the pion in the isospin limit agrees with the physical mass of the neutral pion: $\bar{M}_\pi - M_{\pi^0} = -0.2(3) \text{ MeV}$.

3.3 Lattice determination of m_s and m_{ud}

We now turn to a review of the lattice calculations of the light-quark masses and begin with m_s , the isospin averaged up- and down-quark mass, m_{ud} , and their ratio. Most groups quote only m_{ud} , not the individual up- and down-quark masses. We then discuss the ratio m_u/m_d and the individual determination of m_u and m_d .

Quark masses have been calculated on the lattice since the mid nineties. However early calculations were performed in the quenched approximation, leading to unquantifiable systematics. Thus in the following, we only review modern, unquenched calculations, which include the effects of light sea-quarks.

Tables 2 and 3 list the results of $N_f = 2$ and $N_f = 2 + 1$ lattice calculations of m_s and m_{ud} . These results are given in the $\overline{\text{MS}}$ scheme at 2 GeV, which is standard nowadays, though some groups are starting to quote results at higher scales (e.g. [25]). The tables also show the colour-coding of the calculations leading to these results. The corresponding results for m_s/m_{ud} are given in Table 4. As indicated earlier in this review, we treat $N_f = 2$ and $N_f = 2 + 1$ calculations separately. The latter include the effects of a strange sea-quark, but the former do not.

3.3.1 $N_f = 2$ lattice calculations

We begin with $N_f = 2$ calculations. A quick inspection of Table 2 indicates that only the most recent calculations, ALPHA 12 [59] and ETM 10B [60], control all systematic effects—the special case of Dürer 11 [61] is discussed below. Only ALPHA 12 [59], ETM 10B [60] and ETM 07 [62] really enter the chiral regime, with pion masses down to about 270 MeV for ALPHA and ETM. Because this pion mass is still quite far from the physical pion mass, ALPHA 12 refrain from determining m_{ud} and give only m_s . All the other calculations have significantly more massive pions, the lightest being about 430 MeV, in the calculation by CP-PACS 01 [63]. Moreover, the latter calculation is performed on very coarse lattices, with lattice spacings $a \geq 0.11$ fm and only one-loop perturbation theory is used to renormalize the results.

ETM 10B’s [60] calculation of m_{ud} and m_s is an update of the earlier twisted-mass determination of ETM 07 [62]. In particular, they have added ensembles with a larger volume and three new lattice spacings, $a = 0.054, 0.067$ and 0.098 fm, allowing for a continuum extrapolation. In addition, it presents analyses performed in $SU(2)$ and $SU(3)$ χ PT.

The new ALPHA 12 [59] calculation of m_s is an update of ALPHA 05 [64], which pushes computations to finer lattices and much lighter pion masses. It also importantly includes a determination of the lattice spacing with the decay constant F_K , whereas ALPHA 05 converted results to physical units using the scale parameter r_0 [65], defined via the force between static quarks. In particular, the conversion relied on measurements of r_0/a by QCDSF/UKQCD 04 [66] which differ significantly from the new determination by ALPHA 12. As in ALPHA 05, in ALPHA 12 both nonperturbative running and nonperturbative renormalization are performed in a controlled fashion, using Schrödinger functional methods.

The conclusion of our analysis of $N_f = 2$ calculations is that the results of ALPHA 12 [59] and ETM 10B [60] (which update and extend ALPHA 05 [64] and ETM 07 [62], respectively), are the only ones to date which satisfy our selection criteria. Thus we average those two results for m_s , obtaining 101(3) MeV. Regarding m_{ud} , for which only ETM 10B [60] gives a value, we do not offer an average but simply quote ETM’s number. Because ALPHA’s result induces an increase by 7% of our earlier average for m_s [1] while m_{ud} remains unchanged, our average for m_s/m_{ud} also increases by 7%. For the latter, however, we retain the percent error quoted by ETM, who directly estimates this ratio, and add it in quadrature to the percent error on ALPHA’s m_s . Thus, we quote as our estimates:

$$N_f = 2 : \quad m_s = 101(3) \text{ MeV}, \quad m_{ud} = 3.6(2) \text{ MeV}, \quad \frac{m_s}{m_{ud}} = 28.1(1.2). \quad (13)$$

The errors on these results are 3%, 6% and 4% respectively. The error is smaller in the ratio than one would get from combining the errors on m_{ud} and m_s , because statistical and systematic errors cancel in ETM’s result for this ratio, most notably those associated with renormalization and the setting of the scale. It is worth noting that thanks to ALPHA 12 [59], the total error on m_s has reduced significantly, from 7% in the last edition of our report to 3% now. It is also interesting to remark that ALPHA 12’s [59] central value for m_s is about 1 σ larger than that of ETM 10B [60] and nearly 2 σ larger than our present $N_f = 2 + 1$ determination given in (14). Moreover, this larger value for m_s increases our $N_f = 2$ determination of m_s/m_{ud} , making it larger than ETM 10B’s direct measurement, though compatible within errors.

We have not discussed yet the precise results of Dürer 11 [61] which satisfy our selection criteria. This is because Dürer 11 pursue an approach which is sufficiently different

Collaboration	Ref.	publication status	chiral extrapolation	continuum extrapolation	finite volume	renormalization	running	m_{ud}	m_s
ALPHA 12	[59]	A	○	★	★	★	a, b		102(3)(1)
Dürr 11 [‡]	[61]	A	○	★	○	–	–	3.52(10)(9)	97.0(2.6)(2.5)
ETM 10B	[60]	A	○	★	○	★	c	3.6(1)(2)	95(2)(6)
JLQCD/TWQCD 08A	[67]	A	○	■	■	★	–	4.452(81)(38) _{(-227)⁺⁰}	–
RBC 07 [†]	[34]	A	■	■	★	★	–	4.25(23)(26)	119.5(5.6)(7.4)
ETM 07	[62]	A	○	■	○	★	–	3.85(12)(40)	105(3)(9)
QCDSF/ UKQCD 06	[68]	A	■	★	■	★	–	4.08(23)(19)(23)	111(6)(4)(6)
SPQcdR 05	[69]	A	■	○	○	★	–	4.3(4) _{(-0.0)^{+1.1}}	101(8) _{(-0)⁺²⁵}
ALPHA 05	[64]	A	■	○	★	★	a		97(4)(18) [§]
QCDSF/ UKQCD 04	[66]	A	■	★	■	★	–	4.7(2)(3)	119(5)(8)
JLQCD 02	[70]	A	■	■	○	■	–	3.223 _{(-69)⁺⁴⁶}	84.5 _{(-1.7)^{+12.0}}
CP-PACS 01	[63]	A	■	■	★	■	–	3.45(10) _{(-18)⁺¹¹}	89(2) _{(-6)⁺²} [*]

[‡] What is calculated is $m_c/m_s = 11.27(30)(26)$. m_s is then obtained using lattice and phenomenological determinations of m_c which rely on perturbation theory. Finally, m_{ud} is determined from m_s using BMW 10A, 10B's $N_f = 2 + 1$ result for m_s/m_{ud} [22, 23]. Since m_c/m_s is renormalization group invariant in QCD, the renormalization and running of the quark masses enter indirectly through that of m_c , a mass that we do not review here.

[†] The calculation includes quenched e.m. effects.

[§] The data used to obtain the bare value of m_s are from UKQCD/QCDSF 04 [66].

^{*} This value of m_s was obtained using the kaon mass as input. If the ϕ meson mass is used instead, the authors find $m_s = 90_{-11}^{+5}$.

a The masses are renormalized and run nonperturbatively up to a scale of 100 GeV in the $N_f = 2$ SF scheme. In this scheme, nonperturbative and NLO running for the quark masses are shown to agree well from 100 GeV all the way down to 2 GeV [64].

b The running and renormalization results of [64] are improved in [59] with higher statistical and systematic accuracy.

c The masses are renormalized nonperturbatively at scales $1/a \sim 2 \div 3$ GeV in the $N_f = 2$ RI/MOM scheme. In this scheme, nonperturbative and N³LO running for the quark masses are shown to agree from 4 GeV down to 2 GeV to better than 3% [71].

Table 2: $N_f = 2$ lattice results for the masses m_{ud} and m_s (MeV, running masses in the $\overline{\text{MS}}$ scheme at scale 2 GeV). The significance of the colours is explained in Sec. 2. If information about nonperturbative running is available, this is indicated in the column “running”, with details given at the bottom of the table.

from the one of other calculations that we prefer not to include it in an average at this stage. Following HPQCD 09A, 10 [72, 73], the observable which they actually compute is $m_c/m_s = 11.27(30)(26)$, with an accuracy of 3.5%. This result is about 1.5 combined standard deviations below ETM 10B's [60] result $m_c/m_s = 12.0(3)$. m_s is subsequently obtained using lattice and phenomenological determinations of m_c which rely on perturbation theory. The value of the charm-quark mass which they use is an average of those determinations, which they estimate to be $m_c(2 \text{ GeV}) = 1.093(13) \text{ GeV}$, with a 1.2% total uncertainty. Note that this value is consistent with the PDG average $m_c(2 \text{ GeV}) = 1.094(21) \text{ GeV}$ [74], though the latter has a larger 2.0% uncertainty. Dürr 11's value of m_c leads to $m_s = 97.0(2.6)(2.5) \text{ MeV}$ given in Table 2, which has a total error of 3.7%. The use of the PDG value for m_c [74] would lead to a very similar result. The result for m_s is perfectly compatible with our estimate given in (13) and has a comparable error bar. To determine m_{ud} , Dürr 11 combine their result for

m_s with the $N_f = 2 + 1$ calculation of m_s/m_{ud} of BMW 10A, 10B [22, 23] discussed below. They obtain $m_{ud} = 3.52(10)(9)$ MeV with a total uncertainty of less than 4%, which is again fully consistent with our estimate of (13) and its uncertainty.

3.3.2 $N_f = 2 + 1$ lattice calculations

We turn now to $N_f = 2 + 1$ calculations. These and the corresponding results are summarized in Tables 3 and 4. Somewhat paradoxically, these calculations are more mature than those with $N_f = 2$. This is thanks, in large part, to the head start and sustained effort of MILC, who have been performing $N_f = 2 + 1$ rooted staggered fermion calculations for the past ten or so years. They have covered an impressive range of parameter space, with lattice spacings which, today, go down to 0.045 fm and valence pion masses down to approximately 180 MeV [37]. The most recent updates, MILC 10A [75] and MILC 09A [37], include significantly more data and use two-loop renormalization. Since these data sets subsume those of their previous calculations, these latest results are the only ones that must be kept in any world average.

Since our last report [1] the situation for $N_f = 2 + 1$ determinations of light quarks has undergone some evolution. There are new computations by RBC/UKQCD 12 [25], PACS-CS 12 [76] and Laiho 11 [77]. Furthermore, the results of BMW 10A, 10B [22, 23] have been published and can now be included in our averages.

The RBC/UKQCD 12 [25] computation improves on the one of RBC/UKQCD 10A [78] in a number of ways. In particular it involves a new simulation performed at a rather coarse lattice spacing of 0.144 fm, but with unitary pion masses down to 171(1) MeV and valence pion masses down to 143(1) MeV in a volume of $(4.6 \text{ fm})^3$, compared respectively to 290 MeV, 225 MeV and $(2.7 \text{ fm})^3$ in RBC/UKQCD 10A. This provides them with a significantly better control over the extrapolation to physical M_π and to the infinite-volume limit. As before, they perform nonperturbative renormalization and running in RI/SMOM schemes. The only weaker point of the calculation comes from the fact that two of their three lattice spacings are larger than 0.1 fm and correspond to different discretizations, while the finest is only 0.085 fm, making it difficult to convincingly claim full control over the continuum limit. This is mitigated by the fact that the scaling violations which they observe on their coarsest lattice are for many quantities small, around 5%.

The Laiho 11 results [77] are based on MILC staggered ensembles at the lattice spacings 0.15, 0.09 and 0.06 fm, on which they propagate domain wall quarks. Moreover they work in volumes of up to $(4.8 \text{ fm})^3$. These features give them full control over the continuum and infinite-volume extrapolations. Their lightest RMS sea pion mass is 280 MeV and their valence pions have masses down to 210 MeV. The fact that their sea pions do not enter deeply into the chiral regime penalizes somewhat their extrapolation to physical M_π . Moreover, to renormalize the quark masses, they use one-loop perturbation theory for $Z_A/Z_S - 1$ which they combine with Z_A determined nonperturbatively from the axial-vector Ward identity. Although they conservatively estimate the uncertainty associated with the procedure to be 5%, which is the size of their largest one-loop correction, this represents a weaker point of this calculation.

The new PACS-CS 12 [76] calculation represents an important extension of the collaboration's earlier 2010 computation [21], which already probed pion masses down to $M_\pi \simeq 135$ MeV, i.e. down to the physical mass point. This was achieved by reweighting the simulations performed in PACS-CS 08 [19] at $M_\pi \simeq 160$ MeV. If adequately controlled, this procedure eliminates the need to extrapolate to the physical mass point and, hence, the cor-

Collaboration	Ref.	publication status	chiral extrapolation	continuum extrapolation	finite volume	renormalization	running	m_{ud}	m_s
RBC/UKQCD 12 [⊖]	[25]	A	★	○	★	★	<i>a</i>	3.37(9)(7)(1)(2)	92.3(1.9)(0.9)(0.4)(0.8)
PACS-CS 12*	[76]	A	★	■	■	★	<i>b</i>	3.12(24)(8)	83.60(0.58)(2.23)
Laiho 11	[77]	C	○	★	★	○	–	3.31(7)(20)(17)	94.2(1.4)(3.2)(4.7)
BMW 10A, 10B ⁺	[22, 23]	A	★	★	★	★	<i>c</i>	3.469(47)(48)	95.5(1.1)(1.5)
PACS-CS 10	[21]	A	★	■	■	★	<i>b</i>	2.78(27)	86.7(2.3)
MILC 10A	[75]	C	○	★	★	○	–	3.19(4)(5)(16)	–
HPQCD 10*	[73]	A	○	★	★	–	–	3.39(6)	92.2(1.3)
RBC/UKQCD 10A	[78]	A	○	○	★	★	<i>a</i>	3.59(13)(14)(8)	96.2(1.6)(0.2)(2.1)
Blum 10 [†]	[32]	A	○	■	○	★	–	3.44(12)(22)	97.6(2.9)(5.5)
PACS-CS 09	[20]	A	★	■	■	★	<i>b</i>	2.97(28)(3)	92.75(58)(95)
HPQCD 09A [⊕]	[72]	A	○	★	★	–	–	3.40(7)	92.4(1.5)
MILC 09A	[37]	C	○	★	★	○	–	3.25 (1)(7)(16)(0)	89.0(0.2)(1.6)(4.5)(0.1)
MILC 09	[15]	A	○	★	★	○	–	3.2(0)(1)(2)(0)	88(0)(3)(4)(0)
PACS-CS 08	[19]	A	★	■	■	■	–	2.527(47)	72.72(78)
RBC/UKQCD 08	[79]	A	○	■	★	★	–	3.72(16)(33)(18)	107.3(4.4)(9.7)(4.9)
CP-PACS/ JLQCD 07	[80]	A	■	★	★	■	–	3.55(19)(⁺⁵⁶ ₋₂₀)	90.1(4.3)(^{+16.7} _{-4.3})
HPQCD 05	[81]	A	○	○	○	○	–	3.2(0)(2)(2)(0) [‡]	87(0)(4)(4)(0) [‡]
MILC 04, HPQCD/ MILC/UKQCD 04	[36, 82]	A	○	○	○	■	–	2.8(0)(1)(3)(0)	76(0)(3)(7)(0)

[⊖] The results are given in the $\overline{\text{MS}}$ scheme at 3 instead of 2 GeV: $m_{ud}^{\overline{\text{MS}}}(3 \text{ GeV}) = 3.05(8)(6)(1)(2) \text{ MeV}$, $m_s^{\overline{\text{MS}}}(3 \text{ GeV}) = 83.5(1.7)(0.8)(0.4)(0.7) \text{ MeV}$, where the errors are statistical, chiral, finite-volume and from the perturbative matching. We run them down to 2 GeV using numerically integrated four-loop running [83, 84] with $N_f = 3$ and with the values of $\alpha_s(M_Z)$, m_b and m_c taken from [74]. The running factor is 1.106. At three loops it is only 0.2% smaller. We therefore neglect the small uncertainty associated with this conversion.

The calculation includes e.m. and $m_u \neq m_d$ effects through reweighting.

⁺ The fermion action used is tree-level improved.

* What is calculated is $m_c(m_c) = 1.273(6) \text{ GeV}$, using lattice results and perturbation theory. m_s is then obtained by combing this result with HPQCD 09A's $m_c/m_s = 11.85(16)$ [72]. Finally, m_{ud} is determined from m_s with the MILC 09 result for m_s/m_{ud} . Since m_c/m_s is renormalization group invariant in QCD, the renormalization and running of the quark masses enter indirectly through that of m_c , a mass that we do not review here.

[⊕] The calculation includes quenched e.m. effects.

[⊖] What is calculated is $m_c/m_s = 11.85(16)$. m_s is then obtained by combing this result with the determination $m_c(m_c) = 1.268(9) \text{ GeV}$ from [85]. Finally, m_{ud} is determined from m_s with the MILC 09 result for m_s/m_{ud} .

[‡] The bare numbers are those of MILC 04. The masses are simply rescaled, using the ratio of the two-loop to one-loop renormalization factors.

a The masses are renormalized nonperturbatively at a scale of 2 GeV in a couple of $N_f = 3$ RI/SMOM schemes. A careful study of perturbative matching uncertainties has been performed by comparing results in the two schemes in the region of 2 GeV to 3 GeV [78].

b The masses are renormalized and run nonperturbatively up to a scale of 40 GeV in the $N_f = 3$ SF scheme. In this scheme, nonperturbative and NLO running for the quark masses are shown to agree well from 40 GeV all the way down to 3 GeV [21].

c The masses are renormalized and run nonperturbatively up to a scale of 4 GeV in the $N_f = 3$ RI/MOM scheme. In this scheme, nonperturbative and N³LO running for the quark masses are shown to agree from 6 GeV down to 3 GeV to better than 1% [23].

Table 3: $N_f = 2 + 1$ lattice results for the masses m_{ud} and m_s (see Table 2 for notation).

responding systematic error. The new calculation now applies similar reweighting techniques to include electromagnetic and $m_u \neq m_d$ isospin-breaking effects directly at the physical pion mass. It technically adds to Blum 10 [32] and BMW's preliminary results of [43, 44] by including these effects not only for valence but also for sea-quarks, as is also done in [86]. Further, as in PACS-CS 10 [21], renormalization of quark masses is implemented nonperturbatively, through the Schrödinger functional method [87]. As it stands, the main drawback

Collaboration	Ref.	N_f	publication status	chiral extrapolation	continuum extrapolation	finite volume	m_s/m_{ud}
RBC/UKQCD 12 [⊖]	[25]	2+1	A	★	○	★	27.36(39)(31)(22)
PACS-CS 12 [*]	[76]	2+1	A	★	■	■	26.8(2.0)
Laiho 11	[77]	2+1	C	○	★	★	28.4(0.5)(1.3)
BMW 10A, 10B ⁺	[22, 23]	2+1	A	★	★	★	27.53(20)(8)
RBC/UKQCD 10A	[78]	2+1	A	○	○	★	26.8(0.8)(1.1)
Blum 10 [†]	[32]	2+1	A	○	■	○	28.31(0.29)(1.77)
PACS-CS 09	[20]	2+1	A	★	■	■	31.2(2.7)
MILC 09A	[37]	2+1	C	○	★	★	27.41(5)(22)(0)(4)
MILC 09	[15]	2+1	A	○	★	★	27.2(1)(3)(0)(0)
PACS-CS 08	[19]	2+1	A	★	■	■	28.8(4)
RBC/UKQCD 08	[79]	2+1	A	○	■	★	28.8(0.4)(1.6)
MILC 04, HPQCD/ MILC/UKQCD 04	[36, 82]	2+1	A	○	○	○	27.4(1)(4)(0)(1)
ETM 10B	[60]	2	A	○	★	○	27.3(5)(7)
RBC 07 [†]	[34]	2	A	■	■	★	28.10(38)
ETM 07	[62]	2	A	○	■	○	27.3(0.3)(1.2)
QCDSF/UKQCD 06	[68]	2	A	■	★	■	27.2(3.2)

⊖ The errors are statistical, chiral and finite-volume.

* The calculation includes e.m. and $m_u \neq m_d$ effects through reweighting.

+ The fermion action used is tree-level improved.

† The calculation includes quenched e.m. effects.

Table 4: Lattice results for the ratio m_s/m_{ud} .

of the calculation, which makes the inclusion of its results in a world average of lattice results inappropriate at this stage, is that for the lightest quark mass the volume is very small, corresponding to $LM_\pi \simeq 2.0$, a value for which finite-volume effects will be difficult to control. Another problem is that the calculation was performed at a single lattice spacing, forbidding a continuum extrapolation. Further, it is unclear at this point what might be the systematic errors associated with the reweighting procedure.

As shown by the colour-coding in Tables 3 and 4, the BMW 10A, 10B [22, 23] calculation is still the only one to have addressed all sources of systematic effects while reaching the physical up- and down-quark mass by *interpolation* instead of by extrapolation. Moreover, their calculation was performed at five lattice spacings ranging from 0.054 to 0.116 fm, with full nonperturbative renormalization and running and in volumes of up to $(6 \text{ fm})^3$ guaranteeing that the continuum limit, renormalization and infinite-volume extrapolation are controlled. It does neglect, however, isospin-breaking effects, which are small on the scale of their error bars.

Finally we come to another calculation which satisfies our selection criteria, HPQCD 10 [73] (which updates HPQCD 09A [72]). The strange-quark mass is computed using a precise determination of the charm-quark mass, $m_c(m_c) = 1.273(6) \text{ GeV}$ [73, 85], whose accuracy is better than 0.5%, and a calculation of the quark-mass ratio $m_c/m_s = 11.85(16)$ [72], which achieves a precision slightly above 1%. The determination of m_s via the ratio m_c/m_s displaces the problem of lattice renormalization in the computation of m_s to one of renormalization in

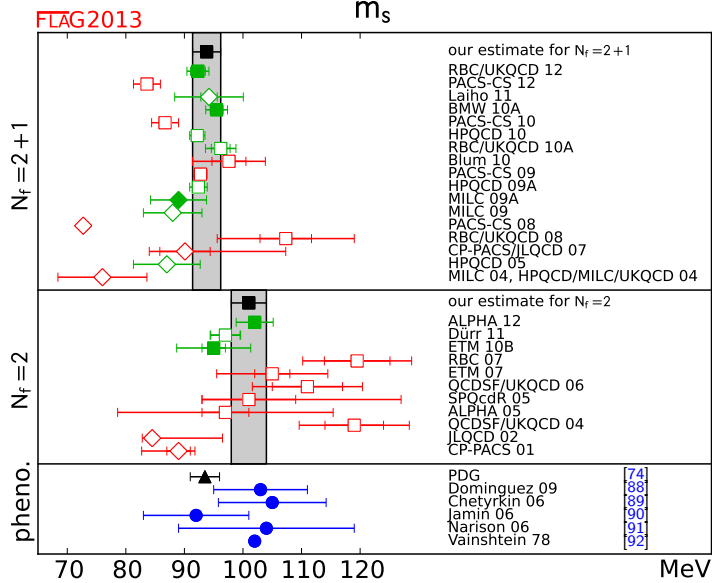


Figure 1: Mass of the strange quark ($\overline{\text{MS}}$ scheme, running scale 2 GeV). The central and top panels show the lattice results listed in tables 2 and 3. For comparison, the bottom panel collects a few sum rule results and also indicates the current PDG estimate. Diamonds represent results based on perturbative renormalization, while squares indicate that, in the relation between the lattice regularized and renormalized $\overline{\text{MS}}$ masses, nonperturbative effects are accounted for. The black squares and the grey bands represent our estimates (13) and (14). The significance of the colours is explained in section 2.

the continuum for the determination of m_c . To calculate m_{ud} HPQCD 10 [73] use the MILC 09 determination of the quark-mass ratio m_s/m_{ud} [15].

The high precision quoted by HPQCD 10 on the strange-quark mass relies in large part on the precision reached in the determination of the charm-quark mass [73, 85]. This calculation uses an approach based on the lattice determination of moments of charm-quark pseudoscalar, vector and axial-vector correlators. These moments are then combined with four-loop results from continuum perturbation theory to obtain a determination of the charm-quark mass in the $\overline{\text{MS}}$ scheme. In the preferred case, in which pseudoscalar correlators are used for the analysis, there are no lattice renormalization factors required, since the corresponding axial-vector current is partially conserved in the staggered lattice formalism.

Instead of combining the result for m_c/m_s of [72] with m_c from [73], one can use it with the PDG [74] average $m_c(m_c) = 1.275(25)$ GeV, whose error is four times as large as the one obtained by HPQCD 10. If one does so, one obtains $m_s = 92.3(2.2)$ in lieu of the value $m_s = 92.2(1.3)$ given in Table 3, thereby nearly doubling HPQCD 10's error. Though we plan to do so in the future, we have not yet performed a review of lattice determinations of m_c . Thus, as for the results of Dürr 11 [61] in the $N_f = 2$ case, we postpone its inclusion in our final averages until we have performed an independent analysis of m_c , emphasizing that this

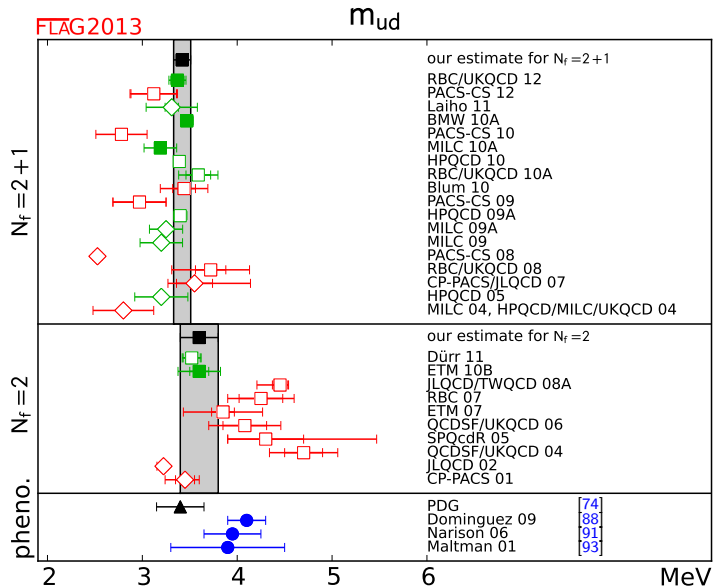


Figure 2: Mean mass of the two lightest quarks, $m_{ud} = \frac{1}{2}(m_u + m_d)$ (for details see Fig. 1).

novel strategy for computing the light-quark masses may very well turn out to be the best way to determine them.

This discussion leaves us with three results for our final average for m_s , those of MILC 09A [37], BMW 10A, 10B [22, 23] and RBC/UKQCD 12 [25], and the result of HPQCD 10 [73] as an important cross-check. Thus, we first check that the three other results which will enter our final average are consistent with HPQCD 10's result. To do this we implement the averaging procedure described in Sect. 2.2 on all four results. This yields $m_s = 93.0(1.0)$ MeV with a $\chi^2/dof = 3.0/3 = 1.0$, indicating overall consistency. Note that in making this average, we have accounted for correlations in the small statistical errors of HPQCD 10 and MILC 09A. Omitting HPQCD 10 in our final average results in an increase by 50% of the average's uncertainty and by 0.8σ of its central value. Thus, we obtain $m_s = 93.8(1.5)$ MeV with a $\chi^2/dof = 2.26/2 = 1.13$. When repeating the exercise for m_{ud} , we replace MILC 09A by the more recent analysis reported in MILC 10A [75]. A fit of all four results yields $m_{ud} = 3.41(5)$ MeV with a $\chi^2/dof = 2.6/3 = 0.9$ and including only the same three as above gives $m_{ud} = 3.42(6)$ MeV with a $\chi^2/dof = 2.4/2 = 1.2$. Here the results are barely distinguishable, indicating full compatibility of all four results. Note that the outcome of the averaging procedure amounts to a determination of m_s and m_{ud} of 1.6% and 1.8%, respectively.

The heavy sea-quarks affect the determination of the light-quark masses only through contributions of order $1/m_c^2$, which moreover are suppressed by the Okubo-Zweig-Iizuka-rule. We expect these contributions to be small. However, note that the effect of omitted sea quarks on a given quantity is not uniquely defined: the size of the effect depends on how the theories with and without these flavours are matched. One way to set conventions is to ensure that the bare parameters common to both theories are fixed by the same physical observables and

that the renormalizations are performed in the same scheme and at the same scale, with the appropriate numbers of flavours.

An upper bound on the heavy-quark contributions can be obtained by looking at the presumably much larger effect associated with omitting the strange quark in the sea. Within errors, the average value $m_{ud} = 3.42(6)$ MeV obtained above from the data with $N_f = 2 + 1$ agrees with the result $m_{ud} = 3.6(2)$ MeV for $N_f = 2$ quoted in (13): assuming that the underlying calculations more or less follow the above matching prescription, the effects generated by the quenching of the strange quark in m_{ud} are within the noise. Interpreting the two results as Gaussian distributions, the probability distribution of the difference $\Delta m_{ud} \equiv (m_{ud}|_{N_f=2}) - (m_{ud}|_{N_f=3})$ is also Gaussian, with $\Delta m_{ud} = 0.18(21)$ MeV. The corresponding root-mean-square $\langle \Delta m_{ud}^2 \rangle^{\frac{1}{2}} = 0.28$ MeV provides an upper bound for the size of the effects due to strange quark quenching; it amounts to 8 % of m_{ud} . In the case of m_s , the analogous calculation yields $\langle \Delta m_s^2 \rangle^{\frac{1}{2}} = 7.9$ MeV and thus also amounts to an upper bound of about 8 %. Taking any of these numbers as an upper bound on the omission of charm effects in the $N_f = 2 + 1$ results is, we believe, a significant overestimate.

An underestimate of the upper bound on the sea-charm contributions to m_s can be obtained by transposing, to the $s\bar{s}$ system, the perturbative, heavy quarkonium arguments put forward in [94] to determine the effect of sea charm on the η_c and J/ψ masses. An estimate using constituent quark masses [95] leads very roughly to a 0.05% effect on m_s , from which [95] concludes that the error on m_s and m_{ud} due to the omission of charm is of order 0.1%.

One could also try to estimate the effect by analysing the relation between the parameters of QCD₃ and those of full QCD in perturbation theory. The β - and γ -functions, which control the renormalization of the coupling constants and quark masses, respectively, are known to four loops [83, 84, 96, 97]. The precision achieved in this framework for the decoupling of the t - and b -quarks is excellent, but the c -quark is not heavy enough: at the percent level, we believe that the corrections of order $1/m_c^2$ cannot be neglected and the decoupling formulae of perturbation theory do not provide a reliable evaluation, because the scale $m_c(m_c) \simeq 1.28$ GeV is too low for these formulae to be taken at face value. Consequently, the accuracy to which it is possible to identify the running masses of the light quarks of full QCD in terms of those occurring in QCD₃ is limited. For this reason, it is preferable to characterize the masses m_u , m_d , m_s in terms of QCD₄, where the connection with full QCD is under good control.

The role of the c -quarks in the determination of the light-quark masses will soon be studied in detail – some simulations with 2+1+1 dynamical quarks have already been carried out [24, 98]. For the moment, we choose to consider a crude, and hopefully reasonably conservative, upper bound on the size of the effects due to the neglected heavy quarks that can be established within the $N_f = 2 + 1$ simulations themselves, without invoking perturbation theory. In [99] it is found that when the scale is set by M_Ξ , the result for M_Λ agrees well with experiment within the 2.3% accuracy of the calculation. Because of the very strong correlations between the statistical and systematic errors of these two masses, we expect the uncertainty in the difference $M_\Xi - M_\Lambda$ to also be of order 2%. To leading order in the chiral expansion this mass difference is proportional to $m_s - m_{ud}$. Barring accidental cancellations, we conclude that the agreement of $N_f = 2 + 1$ calculations with experiment suggests an upper bound on the sensitivity of m_s to heavy sea-quarks of order 2%.

Taking this uncertainty into account yields the following averages:

$$N_f = 2 + 1 : \quad m_{ud} = 3.42(6)(7) \text{ MeV}, \quad m_s = 93.8(1.5)(1.9) \text{ MeV} \quad (14)$$

where the first error comes from the averaging of the lattice results, and the second is the

one that we add to account for the neglect of sea effects from the charm and more massive quarks. This corresponds to determinations of m_{ud} and m_s with a precision of and 2.6% and 2.7%, respectively. These estimates represent the conclusions we draw from the information gathered on the lattice until now. They are shown as vertical bands in Figures 1 and 2, together with the $N_f = 2$ results (13).

In the ratio m_s/m_{ud} , one of the sources of systematic error – the uncertainties in the renormalization factors – drops out. Also, we can compare the lattice results with the leading-order formula of χ PT,

$$\frac{m_s}{m_{ud}} \stackrel{\text{LO}}{=} \frac{\hat{M}_{K^+}^2 + \hat{M}_{K^0}^2 - \hat{M}_{\pi^+}^2}{\hat{M}_{\pi^+}^2}, \quad (15)$$

which relates the quantity m_s/m_{ud} to a ratio of meson masses in QCD. Expressing these in terms of the physical masses and the four coefficients introduced in (6)-(8), linearizing the result with respect to the corrections and inserting the observed mass values, we obtain

$$\frac{m_s}{m_{ud}} \stackrel{\text{LO}}{=} 25.9 - 0.1 \epsilon + 1.9 \epsilon_{\pi^0} - 0.1 \epsilon_{K^0} - 1.8 \epsilon_m. \quad (16)$$

If the coefficients ϵ , ϵ_{π^0} , ϵ_{K^0} and ϵ_m are set equal to zero, the right hand side reduces to the value $m_s/m_{ud} = 25.9$ that follows from Weinberg’s leading-order formulae for m_u/m_d and m_s/m_d [100], in accordance with the fact that these do account for the e.m. interaction at leading chiral order, and neglect the mass difference between the charged and neutral pions in QCD. Inserting the estimates (9) gives the effect of chiral corrections to the e.m. self-energies and of the mass difference between the charged and neutral pions in QCD. With these, the LO prediction in QCD becomes:

$$\frac{m_s}{m_{ud}} \stackrel{\text{LO}}{=} 25.9(1). \quad (17)$$

The quoted uncertainty does not include an estimate for the higher-order contributions, but only accounts for the error bars in the coefficients, which is dominated by the one in the estimate given for ϵ_{π^0} . The fact that the central value remains unchanged indicates that chiral corrections to the e.m. self-energies and mass-difference corrections are small in this particular quantity. However, given the high accuracy reached in lattice determinations of the ratio m_s/m_{ud} , the uncertainties associated with e.m. corrections are no longer completely irrelevant. This is seen by comparing the 0.1 in (17) with the 0.15 in (18). Nevertheless, this uncertainty is still smaller than our $\sim 1. \div 1.5\%$ upper bound on possible $1/m_c^2$ corrections.

The lattice results in Table 4, which satisfy our selection criteria, indicate that the corrections generated by the nonleading terms of the chiral perturbation series are remarkably small, in the range 3–10%. Despite the fact that the SU(3)-flavour-symmetry breaking effects in the Nambu-Goldstone boson masses are very large ($M_K^2 \simeq 13 M_\pi^2$), the mass spectrum of the pseudoscalar octet obeys the SU(3) \times SU(3) formula (15) very well.

Our average for m_s/m_{ud} is based on the results of MILC 09A, BMW 10A, 10B and RBC/UKQCD 12 – the value quoted by HPQCD 10 does not represent independent information as it relies on the result for m_s/m_{ud} obtained by the MILC collaboration. Averaging these results according to the prescription of Section 2.3 gives $m_s/m_{ud} = 27.46(15)$ with $\chi^2/dof = 0.2/2$. The fit is dominated by MILC 09A and BMW 10A, 10B. Since the errors associated with renormalization drop out in the ratio, the uncertainties are even smaller than in the case of the quark masses themselves: the above number for m_s/m_{ud} amounts to an accuracy of 0.5%.

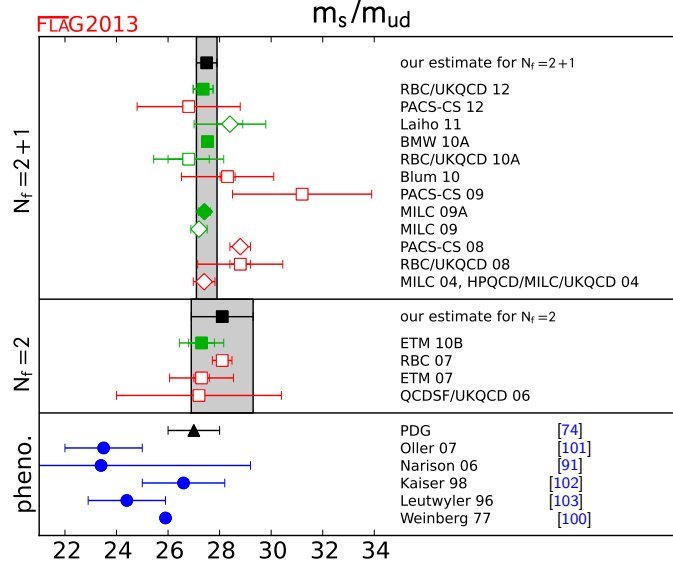


Figure 3: Results for the ratio m_s/m_{ud} . The upper part indicates the lattice results listed in Table 4. The lower part shows results obtained from χ PT and sum rules, together with the current PDG estimate.

At this level of precision, the uncertainties in the electromagnetic and strong isospin-breaking corrections are not completely negligible. The error estimate in the LO result (17) indicates the expected order of magnitude. The uncertainties in m_s and m_{ud} associated with the heavy sea-quarks cancel at least partly. In view of this, we ascribe a total 1.5% uncertainty to these two sources of error. Thus, we are convinced that our final estimate,

$$N_f = 2 + 1 : \quad \frac{m_s}{m_{ud}} = 27.46(15)(41), \quad (18)$$

is on the conservative side, with a total 1.5% uncertainty. It is also fully consistent with the ratio computed from our individual quark masses in (14), $m_s/m_{ud} = 27.6(6)$, which has a larger 2.2% uncertainty. In (18) the first error comes from the averaging of the lattice results, and the second is the one that we add to account for the neglect of isospin-breaking and heavy sea-quark effects.

The lattice results show that the LO prediction of χ PT in (17) receives only small corrections from higher orders of the chiral expansion: according to (18), these generate a shift of $5.7 \pm 1.5\%$. Our estimate does therefore not represent a very sharp determination of the higher-order contributions.

The ratio m_s/m_{ud} can also be extracted from the masses of the neutral Nambu-Goldstone bosons: neglecting effects of order $(m_u - m_d)^2$ also here, the leading-order formula reads $m_s/m_{ud} \stackrel{\text{LO}}{=} \frac{3}{2} \hat{M}_\eta^2 / \hat{M}_\pi^2 - \frac{1}{2}$. Numerically, this gives $m_s/m_{ud} \stackrel{\text{LO}}{=} 24.2$. The relation has the advantage that the e.m. corrections are expected to be much smaller here, but it is more

difficult to calculate the η -mass on the lattice. The comparison with (18) shows that, in this case, the contributions of NLO are somewhat larger: $14 \pm 2\%$.

3.4 Lattice determination of m_u and m_d

The determination of m_u and m_d separately requires additional input. MILC 09A [37] uses the mass difference between K^0 and K^+ , from which they subtract electromagnetic effects using Dashen's theorem with corrections, as discussed in Section 3.1. The up- and down-sea-quarks remain degenerate in their calculation, fixed to the value of m_{ud} obtained from M_{π^0} .

To determine m_u/m_d , BMW 10A, 10B [22, 23] follow a slightly different strategy. They obtain this ratio from their result for m_s/m_{ud} combined with a phenomenological determination of the isospin-breaking quark-mass ratio $Q = 22.3(8)$, defined below in (24), from $\eta \rightarrow 3\pi$ decays [30] (the decay $\eta \rightarrow 3\pi$ is very sensitive to QCD isospin-breaking but fairly insensitive to QED isospin-breaking). As discussed in Section 3.5, the central value of the e.m. parameter ϵ in (9) is taken from the same source.

RM123 11 [104] actually uses the e.m. parameter $\epsilon = 0.7(5)$ from the first edition of the FLAG review [1]. However they estimate the effects of strong isospin-breaking at first nontrivial order, by inserting the operator $\frac{1}{2}(m_u - m_d) \int (\bar{u}u - \bar{d}d)$ into correlation functions, while performing the gauge averages in the isospin limit. Applying these techniques, they obtain $(\hat{M}_{K^0}^2 - \hat{M}_{K^+}^2)/(m_d - m_u) = 2.57(8)$ MeV. Combining this result with the phenomenological $(\hat{M}_{K^0}^2 - \hat{M}_{K^+}^2) = 6.05(63) \times 10^3$ determined with the above value of ϵ , they get $(m_d - m_u) = 2.35(8)(24)$ MeV, where the first error corresponds to the lattice statistical and systematic uncertainties combined in quadrature, while the second arises from the uncertainty on ϵ . Note that below we quote results from RM123 11 for m_u , m_d and m_u/m_d . As described in Table 5, we obtain them by combining RM123 11's result for $(m_d - m_u)$ with ETM 10B's result for m_{ud} .

Collaboration	Ref.	publication status	chiral extrapolation	continuum extrapolation	finite volume	renormalization	running	m_u	m_d	m_u/m_d
PACS-CS 12*	[76]	A	★	■	■	★	<i>a</i>	2.57(26)(7)	3.68(29)(10)	0.698(51)
Laiho 11	[77]	C	○	★	★	○	–	1.90(8)(21)(10)	4.73(9)(27)(24)	0.401(13)(45)
HPQCD 10 [‡]	[73]	A	○	★	★	★	–	2.01(14)	4.77(15)	
BMW 10A, 10B ⁺	[22, 23]	A	★	★	★	★	<i>b</i>	2.15(03)(10)	4.79(07)(12)	0.448(06)(29)
Blum 10 [†]	[32]	A	○	■	○	★	–	2.24(10)(34)	4.65(15)(32)	0.4818(96)(860)
MILC 09A	[37]	C	○	★	★	○	–	1.96(0)(6)(10)(12)	4.53(1)(8)(23)(12)	0.432(1)(9)(0)(39)
MILC 09	[15]	A	○	★	★	○	–	1.9(0)(1)(1)(1)	4.6(0)(2)(2)(1)	0.42(0)(1)(0)(4)
MILC 04, HPQCD/ MILC/UKQCD 04	[36, 82]	A	○	○	○	■	–	1.7(0)(1)(2)(2)	3.9(0)(1)(4)(2)	0.43(0)(1)(0)(8)
RM123 13	[45]	A	○	★	○	★	<i>c</i>	2.40(15)(17)	4.80 (15)(17)	0.50(2)(3)
RM123 11 [⊕]	[104]	A	○	★	○	★	<i>c</i>	<i>2.43(11)(23)</i>	<i>4.78(11)(23)</i>	<i>0.51(2)(4)</i>
Dürr 11*	[61]	A	○	★	○	–	–	2.18(6)(11)	4.87(14)(16)	
RBC 07 [†]	[34]	A	■	■	★	★	–	3.02(27)(19)	5.49(20)(34)	0.550(31)

* The calculation includes e.m. and $m_u \neq m_d$ effects through reweighting.

[‡] Values obtained by combining the HPQCD 10 result for m_s with the MILC 09 results for m_s/m_{ud} and m_u/m_d .

⁺ The fermion action used is tree-level improved.

* Values obtained by combining the Dürr 11 result for m_s with the BMW 10A, 10B results for m_s/m_{ud} and m_u/m_d .

[⊕] m_u , m_d and m_u/m_d are obtained by combining the result of RM123 11 for $(m_d - m_u)$ [104] with $m_{ud} = 3.6(2)$ MeV from ETM 10B. $(m_d - m_u) = 2.35(8)(24)$ MeV in [104] was obtained assuming $\epsilon = 0.7(5)$ [1] and $\epsilon_m = \epsilon_{\pi^0} = \epsilon_{K^0} = 0$. In the quoted results, the first error corresponds to the lattice statistical and systematic errors combined in quadrature, while the second arises from the uncertainties associated with ϵ .

[†] The calculation includes quenched e.m. effects.

a The masses are renormalized and run nonperturbatively up to a scale of 100 GeV in the $N_f = 2$ SF scheme. In this scheme, nonperturbative and NLO running for the quark masses are shown to agree well from 100 GeV all the way down to 2 GeV [64].

b The masses are renormalized and run nonperturbatively up to a scale of 4 GeV in the $N_f = 3$ RI/MOM scheme. In this scheme, nonperturbative and N³LO running for the quark masses are shown to agree from 6 GeV down to 3 GeV to better than 1% [23].

c The masses are renormalized nonperturbatively at scales $1/a \sim 2 \div 3$ GeV in the $N_f = 2$ RI/MOM scheme. In this scheme, nonperturbative and N³LO running for the quark masses are shown to agree from 4 GeV down 2 GeV to better than 3% [71].

Table 5: Lattice results for m_u , m_d (MeV) and for the ratio m_u/m_d . The values refer to the $\overline{\text{MS}}$ scheme at scale 2 GeV. The upper part of the table lists results obtained with $N_f = 2 + 1$, while the lower part presents calculations with $N_f = 2$.

Instead of subtracting electromagnetic effects using phenomenology, RBC 07 [34] and Blum 10 [32] actually include a quenched electromagnetic field in their calculation. This means that their results include corrections to Dashen’s theorem, albeit only in the presence of quenched electromagnetism. Since the up- and down-quarks in the sea are treated as degenerate, very small isospin corrections are neglected, as in MILC’s calculation.

PACS-CS 12 [76] takes the inclusion of isospin-breaking effects one step further. Using reweighting techniques, it also includes electromagnetic and $m_u - m_d$ effects in the sea.

Lattice results for m_u , m_d and m_u/m_d are summarized in Table 5. In order to discuss

them, we consider the LO formula

$$\frac{m_u}{m_d} \stackrel{\text{LO}}{=} \frac{\hat{M}_{K^+}^2 - \hat{M}_{K^0}^2 + \hat{M}_{\pi^+}^2}{\hat{M}_{K^0}^2 - \hat{M}_{K^+}^2 + \hat{M}_{\pi^+}^2}. \quad (19)$$

Using equations (6)–(8) to express the meson masses in QCD in terms of the physical ones and linearizing in the corrections, this relation takes the form

$$\frac{m_u}{m_d} \stackrel{\text{LO}}{=} 0.558 - 0.084 \epsilon - 0.02 \epsilon_{\pi^0} + 0.11 \epsilon_m. \quad (20)$$

Inserting the estimates (9) and adding errors in quadrature, the LO prediction becomes

$$\frac{m_u}{m_d} \stackrel{\text{LO}}{=} 0.50(3). \quad (21)$$

Again, the quoted error exclusively accounts for the errors attached to the estimates (9) for the epsilons – contributions of nonleading order are ignored. The uncertainty in the leading-order prediction is dominated by the one in the coefficient ϵ , which specifies the difference between the meson squared-mass splittings generated by the e.m. interaction in the kaon and pion multiplets. The reduction in the error on this coefficient since the previous review [1] results in a reduction of a factor of a little less than 2 in the uncertainty on the LO value of m_u/m_d given in (21).

It is interesting to compare the assumptions made or results obtained by the different collaborations for the violation of Dashen’s theorem. The input used in MILC 09A is $\epsilon = 1.2(5)$ [37], while the $N_f = 2$ computation of RM123 13 finds $\epsilon = 0.79(18)(18)$ [45]. As discussed in Section 3.5, the value of Q used by BMW 10A, 10B [22, 23] gives $\epsilon = 0.70(28)$ at NLO (see (31)). On the other hand, RBC 07 [34] and Blum 10 [32] obtain the results $\epsilon = 0.13(4)$ and $\epsilon = 0.5(1)$. Note that PACS-CS 12 [76] do not provide results which allow us to determine ϵ directly. However, using their result for m_u/m_d , together with (20), and neglecting NLO terms, one finds $\epsilon = -1.6(6)$, which is difficult to reconcile with what is known from phenomenology (see Sections 3.1 and 3.5). Since the values assumed or obtained for ϵ differ, it does not come as a surprise that the determinations of m_u/m_d are different.

These values of ϵ are also interesting because they allow us to estimate the chiral corrections to the LO prediction (21) for m_u/m_d . Indeed, evaluating the relation (20) for the values of ϵ given above, and neglecting all other corrections in this equation, yields the LO values $(m_u/m_d)^{\text{LO}} = 0.46(4), 0.547(3), 0.52(1), 0.50(2), 0.49(2)$ for MILC 09A, RBC 07, Blum 10, BMW 10A, 10B and RM123 13, respectively. However, in comparing these numbers to the nonperturbative results of Table 5 one must be careful not to double count the uncertainty arising from ϵ . One way to obtain a sharp comparison is to consider the ratio of the results of Table 5 to the LO values $(m_u/m_d)^{\text{LO}}$, in which the uncertainty from ϵ cancels to good accuracy. Here we will assume for simplicity that they cancel completely and will drop all uncertainties related to ϵ . For $N_f = 2$ we consider RM123 13 [45], which updates RM123 11 and has no red dots. Since the uncertainties common to ϵ and m_u/m_d are not explicitly given in [45], we have to estimate them. For that we use the leading-order result for m_u/m_d , computed with RM123 13’s value for ϵ . Its error bar is the contribution of the uncertainty on ϵ to $(m_u/m_d)^{\text{LO}}$. To good approximation this contribution will be the same for the value of m_u/m_d computed in [45]. Thus, we subtract it in quadrature from RM123 13’s result in Table 5 and compute $(m_u/m_d)/(m_u/m_d)^{\text{LO}}$, dropping uncertainties related to ϵ . We find

$(m_u/m_d)/(m_u/m_d)^{\text{LO}} = 1.02(6)$. This result suggests that chiral corrections in the case of $N_f = 2$ are negligible. For the two most accurate $N_f = 2 + 1$ calculations, those of MILC 09A and BMW 10A, 10B, this ratio of ratios is 0.94(2) and 0.90(1), respectively. Though these two numbers are not fully consistent within our rough estimate of the errors, they indicate that higher-order corrections to (21) are negative and about 8% when $N_f = 2 + 1$. In the following, we will take them to be -8(4)%. The fact that these corrections are seemingly larger and of opposite sign than in the $N_f = 2$ case is not understood at this point. It could be an effect associated with the quenching of the strange quark. It could also be due to the fact that the RM123 13 calculation does not probe deeply enough into the chiral regime—it has $M_\pi \gtrsim 270$ MeV—to pick up on important chiral corrections. Of course, being less than a two standard deviation effect, it may be that there is no problem at all and that differences from the LO result are actually small.

Given the exploratory nature of the RBC 07 calculation, its results do not allow us to draw solid conclusions about the e.m. contributions to m_u/m_d for $N_f = 2$. As discussed in Section 3.3.2, the $N_f = 2 + 1$ results of Blum 10 and PACS-CS 12 do not pass our selection criteria either. We therefore resort to the phenomenological estimates of the electromagnetic self-energies discussed in Section 3.1, which are validated by recent, preliminary lattice results.

Since RM123 13 [45] includes a lattice estimate of e.m. corrections, for the $N_f = 2$ final results we simply quote the values of m_u , m_d , and m_u/m_d from RM123 13 given in Table 5:

$$N_f = 2 : m_u = 2.40(23) \text{ MeV}, \quad m_d = 4.80(23) \text{ MeV}, \quad \frac{m_u}{m_d} = 0.50(4), \quad (22)$$

with errors of roughly 10%, 5% and 8%, respectively. In these results, the errors are obtained by combining the lattice statistical and systematic errors in quadrature.

For $N_f = 2 + 1$ there is to date no final, published computation of e.m. corrections. Thus, we take the LO estimate for m_u/m_d of (21) and use the -8(4)% obtained above as an estimate of the size of the corrections from higher orders in the chiral expansion. This gives $m_u/m_d = 0.46(3)$. The two individual masses can then be worked out from the estimate (14) for their mean. Therefore, for $N_f = 2 + 1$ we obtain:

$$N_f = 2 + 1 : m_u = 2.16(9)(7) \text{ MeV}, \quad m_d = 4.68(14)(7) \text{ MeV}, \quad \frac{m_u}{m_d} = 0.46(2)(2). \quad (23)$$

In these results, the first error represents the lattice statistical and systematic errors, combined in quadrature, while the second arises from the uncertainties associated with e.m. corrections of (9). The estimates in (23) have uncertainties of order 5%, 3% and 7%, respectively.

Naively propagating errors to the end, we obtain $(m_u/m_d)_{N_f=2}/(m_u/m_d)_{N_f=2+1} = 1.09(10)$. If instead of (22) we use the results from RM123 11, modified by the e.m. corrections in (9), as was done in our previous review, we obtain $(m_u/m_d)_{N_f=2}/(m_u/m_d)_{N_f=2+1} = 1.11(7)(1)$, confirming again the strong cancellation of e.m. uncertainties in the ratio. The $N_f = 2$ and $2 + 1$ results are compatible at the 1 to 1.5 σ level.

It is interesting to note that in the results above, the errors are no longer dominated by the uncertainties in the input used for the electromagnetic corrections, though these are still significant at the level of precision reached in the $N_f = 2 + 1$ results. This is due to the reduction in the error on ϵ discussed in Section 3.1. Nevertheless, the comparison of equations (21) and (23) indicates that more than half of the difference between the prediction $m_u/m_d = 0.558$ obtained from Weinberg’s mass formulae [100] and the result for m_u/m_d obtained on the

lattice stems from electromagnetism, the higher orders in the chiral perturbation generating a comparable correction.

In view of the fact that a *massless up-quark* would solve the strong CP-problem, many authors have considered this an attractive possibility, but the results presented above exclude this possibility: the value of m_u in (23) differs from zero by 20 standard deviations. We conclude that nature solves the strong CP-problem differently. This conclusion relies on lattice calculations of kaon masses and on the phenomenological estimates of the e.m. self-energies discussed in Section 3.1. The uncertainties therein currently represent the limiting factor in determinations of m_u and m_d . As demonstrated in [32–34, 40–44, 50], lattice methods can be used to calculate the e.m. self-energies. Further progress on the determination of the light-quark masses hinges on an improved understanding of the e.m. effects.

3.5 Estimates for R and Q

The quark-mass ratios

$$R \equiv \frac{m_s - m_{ud}}{m_d - m_u} \quad \text{and} \quad Q^2 \equiv \frac{m_s^2 - m_{ud}^2}{m_d^2 - m_u^2} \quad (24)$$

compare SU(3)-breaking with isospin-breaking. The quantity Q is of particular interest because of a low energy theorem [105], which relates it to a ratio of meson masses,

$$Q_M^2 \equiv \frac{\hat{M}_K^2}{\hat{M}_\pi^2} \cdot \frac{\hat{M}_K^2 - \hat{M}_\pi^2}{\hat{M}_{K^0}^2 - \hat{M}_{K^+}^2}, \quad \hat{M}_\pi^2 \equiv \frac{1}{2}(\hat{M}_{\pi^+}^2 + \hat{M}_{\pi^0}^2), \quad \hat{M}_K^2 \equiv \frac{1}{2}(\hat{M}_{K^+}^2 + \hat{M}_{K^0}^2). \quad (25)$$

Chiral symmetry implies that the expansion of Q_M^2 in powers of the quark masses (i) starts with Q^2 and (ii) does not receive any contributions at NLO:

$$Q_M \stackrel{\text{NLO}}{=} Q. \quad (26)$$

Inserting the estimates for the mass ratios m_s/m_{ud} , and m_u/m_d given for $N_f = 2$ in equations (13) and (22) respectively, we obtain

$$R = 40.7(3.7)(2.2), \quad Q = 24.3(1.4)(0.6), \quad (27)$$

where the errors have been propagated naively and the e.m. uncertainty has been separated out, as discussed in the third paragraph after (21). Thus, the meaning of the errors is the same as in (23). These numbers agree within errors with those reported in [45] where values for m_s and m_{ud} are taken from ETM 10B [60].

For $N_f = 2 + 1$, we use equations (18) and (23) and obtain

$$R = 35.8(1.9)(1.8), \quad Q = 22.6(7)(6), \quad (28)$$

where the meaning of the errors is the same as above. The $N_f = 2$ and $N_f = 2 + 1$ results are compatible within 2σ , even taking the correlations between e.m. effects into account.

It is interesting to use these results to study the size of chiral corrections in the relations of R and Q to their expressions in terms of meson masses. To investigate this issue, we use χ PT to express the quark-mass ratios in terms of the pion and kaon masses in QCD and then

again use equations (6)–(8) to relate the QCD masses to the physical ones. Linearizing in the corrections, this leads to

$$R \stackrel{\text{LO}}{=} R_M = 43.9 - 10.8 \epsilon + 0.2 \epsilon_{\pi^0} - 0.2 \epsilon_{K^0} - 10.7 \epsilon_m, \quad (29)$$

$$Q \stackrel{\text{NLO}}{=} Q_M = 24.3 - 3.0 \epsilon + 0.9 \epsilon_{\pi^0} - 0.1 \epsilon_{K^0} + 2.6 \epsilon_m. \quad (30)$$

While the first relation only holds to LO of the chiral perturbation series, the second remains valid at NLO, on account of the low energy theorem mentioned above. The first terms on the right hand side represent the values of R and Q obtained with the Weinberg leading-order formulae for the quark-mass ratios [100]. Inserting the estimates (9), we find that the e.m. corrections lower the Weinberg values to $R_M = 36.7(3.3)$ and $Q_M = 22.3(9)$, respectively.

Comparison of R_M and Q_M with the full results quoted above gives a handle on higher-order terms in the chiral expansion. Indeed, the ratios R_M/R and Q_M/Q give NLO and NNLO (and higher) corrections to the relations $R \stackrel{\text{LO}}{=} R_M$ and $Q \stackrel{\text{NLO}}{=} Q_M$, respectively. The uncertainties due to the use of the e.m. corrections of (9) are highly correlated in the numerators and denominators of these ratios, and we make the simplifying assumption that they cancel in the ratio. Thus, for $N_f = 2$ we evaluate (29) and (30) using $\epsilon = 0.79(18)$ from RM123 13 [45] and the other corrections from (9), dropping all uncertainties. We divide them by the results for R and Q in (27), omitting the uncertainties due to e.m. We obtain $R_M/R \simeq 0.88(8)$ and $Q_M/Q \simeq 0.91(5)$. We proceed analogously for $N_f = 2 + 1$, using $\epsilon = 0.70(3)$ from (9) and R and Q from (28), and find $R_M/R \simeq 1.02(5)$ and $Q_M/Q \simeq 0.99(3)$. The chiral corrections appear to be small for $N_f = 2 + 1$, especially those in the relation of Q to Q_M . This is less true for $N_f = 2$, where the NNLO and higher corrections to $Q = Q_M$ could be significant. However, as for other quantities which depend on m_u/m_d , this difference is not significant.

As mentioned in Section 3.1, there is a phenomenological determination of Q based on the decay $\eta \rightarrow 3\pi$ [106, 107]. The key point is that the transition $\eta \rightarrow 3\pi$ violates isospin-conservation. The dominating contribution to the transition amplitude stems from the mass difference $m_u - m_d$. At NLO of χ PT, the QCD part of the amplitude can be expressed in a parameter free manner in terms of Q . It is well-known that the electromagnetic contributions to the transition amplitude are suppressed (a thorough recent analysis is given in [108]). This implies that the result for Q is less sensitive to the electromagnetic uncertainties than the value obtained from the masses of the Nambu-Goldstone bosons. For a recent update of this determination and for further references to the literature, we refer to [109]. Using dispersion theory to pin down the momentum-dependence of the amplitude, the observed decay rate implies $Q = 22.3(8)$ (since the uncertainty quoted in [109] does not include an estimate for all sources of error, we have retained the error estimate given in [103], which is twice as large). The formulae for the corrections of NNLO are available also in this case [110] – the poor knowledge of the effective coupling constants, particularly of those that are relevant for the dependence on the quark masses, is currently the limiting factor encountered in the application of these formulae.

As was to be expected, the central value of Q obtained from η -decay agrees exactly with the central value obtained from the low energy theorem: we have used that theorem to estimate the coefficient ϵ , which dominates the e.m. corrections. Using the numbers for ϵ_m , ϵ_{π^0} and ϵ_{K^0} in (9) and adding the corresponding uncertainties in quadrature to those in the

phenomenological result for Q , we obtain

$$\epsilon = 0.70(28)^{\text{NLO}}. \quad (31)$$

The estimate (9) for the size of the coefficient ϵ is taken from here, as it is confirmed by the most recent, preliminary lattice determinations [40–45].

Our final results for the masses m_u , m_d , m_{ud} , m_s and the mass ratios m_u/m_d , m_s/m_{ud} , R , Q are collected in Tables 6 and 7. We separate m_u , m_d , m_u/m_d , R and Q from m_{ud} , m_s and m_s/m_{ud} , because the latter are completely dominated by lattice results while the former still include some phenomenological input.

N_f	m_{ud}	m_s	m_s/m_{ud}
2+1	3.42(6)(7)	93.8(1.5)(1.9)	27.46(15)(41)
2	3.6(2)	101(3)	28.1(1.2)

Table 6: Our estimates for the strange and the average up-down quark masses in the $\overline{\text{MS}}$ scheme at running scale $\mu = 2 \text{ GeV}$ for $N_f = 3$. Numerical values are given in MeV. In the results presented here, the first error is the one which we obtain by applying the averaging procedure of Section 2.2 to the relevant lattice results. We have added an uncertainty to the $N_f = 2 + 1$ results, which is associated with the neglect of heavy sea-quark and isospin-breaking effects, as discussed around (14) and (18). This uncertainty is not included in the $N_f = 2$ results, as it should be smaller than the uncontrolled systematic associated with the neglect of strange sea-quark effects which we choose not to estimate, as it cannot be done so reliably.

N_f	m_u	m_d	m_u/m_d	R	Q
2+1	2.16(9)(7)	4.68(14)(7)	0.46(2)(2)	35.8(1.9)(1.8)	22.6(7)(6)
2	2.40(23)	4.80(23)	0.50(4)	40.7(3.7)(2.2)	24.3(1.4)(0.6)

Table 7: Our estimates for the masses of the two lightest quarks and related, strong isospin-breaking ratios. Again, the masses refer to the $\overline{\text{MS}}$ scheme at running scale $\mu = 2 \text{ GeV}$ for $N_f = 3$ and the numerical values are given in MeV. In the results presented here, the first error is the one that comes from lattice computations while the second for $N_f = 2 + 1$ is associated with the phenomenological estimate of e.m. contributions, as discussed after (23). The second error on the $N_f = 2$ results for R and Q is also an estimate of the e.m. uncertainty, this time associated with the lattice computation of [45], as explained after (27). We present these results in a separate table, because they are less firmly established than those in Table 6. For $N_f = 2 + 1$ they still include information coming from phenomenology, in particular on e.m. corrections, and for $N_f = 2$ the e.m. contributions are computed neglecting the feedback of sea-quarks on the photon field.

4 Leptonic and semileptonic kaon and pion decay and $|V_{ud}|$ and $|V_{us}|$

This section summarizes state of the art lattice calculations of the leptonic kaon and pion decay constants and the kaon semileptonic decay form factor and provides an analysis in view of the Standard Model. With respect to the previous edition of the FLAG review [1] the data in this section has been updated, correlations of lattice data are now taken into account in all the analysis and a subsection on the individual decay constants f_K and f_π (rather than only the ratio) has been included. Furthermore, when combining lattice data with experimental results we now take into account the strong SU(2) isospin correction in chiral perturbation theory for the ratio of leptonic decay constants f_K/f_π .

4.1 Experimental information concerning $|V_{ud}|$, $|V_{us}|$, $f_+(0)$ and f_{K^\pm}/f_{π^\pm}

The following review relies on the fact that precision experimental data on kaon decays very accurately determine the product $|V_{us}|f_+(0)$ and the ratio $|V_{us}/V_{ud}|f_{K^\pm}/f_{\pi^\pm}$ [111]:

$$|V_{us}|f_+(0) = 0.2163(5), \quad \left| \frac{V_{us}}{V_{ud}} \right| \frac{f_{K^\pm}}{f_{\pi^\pm}} = 0.2758(5). \quad (32)$$

Here and in the following f_{K^\pm} and f_{π^\pm} are the isospin-broken decay constants, respectively, in QCD (the electromagnetic effects have already been subtracted in the experimental analysis using chiral perturbation theory). We will refer to the decay constants in the SU(2) isospin-symmetric limit as f_K and f_π . $|V_{ud}|$ and $|V_{us}|$ are elements of the Cabibbo-Kobayashi-Maskawa matrix and $f_+(t)$ represents one of the form factors relevant for the semileptonic decay $K^0 \rightarrow \pi^- \ell \nu$, which depends on the momentum transfer t between the two mesons. What matters here is the value at $t = 0$: $f_+(0) \equiv f_+^{K^0 \pi^-}(t)|_{t \rightarrow 0}$. The pion and kaon decay constants are defined by⁹

$$\langle 0 | \bar{d} \gamma_\mu \gamma_5 u | \pi^+(p) \rangle = i p_\mu f_{\pi^+}, \quad \langle 0 | \bar{s} \gamma_\mu \gamma_5 u | K^+(p) \rangle = i p_\mu f_{K^+}.$$

In this normalization, $f_{\pi^\pm} \simeq 130$ MeV, $f_{K^\pm} \simeq 155$ MeV.

The measurement of $|V_{ud}|$ based on superallowed nuclear β transitions has now become remarkably precise. The result of the update of Hardy and Towner [114], which is based on 20 different superallowed transitions, reads¹⁰

$$|V_{ud}| = 0.97425(22). \quad (33)$$

The matrix element $|V_{us}|$ can be determined from semiinclusive τ decays [121–124]. Separating the inclusive decay $\tau \rightarrow \text{hadrons} + \nu$ into nonstrange and strange final states, e.g.

⁹The pion decay constant represents a QCD matrix element – in the full Standard Model, the one-pion state is not a meaningful notion: the correlation function of the charged axial current does not have a pole at $p^2 = M_{\pi^+}^2$, but a branch cut extending from $M_{\pi^+}^2$ to ∞ . The analytic properties of the correlation function and the problems encountered in the determination of f_π are thoroughly discussed in [112]. The “experimental” value of f_π depends on the convention used when splitting the sum $\mathcal{L}_{\text{QCD}} + \mathcal{L}_{\text{QED}}$ into two parts (compare section 3.1). The lattice determinations of f_π do not yet reach the accuracy where this is of significance, but at the precision claimed by the Particle Data Group [113], the numerical value does depend on the convention used [27–29, 112].

¹⁰It is not a trivial matter to perform the data analysis at this precision. In particular, isospin-breaking effects need to be properly accounted for [115–119]. For a review of recent work on this issue, we refer to [120].

HFAG 12 [125] obtain

$$|V_{us}| = 0.2173(22). \quad (34)$$

Maltman et al. [123, 126, 127] and Gamiz et al. [128, 129] arrive at very similar values.

In principle, τ decay offers a clean measurement of $|V_{us}|$, but a number of open issues yet remain to be clarified. In particular, the value of $|V_{us}|$ as determined from inclusive τ decays differs from the result one obtains from assuming three-flavour SM-unitarity by more than three standard deviations [125]. It is important to understand this apparent tension better. The most interesting possibility is that τ decay involves new physics, but more work both on the theoretical (see e.g. [130–133]) and experimental side is required.

The experimental results in equation (32) are for the semileptonic decay of a neutral kaon into a negatively charged pion and the charged pion and kaon leptonic decays, respectively, in QCD. In the case of the semileptonic decays the corrections for strong and electromagnetic isospin breaking in chiral perturbation theory at NLO have allowed for averaging the different experimentally measured isospin channels [111]. This is quite a convenient procedure as long as lattice QCD does not include strong or QED isospin-breaking effects. Lattice results for f_K/f_π are typically quoted for QCD with (squared) pion and kaon masses of $M_\pi^2 = M_{\pi^0}^2$ and $M_K^2 = \frac{1}{2}(M_{K^\pm}^2 + M_{K^0}^2 - M_{\pi^\pm}^2 + M_{\pi^0}^2)$ for which the leading strong and electromagnetic isospin violations cancel. While progress is being made for including strong and electromagnetic isospin breaking in the simulations (e.g. [19, 86, 104, 134–136]), for now contact to experimental results is made by correcting leading SU(2) isospin breaking guided by chiral perturbation theory.

In the following we will start by presenting the lattice results for isospin-symmetric QCD. For any Standard Model analysis based on these results we then utilize chiral perturbation theory to correct for the leading isospin-breaking effects.

4.2 Lattice results for $f_+(0)$ and f_K/f_π

The traditional way of determining $|V_{us}|$ relies on using theory for the value of $f_+(0)$, invoking the Ademollo-Gatto theorem [149]. Since this theorem only holds to leading order of the expansion in powers of m_u , m_d and m_s , theoretical models are used to estimate the corrections. Lattice methods have now reached the stage where quantities like $f_+(0)$ or f_K/f_π can be determined to good accuracy. As a consequence, the uncertainties inherent in the theoretical estimates for the higher order effects in the value of $f_+(0)$ do not represent a limiting factor any more and we shall therefore not invoke those estimates. Also, we will use the experimental results based on nuclear β decay and τ decay exclusively for comparison – the main aim of the present review is to assess the information gathered with lattice methods and to use it for testing the consistency of the SM and its potential to provide constraints for its extensions.

The database underlying the present review of the semileptonic form factor and the ratio of decay constants is listed in Tables 8 and 9. The properties of the lattice data play a crucial role for the conclusions to be drawn from these results: range of M_π , size of LM_π , continuum extrapolation, extrapolation in the quark masses, finite size effects, etc. The key features of the various data sets are characterized by means of the colour code specified in section 2.1. More detailed information on individual computations are compiled in appendix B.2.

The quantity $f_+(0)$ represents a matrix element of a strangeness changing null plane charge, $f_+(0) = (K|Q^{us}|\pi)$. The vector charges obey the commutation relations of the Lie algebra of SU(3), in particular $[Q^{us}, Q^{su}] = Q^{uu-ss}$. This relation implies the sum rule

Collaboration	Ref.	N_f	publication status	chiral extrapolation	continuum extrapolation	finite volume errors	$f_+(0)$
FNAL/MILC 13C	[137]	2+1+1	C	★	★	★	0.9704(24)(32)
RBC/UKQCD 13	[138]	2+1	A	★	○	○	0.9670(20) ⁽⁺¹⁸⁾ ₍₋₄₆₎
FNAL/MILC 12	[139]	2+1	A	○	○	★	0.9667(23)(33)
JLQCD 12	[140]	2+1	C	○	■	★	0.959(6)(5)
JLQCD 11	[141]	2+1	C	○	■	★	0.964(6)
RBC/UKQCD 10	[142]	2+1	A	○	■	★	0.9599(34) ⁽⁺³¹⁾ ₍₋₄₇₎ (14)
RBC/UKQCD 07	[143]	2+1	A	○	■	★	0.9644(33)(34)(14)
ETM 10D	[144]	2	C	○	★	○	0.9544(68) _{stat}
ETM 09A	[145]	2	A	○	○	○	0.9560(57)(62)
QCDSF 07	[146]	2	C	■	■	★	0.9647(15) _{stat}
RBC 06	[147]	2	A	■	■	★	0.968(9)(6)
JLQCD 05	[148]	2	C	■	■	★	0.967(6), 0.952(6)

Table 8: Colour code for the data on $f_+(0)$.

$\sum_n |(K|Q^{us}|n)|^2 - \sum_n |(K|Q^{su}|n)|^2 = 1$. Since the contribution from the one-pion intermediate state to the first sum is given by $f_+(0)^2$, the relation amounts to an exact representation for this quantity [150]:

$$f_+(0)^2 = 1 - \sum_{n \neq \pi} |(K|Q^{us}|n)|^2 + \sum_n |(K|Q^{su}|n)|^2. \quad (35)$$

While the first sum on the right extends over nonstrange intermediate states, the second runs over exotic states with strangeness ± 2 and is expected to be small compared to the first.

The expansion of $f_+(0)$ in SU(3) chiral perturbation theory in powers of m_u , m_d and m_s starts with $f_+(0) = 1 + f_2 + f_4 + \dots$ [56]. Since all of the low energy constants occurring in f_2 can be expressed in terms of M_π , M_K , M_η and f_π [151], the NLO correction is known. In the language of the sum rule (35), f_2 stems from nonstrange intermediate states with three mesons. Like all other nonexotic intermediate states, it lowers the value of $f_+(0)$: $f_2 = -0.023$ when using the experimental value of f_π as input. The corresponding expressions have also been derived in quenched or partially quenched (staggered) chiral perturbation theory [139, 152]. At the same order in the SU(2) expansion [153], $f_+(0)$ is parameterized in terms of M_π and two *a priori* unknown parameters. The latter can be determined from the dependence of the lattice results on the masses of the quarks. Note that any calculation that relies on the χ PT formula for f_2 is subject to the uncertainties inherent in NLO results: instead of using the physical value of the pion decay constant f_π , one may, for instance, work with the constant f_0 that occurs in the effective Lagrangian and represents the value of f_π in the chiral limit. Although trading f_π for f_0 in the expression for the NLO term affects the result only at NNLO, it may make a significant numerical difference in calculations where the latter are

not explicitly accounted for (the lattice results concerning the value of the ratio f_π/f_0 are reviewed in section 5.2).

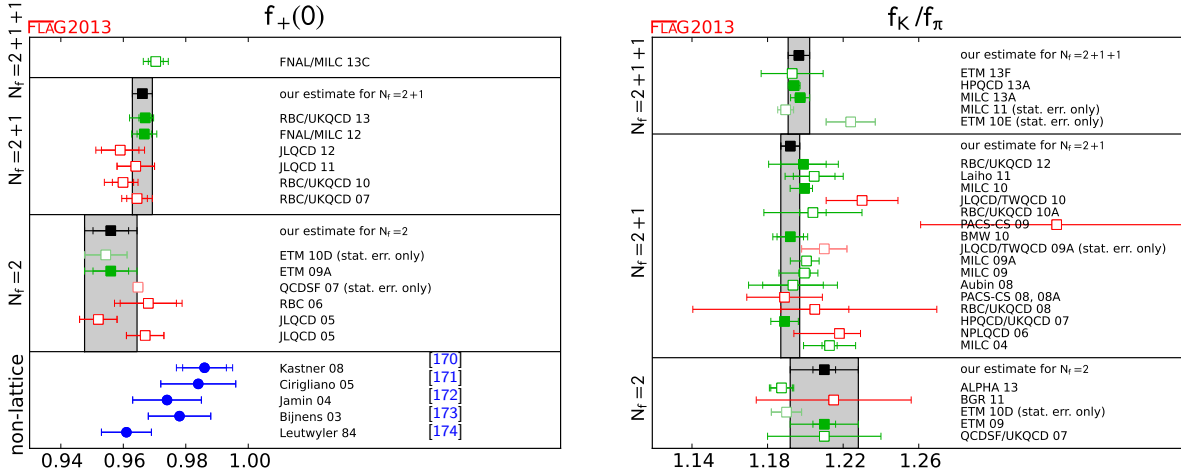


Figure 4: Comparison of lattice results (squares) for $f_+(0)$ and f_K/f_π with various model estimates based on χ PT (blue circles). The black squares and grey bands indicate our estimates. The significance of the colours is explained in section 2.

The lattice results shown in the left panel of Figure 4 indicate that the higher order contributions $\Delta f \equiv f_+(0) - 1 - f_2$ are negative and thus amplify the effect generated by f_2 . This confirms the expectation that the exotic contributions are small. The entries in the lower part of the left panel represent various model estimates for f_4 . In [174] the symmetry breaking effects are estimated in the framework of the quark model. The more recent calculations are more sophisticated, as they make use of the known explicit expression for the $K_{\ell 3}$ form factors to NNLO in χ PT [173, 175]. The corresponding formula for f_4 accounts for the chiral logarithms occurring at NNLO and is not subject to the ambiguity mentioned above.¹¹ The numerical result, however, depends on the model used to estimate the low energy constants occurring in f_4 [170–173]. The figure indicates that the most recent numbers obtained in this way correspond to a positive rather than a negative value for Δf . We note that FNAL/MILC 12 [139] have made an attempt at determining some of the low energy constants appearing in f_4 from lattice data.

4.3 Direct determination of $f_+(0)$ and f_{K^\pm}/f_{π^\pm}

All lattice results for the form factor and the ratio of decay constants that we summarize here (Tables 8 and 9) have been computed in isospin-symmetric QCD. The reason for this unphysical parameter choice is that simulations of SU(2) isospin-breaking effects in lattice QCD, while ultimately the cleanest way for predicting these effects, are still rare and in their infancy [32, 33, 40, 43, 104, 135, 136]. In the meantime one relies either on chiral perturbation theory [36, 56] to estimate the correction to the isospin limit or one calculates the breaking at leading order in $(m_u - m_d)$ in the valence quark sector by making a suitable choice of the

¹¹Fortran programs for the numerical evaluation of the form factor representation in [173] are available on request from Johan Bijnens.

physical point to which the lattice data is extrapolated. Aubin 08, MILC and Laiho 11 for example extrapolate their simulation results for the kaon decay constant to the physical value of the up -quark mass (the results for the pion decay constant are extrapolated to the value of the average light-quark mass \hat{m}). This then defines their prediction for f_{K^\pm}/f_{π^\pm} . As long as the majority of collaborations present their final results in the isospin-symmetric limit (as we will see this comprises the majority of results which qualify for inclusion into a FLAG average) we prefer to provide the overview of world data in Figure 4 in this limit. To this end we compute the isospin-symmetric ratio f_K/f_π for Aubin 08, MILC and Laiho 11 using NLO chiral perturbation theory [56, 176] where,

$$\frac{f_K}{f_\pi} = \frac{1}{\sqrt{\delta_{\text{SU}(2)} + 1}} \frac{f_{K^\pm}}{f_{\pi^\pm}}, \quad (36)$$

and where [176],

$$\delta_{\text{SU}(2)} \approx \sqrt{3} \epsilon_{\text{SU}(2)} \left[-\frac{4}{3} (f_{K^\pm}/f_{\pi^\pm} - 1) + \frac{2}{3(4\pi)^2 f_0^2} \left(M_K^2 - M_\pi^2 - M_\pi^2 \ln \frac{M_K^2}{M_\pi^2} \right) \right]. \quad (37)$$

We use as input $\epsilon_{\text{SU}(2)} = \sqrt{3}/4/R$ with the FLAG result for R of equation (28), $F_0 = f_0/\sqrt{2} = 80(20)$ MeV, $M_\pi = 135$ MeV and $M_K = 495$ MeV (we decided to choose a conservative uncertainty on f_0 in order to reflect the magnitude of potential higher order corrections) and obtain for example

	f_{K^\pm}/f_{π^\pm}	$\delta_{\text{SU}(2)}$	f_K/f_π
Aubin 08	1.202(11)(9)(2)(5)	-0.0044(8)	1.205(11)(2)(9)(2)(5)
MILC 10	1.197(2)($^{+3}_{-7}$)	-0.0043(7)	1.200(2)(2)($^{+3}_{-7}$)
Laiho 11	1.191(16)(17)	-0.0041(9)	1.193(16)(2)(17)

(and similarly also for all other $N_f = 2 + 1$ and $N_f = 2 + 1 + 1$ results where applicable). In the last column the first error is statistical and the second is the one from the isospin correction (the remaining errors are quoted in the same order as in the original data). For $N_f = 2$ a dedicated study of the strong-isospin correction in lattice QCD does exist. The result of the RM123 collaboration [104] amounts to $\delta_{\text{SU}(2)} = -0.0078(7)$ and we will later use this result for the correction in the case of $N_f = 2$. We note that this value for the strong-isospin correction is incompatible with the above results based on SU(3) chiral perturbation theory. One would not expect the strange sea-quark contribution to be responsible for such a large effect. Whether higher order effects in chiral perturbation theory or other sources are responsible still needs to be understood. To remain on the conservative side we attach the difference between the two- and three-flavour result as an additional uncertainty to the result based on chiral perturbation theory. For the further analysis we add both errors in quadrature.

The plots in Figure 4 illustrate our compilation of data for $f_+(0)$ and f_K/f_π . In both cases the lattice data are largely consistent even when comparing simulations with different N_f . We now proceed to form the corresponding averages, separately for the data with $N_f = 2 + 1 + 1$, $N_f = 2 + 1$ and $N_f = 2$ dynamical flavours and in the following will refer to these averages as the “direct” determinations.

For $f_+(0)$ there are currently two computational strategies: FNAL/MILC 12 and FNAL/MILC 13 use the Ward identity relating the $K \rightarrow \pi$ form factor at zero momentum

transfer to the matrix element $\langle \pi | S | K \rangle$ of the flavour-changing scalar current. Peculiarities of the staggered fermion discretisation (see [139]) which FNAL/MILC is using makes this the favoured choice. The other collaborations are instead computing the vector current matrix element $\langle \pi | V_\mu | K \rangle$. Apart from MILC 13C all simulations in Table 8 involve unphysically heavy quarks and therefore the lattice data needs to be extrapolated to the physical pion and kaon masses corresponding to the $K^0 \rightarrow \pi^-$ channel. We note that all state of the art computations of $f_+(0)$ are using partially twisted boundary conditions which allow to determine the form factor results directly at the relevant kinematical point $q^2 = 0$ [177, 178].

The colour code in Table 8 shows that for $f_+(0)$, presently only the result of ETM (we will be using ETM 09A [145]) with $N_f = 2$ and the results by the FNAL/MILC and RBC/UKQCD collaborations with $N_f = 2 + 1$ dynamical flavours of fermions, respectively, are without a red tag. The latter two results, $f_+(0) = 0.9670(20)_{(-46)}^{(+18)}$ (RBC/UKQCD 13) and $f_+(0) = 0.9667(23)(33)$ (FNAL/MILC 12), agree very well. This is nice to observe given that the two collaborations are using different fermion discretisations (staggered fermions in the case of FNAL/MILC and domain wall fermions in the case of RBC/UKQCD). Moreover, in the case of FNAL/MILC the form factor has been determined from the scalar current matrix element while in the case of RBC/UKQCD it has been determined from the matrix element of the vector current. To a certain extent both simulations are expected to be affected by different systematic effects.

The result FNAL/MILC 12 is from simulations reaching down to a lightest RMS pion mass of about 380 MeV (the lightest valence pion mass for one of their ensembles is about 260 MeV). Their combined chiral and continuum extrapolation (results for two lattice spacings) is based on NLO staggered chiral perturbation theory supplemented by the continuum NNLO expression [173] and a phenomenological parameterization of the breaking of the Ademollo-Gatto theorem at finite lattice spacing inherent in their approach. The p^4 low energy constants entering the NNLO expression have been fixed in terms of external input [57].

RBC/UKQCD 13 has analysed results on ensembles with pion masses down to 170 MeV, mapping out nearly the complete range from the SU(3)-symmetric limit to the physical point. Although no finite volume or cut-off effects were observed in the simulation results, the expected residual systematic effects for finite volume effects in NLO chiral perturbation theory and an order of magnitude estimate for cutoff effects were included into the overall error budget. The dominant systematic uncertainty is the one due to the extrapolation in the light quark mass to the physical point which RBC/UKQCD did with the help of a model motivated and partly based on chiral perturbation theory. The model dependence is estimated by comparing different ansätze for the mass extrapolation.

The ETM collaboration which uses the twisted-mass discretization provides a comprehensive study of the systematics by presenting results for three lattice spacings [179] and simulating at light pion masses (down to $M_\pi = 260$ MeV). This allows to constrain the chiral extrapolation, using both SU(3) [151] and SU(2) [153] chiral perturbation theory. Moreover, a rough estimate for the size of the effects due to quenching the strange quark is given, based on the comparison of the result for $N_f = 2$ dynamical quark flavours [168] with the one in the quenched approximation, obtained earlier by the SPQcdR collaboration [180]. We note for completeness that ETM extrapolate their lattice results to the point corresponding to M_K^2 and M_π^2 as defined at the end of Section 4.1. At the current level of precision though this is expected to be a tiny effect.

We now compute the $N_f = 2 + 1$ FLAG-average for $f_+(0)$ based on FNAL/MILC 13 and RBC/UKQCD 12, which we consider uncorrelated, and for $N_f = 2$ the only result fulfilling

the FLAG criteria is ETM 09A,

$$\begin{aligned} f_+(0) &= 0.9661(32), & (\text{direct}, N_f = 2 + 1), \\ f_+(0) &= 0.9560(57)(62), & (\text{direct}, N_f = 2). \end{aligned} \tag{38}$$

The brackets in the second line indicate the statistical and systematic errors, respectively. The dominant source of systematic uncertainty in these simulations of $f_+(0)$, the chiral extrapolation, will soon be removed by simulations with physical light quark masses (see FNAL/MILC 13C [137] and RBC/UKQCD [181])

In the case of the ratio of decay constants the data sets that meet the criteria formulated in the introduction are MILC 13A [156] and HPQCD 13A [155] with $N_f = 2 + 1 + 1$, MILC 10 [158], BMW 10 [160], HPQCD/UKQCD 07 [164] and RBC/UKQCD 12 [25] (which is an update of RBC/UKQCD 10A [78]) with $N_f = 2 + 1$ and ETM 09 [168] with $N_f = 2$ dynamical flavours.

MILC 13A have determined the ratio of decay constants from a comprehensive set of ensembles of Highly Improved Staggered Quarks (HISQ) which have been tailored to reduce staggered taste breaking effects. They have generated ensembles for four values of the lattice spacing (0.06fm-0.15fm, scale set with f_π) and with the Goldstone pion masses approximately tuned to the physical point which at least on their finest lattice approximately agrees with the RMS pion mass (i.e. the difference in mass between different *pion species* which originates from staggered taste-splitting). Supplementary simulations with slightly heavier Goldstone pion mass allow to extract the ratio of decay constants for the physical value of the light-quark masses by means of polynomial interpolations. In a second step MILC extrapolates the data to the continuum limit where eventually the ratio f_{K^\pm}/f_{π^\pm} is extracted. The final result of their analysis is $f_{K^\pm}/f_{\pi^\pm} = 1.1947(26)(33)(17)(2)$ where the errors are statistical, due to the continuum extrapolation, due to finite volume effects and due to electromagnetic effects. MILC has found an increase in the central value of the ratio when going from the 2nd finest to their finest ensemble and from this observation they derive the quoted 0.28% uncertainty in the continuum extrapolation. They use NLO staggered chiral perturbation theory to correct for finite volume effects and estimate the uncertainty in this approach by comparing to the alternative correction in NLO and NNLO continuum chiral perturbation theory. Although MILC and HPQCD are independent collaborations, MILC shares its gauge field ensembles with HPQCD 13A, whose study of f_{K^\pm}/f_{π^\pm} is therefore based on the same set of ensembles bar the one for the finest lattice spacing ($a = 0.09\text{fm}-0.15\text{fm}$, scale set with f_{π^+} and relative scale set with the Wilson flow [182, 183]) supplemented by some simulation points with heavier quark masses. HPQCD employed a global fit based on continuum NLO SU(3) chiral perturbation theory for the decay constants supplemented by a model for higher order terms including discretisation and finite volume effects (61 parameters for 39 data points supplemented by Bayesian priors). Their final result is $f_{K^\pm}/f_{\pi^\pm} = 1.1916(15)(12)(1)(10)$, where the errors are statistical, due to the continuum extrapolation, due to finite volume effects and the last error contains the combined uncertainties from the chiral extrapolation, the scale-setting uncertainty, the experimental input in terms of f_{π^+} and from the uncertainty in m_u/m_d .

Despite the large overlap in primary lattice data both collaborations arrive at surprisingly different error budgets. In the preparation of this report we interacted with both collaborations trying to understand the origin of the differences. HPQCD is using a rather new method to set the relative lattice scale for their ensembles which together with their more aggressive

binning of the statistical samples, could explain the reduction in statistical error by a factor of 1.7 compared to MILC. Concerning the cutoff dependence, the finest lattice included into MILC's analysis is $a = 0.06\text{fm}$ while the finest lattice in HPQCD's case is $a = 0.09\text{fm}$. MILC estimates the residual systematic after extrapolating to the continuum limit by taking the split between the result of an extrapolation with up to quartic and only up to quadratic terms in a as their systematic. HPQCD on the other hand models cutoff effects within their global fit ansatz up to including terms in a^8 . In this way HPQCD arrives at a systematic error due to the continuum limit which is smaller than MILC's estimate by about a factor 2.8. HPQCD explains¹² that in their setup, despite lacking the information from the fine ensemble ($a = 0.06\text{fm}$), the approach to the continuum limit is reliably described by the chosen fit formula leaving no room for the shift in the result on the finest lattice observed by MILC. They further explain that their different way of setting the relative lattice scale leads to reduced cutoff effects compared to MILC's study. We now turn to finite volume effects which in the MILC result is the second largest source of systematic uncertainty. NLO staggered chiral perturbation theory (MILC) or continuum chiral perturbation theory (HPQCD) was used for correcting the lattice data towards the infinite volume limit. MILC then compared the finite volume correction to the one obtained by the NNLO expression and took the difference as their estimate for the residual finite volume error. In addition they checked the compatibility of the effective theory predictions (NLO continuum, staggered and NNLO continuum chiral perturbation theory) against lattice data of different spacial extent. The final verdict on the related residual systematic uncertainty on f_{K^\pm}/f_{π^\pm} made by MILC is larger by an order of magnitude than the one made by HPQCD. We note that only HPQCD allows for taste-breaking terms in their fit-model while MILC postpones such studies to future work.

The above comparison shows that MILC and HPQCD have studied similar sources of systematic uncertainties, e.g. by varying parts of the analysis procedure or by changing the functional form of a given fit ansatz. One observation worth mentioning in this context is the way in which the resulting variations in the fit result are treated. MILC tends to include the spread in central values from different ansätze into the systematic errors. HPQCD on the other hand determines the final result and attached errors from preferred fit-ansatz and then confirms that it agrees within errors with results from other ansätze without including the spreads into their error budget. In this way HPQCD is lifting the calculation of f_{K^\pm}/f_{π^\pm} to a new level of precision. FLAG is looking forward to independent confirmations of the result for f_{K^\pm}/f_{π^\pm} at the same level of precision. For now we will only provide a range for the result for $N_f = 2 + 1 + 1$ that covers the result of both HPQCD 13A and MILC 13A,

$$f_{K^\pm}/f_{\pi^\pm} = 1.194(5) \quad (\text{our estimate, direct, } N_f = 2 + 1 + 1) \quad (39)$$

Concerning simulations with $N_f = 2 + 1$, MILC 10 and HPQCD/UKQCD 07 are based on staggered fermions, BMW 10 has used improved Wilson fermions and RBC/UKQCD 12's result is based on the domain wall formulation. For $N_f = 2$ ETM has simulated twisted-mass fermions. In contrast to MILC 13A all these latter simulations are for unphysically heavy quark masses (corresponding to smallest pion masses in the range 240-260MeV in the case of MILC 10, HPQCD/UKQCD 07 and ETM 09 and around 170MeV for RBC/UKQCD 12) and therefore slightly more sophisticated extrapolations needed to be controlled. Various ansätze for the mass and cutoff dependence comprising SU(2) and SU(3) chiral perturbation theory or simply polynomials were used and compared in order to estimate the model dependence.

¹²Email exchange between HPQCD and FLAG.

We now provide the FLAG average for these data. While BMW 10 and RBC/UKQCD 12 are entirely independent computations, subsets of the MILC gauge ensembles used by MILC 10 and HPQCD/UKQCD 07 are the same. MILC 10 is certainly based on a larger and more advanced set of gauge configurations than HPQCD/UQKCD 07. This allows them for a more reliable estimation of systematic effects. In this situation we consider only their statistical but not their systematic uncertainties to be correlated. For $N_f = 2$ the FLAG average is just the result by ETM 09 and this is illustrated in terms of the vertical grey band in the r.h.s. panel of Figure 4. For the purpose of this plot only, the isospin correction has been removed along the lines laid out earlier. For the average indicated in the case of $N_f = 2 + 1$ we take the original data of BMW 10, HPQCD/UKQCD 07 and RBC/UKQCD 12 and use the MILC 10 result as computed above. The resulting fit is of good quality, with $f_K/f_\pi = 1.194(4)$ and $\chi^2/dof = 0.4$. The systematic errors of the individual data sets are larger for MILC 10, BMW 10, HPQCD/UKQCD 07 and RBC/UKQCD 12, respectively, and following again the prescription of section 2.3 we replace the error by the smallest one of these leading to $f_K/f_\pi = 1.194(5)$ for $N_f = 2 + 1$.

Before determining the average for f_{K^\pm}/f_{π^\pm} which should be used for applications to Standard Model phenomenology we apply the isospin correction individually to all those results which have been published in the isospin-symmetric limit, i.e. BMW 10, HPQCD/UKQCD07 and RBC/UKQCD 12. To this end we invert Equation (36) and use

$$\delta_{\text{SU}(2)} \approx \sqrt{3} \epsilon_{\text{SU}(2)} \left[-\frac{4}{3}(f_K/f_\pi - 1) + \frac{2}{3(4\pi)^2 f_0^2} (M_K^2 - M_\pi^2 - M_\pi^2 \ln \frac{M_K^2}{M_\pi^2}) \right]. \quad (40)$$

The results are:

	f_K/f_π	$\delta_{\text{SU}(2)}$	f_{K^\pm}/f_{π^\pm}
HPQCD/UKQCD 07	1.189(2)(7)	-0.0040(7)	1.187(2) (2)(7)
BMW 10	1.192(7)(6)	-0.0041(7)	1.190(7) (2)(6)
RBC/UKQCD 12	1.199(12)(14)	-0.0043(9)	1.196(12)(2)(14)

As before, in the last column the first error is statistical and the second error is due to the isospin correction. Using these results we obtain

$$\begin{aligned} f_{K^\pm}/f_{\pi^\pm} &= 1.192(5), & (\text{direct}, N_f = 2 + 1), \\ f_{K^\pm}/f_{\pi^\pm} &= 1.205(6)(17), & (\text{direct}, N_f = 2), \end{aligned} \quad (41)$$

for QCD with broken isospin.

It is instructive to convert the above results for $f_+(0)$ and f_{K^\pm}/f_{π^\pm} into a corresponding range for the CKM matrix elements $|V_{ud}|$ and $|V_{us}|$, using the relations (32). Consider first the results for $N_f = 2 + 1$. The range for $f_+(0)$ in (38) is mapped into the interval $|V_{us}| = 0.2239(7)$, depicted as a horizontal green band in Figure 5, while the one for f_{K^\pm}/f_{π^\pm} in (41) is converted into $|V_{us}|/|V_{ud}| = 0.2314(11)$, shown as a tilted green band. The smaller green ellipse is the intersection of these two bands. More precisely, it represents the 39% likelihood contour (note also that the ellipses shown in Fig. 5 of Ref. [1] have to be interpreted as 39% likelihood contours), obtained by treating the above two results as independent measurements. Values of $|V_{us}|$, $|V_{ud}|$ in the region enclosed by this contour are consistent with the lattice data for $N_f = 2 + 1$, within one standard deviation. In particular, the plot shows that the nuclear β decay result for $|V_{ud}|$ is in good agreement with these data. We note that with respect to

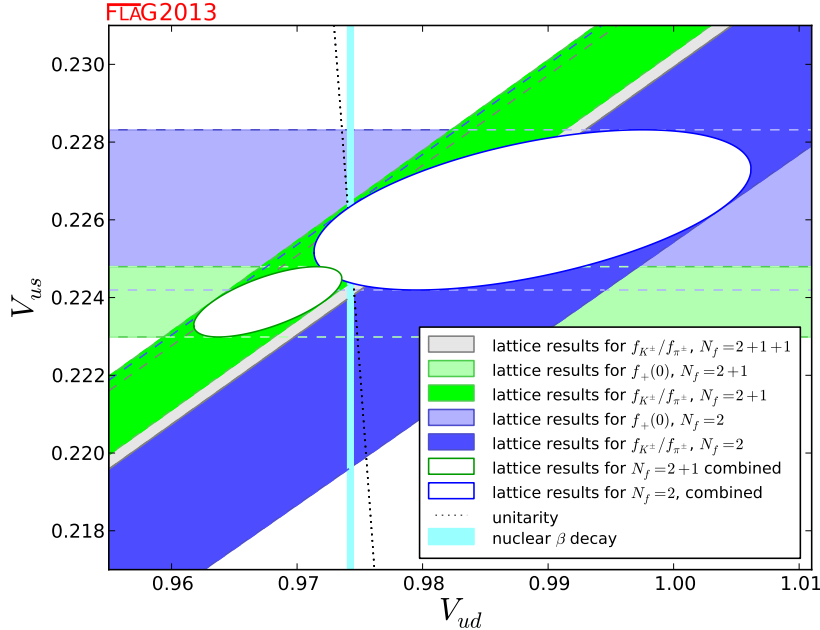


Figure 5: The plot compares the information for $|V_{ud}|$, $|V_{us}|$ obtained on the lattice with the experimental result extracted from nuclear β transitions. The dotted arc indicates the correlation between $|V_{ud}|$ and $|V_{us}|$ that follows if the three-flavour CKM-matrix is unitary.

the previous edition of the FLAG review the reanalysis including new results has moved the ellipse representing QCD with $N_f = 2 + 1$ slightly down and to the left.

Repeating the exercise for $N_f = 2$ leads to the larger blue ellipse. The figure indicates a slight tension between the $N_f = 2$ and $N_f = 2 + 1$ results, which, at the current level of precision is not visible if considering the $N_f = 2$ and $N_f = 2 + 1$ results for $f_+(0)$ and f_{K^\pm}/f_{π^\pm} in Figure 4 on their own. It remains to be seen if this is a first indication of the effect of quenching the strange quark.

In the case of $N_f = 2 + 1 + 1$ only results for f_{K^\pm}/f_{π^\pm} are without red tags. In this case we have therefore only plotted the corresponding band for $|V_{us}|$ from f_{K^\pm}/f_{π^\pm} corresponding to $|V_{us}|/|V_{ud}| = 0.2310(11)$.

4.4 Testing the Standard Model

In the Standard Model, the CKM matrix is unitary. In particular, the elements of the first row obey

$$|V_u|^2 \equiv |V_{ud}|^2 + |V_{us}|^2 + |V_{ub}|^2 = 1. \quad (42)$$

The tiny contribution from $|V_{ub}|$ is known much better than needed in the present context: $|V_{ub}| = 4.15(49) \cdot 10^{-3}$ [74]. In the following, we first discuss the evidence for the validity of the relation (42) and only then use it to analyse the lattice data within the Standard Model.

In Figure 5, the correlation between $|V_{ud}|$ and $|V_{us}|$ imposed by the unitarity of the CKM matrix is indicated by a dotted arc (more precisely, in view of the uncertainty in $|V_{ub}|$, the correlation corresponds to a band of finite width, but the effect is too small to be seen here).

The plot shows that there is a slight tension with unitarity in the data for $N_f = 2 + 1$: Numerically, the outcome for the sum of the squares of the first row of the CKM matrix reads $|V_u|^2 = 0.987(10)$. Still, it is fair to say that at this level the Standard Model passes a nontrivial test that exclusively involves lattice data and well-established kaon decay branching ratios. Combining the lattice results for $f_+(0)$ and f_{K^\pm}/f_{π^\pm} in (38) and (41) with the β decay value of $|V_{ud}|$ quoted in (33), the test sharpens considerably: the lattice result for $f_+(0)$ leads to $|V_u|^2 = 0.9993(5)$, while the one for f_{K^\pm}/f_{π^\pm} implies $|V_u|^2 = 1.0000(6)$, thus confirming CKM unitarity at the permille level.

Repeating the analysis for $N_f = 2$, we find $|V_u|^2 = 1.029(35)$ with the lattice data alone. This number is fully compatible with 1, in accordance with the fact that the dotted curve penetrates the blue contour. Taken by themselves, these results are perfectly consistent with the value of $|V_{ud}|$ found in nuclear β decay: combining this value with the data on $f_+(0)$ yields $|V_u|^2 = 1.0004(10)$, combining it with the data on f_{K^\pm}/f_{π^\pm} gives $|V_u|^2 = 0.9989(16)$. With respect to the first edition of the FLAG report the ellipse for $N_f = 2$ has moved slightly to the left because we have now taken into account isospin breaking effects.

For $N_f = 2 + 1 + 1$ we can carry out the test of unitarity only with input from f_{K^\pm}/f_{π^\pm} which leads to $|V_u|^2 = 0.9998(7)$.

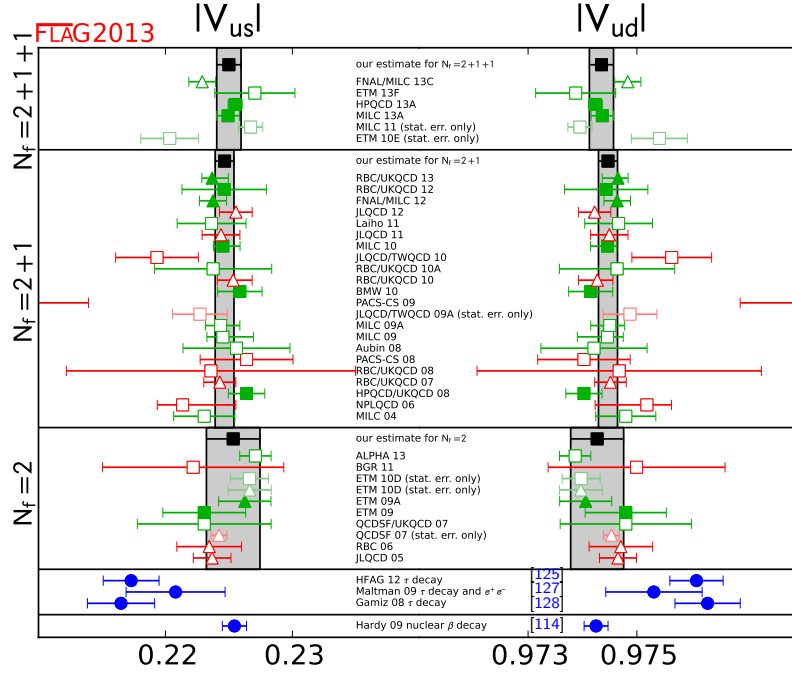
Note that the above tests also offer a check of the basic hypothesis that underlies our analysis: we are assuming that the weak interaction between the quarks and the leptons is governed by the same Fermi constant as the one that determines the strength of the weak interaction among the leptons and determines the lifetime of the muon. In certain modifications of the Standard Model, this is not the case. In those models it need not be true that the rates of the decays $\pi \rightarrow \ell\nu$, $K \rightarrow \ell\nu$ and $K \rightarrow \pi\ell\nu$ can be used to determine the matrix elements $|V_{ud}f_\pi|$, $|V_{us}f_K|$ and $|V_{us}f_+(0)|$, respectively and that $|V_{ud}|$ can be measured in nuclear β decay. The fact that the lattice data are consistent with unitarity and with the value of $|V_{ud}|$ found in nuclear β decay indirectly also checks the equality of the Fermi constants.

4.5 Analysis within the Standard Model

The Standard Model implies that the CKM matrix is unitary. The precise experimental constraints quoted in (32) and the unitarity condition (42) then reduce the four quantities $|V_{ud}|, |V_{us}|, f_+(0), f_{K^\pm}/f_{\pi^\pm}$ to a single unknown: any one of these determines the other three within narrow uncertainties.

Figure 6 shows that the results obtained for $|V_{us}|$ and $|V_{ud}|$ from the data on f_{K^\pm}/f_{π^\pm} (squares) are quite consistent with the determinations via $f_+(0)$ (triangles). In order to calculate the corresponding average values, we restrict ourselves to those determinations that we have considered best in section 4.3. The corresponding results for $|V_{us}|$ are listed in Table 10 (the error in the experimental numbers used to convert the values of $f_+(0)$ and f_{K^\pm}/f_{π^\pm} into values for $|V_{us}|$ is included in the statistical error).

We consider the fact that the results from the five $N_f = 2 + 1$ data sets FNAL/MILC 12 [139], RBC/UKQCD 13 [138], RBC/UKQCD 12 [25], BMW 10 [160], MILC 10 [158] and HPQCD/UKQCD 07 [164] are consistent with each other to be an important reliability test of the lattice work. Applying the prescription of section 2.3, where we consider MILC 10, FNAL/MILC 12 and HPQCD/UKQCD 07 on the one hand and RBC/UKQCD 12 and RBC/UKQCD 13 on the other hand, as mutually statistically correlated since the analysis in the two cases starts from partly the same set of gauge-ensembles, we arrive at $|V_{us}| = 0.2247(7)$



* Estimates obtained from an analysis of the lattice data within the Standard Model, see section 4.5.

Figure 6: Results for $|V_{us}|$ and $|V_{ud}|$ that follow from the lattice data for $f_+(0)$ (triangles) and f_{K^\pm}/f_{π^\pm} (squares), on the basis of the assumption that the CKM matrix is unitary. The black squares and the grey bands represent our estimates, obtained by combining these two different ways of measuring $|V_{us}|$ and $|V_{ud}|$ on a lattice. For comparison, the figure also indicates the results obtained if the data on nuclear β decay and τ decay are analysed within the Standard Model.

with $\chi^2/dof = 0.8$. This result is indicated on the left hand side of Fig. 6 by the narrow vertical band. The value for $N_f = 2$, $|V_{us}| = 0.2253(21)$, with $\chi^2/dof = 0.9$, where we have considered ETM 09 and ETM 09A as statistically correlated is also indicated by a band. For $N_f = 2 + 1 + 1$ we only consider the data for f_{K^\pm}/f_{π^\pm} yielding $|V_{us}| = 0.2251(10)$. The figure shows that the result obtained for the data with $N_f = 2$, $N_f = 2 + 1$ and $N_f = 2 + 1 + 1$ are perfectly consistent.

Alternatively, we can solve the relations for $|V_{ud}|$ instead of $|V_{us}|$. Again, the result $|V_{ud}| = 0.97434(22)$ which follows from the lattice data with $N_f = 2 + 1 + 1$ is perfectly consistent with the values $|V_{ud}| = 0.97447(18)$ and $|V_{ud}| = 0.97427(49)$ obtained from those with $N_f = 2 + 1$ and $N_f = 2$, respectively. The reduction of the uncertainties in the result for $|V_{ud}|$ due to CKM unitarity is to be expected from Figure 5: the unitarity condition reduces the region allowed by the lattice results to a nearly vertical interval.

Next, we determine the value of $f_+(0)$ that follows from the lattice data within the Standard Model. Using CKM unitarity to convert the lattice determinations of f_{K^\pm}/f_{π^\pm} into corresponding values for $f_+(0)$ and then combining these with the direct determinations of

$f_+(0)$, we find $f_+(0) = 0.9634(32)$ from the data with $N_f = 2 + 1$ and $f_+(0) = 0.9595(90)$ for $N_f = 2$. In the case $N_f = 2 + 1 + 1$ we obtain $f_+(0) = 0.9611(47)$.

Finally, we work out the analogous Standard Model fits for f_{K^\pm}/f_{π^\pm} , converting the direct determinations of $f_+(0)$ into corresponding values for f_{K^\pm}/f_{π^\pm} and combining the outcome with the direct determinations of that quantity. The results read $f_{K^\pm}/f_{\pi^\pm} = 1.197(4)$ for $N_f = 2 + 1$ and $f_{K^\pm}/f_{\pi^\pm} = 1.192(12)$ for $N_f = 2$, respectively.

The results obtained by analysing the lattice data in the framework of the Standard Model are collected in the upper half of Table 11. In the lower half of this table, we list the analogous results, found by working out the consequences of CKM-unitarity for the experimental values of $|V_{ud}|$ and $|V_{us}|$ obtained from nuclear β decay and τ decay, respectively. The comparison shows that the lattice result for $|V_{ud}|$ not only agrees very well with the totally independent determination based on nuclear β transitions, but is also remarkably precise. On the other hand, the values of $|V_{ud}|$, $f_+(0)$ and f_{K^\pm}/f_{π^\pm} which follow from the τ decay data if the Standard Model is assumed to be valid, are not in good agreement with the lattice results for these quantities. The disagreement is reduced considerably if the analysis of the τ data is supplemented with experimental results on electroproduction [127]: the discrepancy then amounts to little more than one standard deviation.

4.6 Direct determination of f_K and f_π

It is useful for flavour physics to provide not only the lattice average of f_K/f_π , but also the average of the decay constant f_K . Indeed, the $\Delta S = 2$ hadronic matrix element for neutral kaon mixing is generally parameterized by M_K , f_K and the kaon bag parameter B_K . The knowledge of both f_K and B_K is therefore crucial for a precise theoretical determination of the CP-violation parameter ϵ_K and for the constraint on the apex of the CKM unitarity triangle.

The case of the decay constant f_π is somehow different, since the experimental value of this quantity is often used for setting the scale in lattice QCD (see Appendix A.2). However, the physical scale can be set in different ways, namely by using as input the mass of the Ω -baryon (m_Ω) or the Υ -meson spectrum (ΔM_Υ), which are less sensitive to the uncertainties of the chiral extrapolation in the light-quark mass with respect to f_π . In such cases the value of the decay constant f_π becomes a direct prediction of the lattice QCD simulations. It is therefore interesting to provide also the average of the decay constant f_π , obtained when the physical scale is set through another hadron observable, in order to check the consistency of different scale setting procedures.

Our compilation of the values of f_π and f_K with the corresponding colour code is presented in Table 12. With respect to the case of f_K/f_π we have added two columns indicating which quantity is used to set the physical scale and the possible use of a renormalization constant for the axial current. Indeed, for several lattice formulations the use of the nonsinglet axial-vector Ward identity allows to avoid the use of any renormalization constant.

One can see that the determinations of f_π and f_K suffer from larger uncertainties with respect to the ones of the ratio f_K/f_π , which is less sensitive to various systematic effects (including the uncertainty of a possible renormalization constant) and, moreover, is not so exposed to the uncertainties of the procedure used to set the physical scale.

According to the FLAG rules three data sets can form the average of f_π and f_K for $N_f = 2 + 1$: RBC/UKQCD 12 [25] (update of RBC/UKQCD 10A), HPQCD/UKQCD 07

[164] and MILC 10 [158], which is the latest update of the MILC program.¹³ We consider HPQCD/UKQCD 07 and MILC 10 as statistically correlated and use the prescription of 2.3 to form an average. For $N_f = 2$ the average cannot be formed for f_π , and only one data set (ETM 09) satisfies the FLAG rules in the case of f_K . Following the discussion around the $N_f = 2 + 1 + 1$ result for f_{K^\pm}/f_{π^\pm} we refrain from providing a FLAG-average for f_K for this case.

Thus, our estimates (in the isospin-symmetric limit of QCD) read

$$f_\pi = 130.2 (1.4) \text{ MeV} \quad (N_f = 2 + 1), \quad (43)$$

$$\begin{aligned} f_K &= 156.3 (0.9) \text{ MeV} & (N_f = 2 + 1), \\ f_K &= 158.1 (2.5) \text{ MeV} & (N_f = 2). \end{aligned} \quad (44)$$

The lattice results of Table 12 and our estimates (43-44) are reported in Fig. 7. The latter ones compare positively within the errors with the latest experimental determinations of f_π and f_K from the PDG:

$$f_\pi^{(PDG)} = 130.41 (0.20) \text{ MeV} \quad , \quad f_K^{(PDG)} = 156.1 (0.8) \text{ MeV} \quad , \quad (45)$$

which, we recall, do not correspond however to pure QCD results in the isospin-symmetric limit. Moreover the values of f_π and f_K quoted by the PDG are obtained assuming Eq. (32) for the value of $|V_{ud}|$ and adopting the RBC-UKQCD 07 result for $f_+(0)$.

¹³Since the MILC result is obtained for a charged kaon, we remove the isospin-breaking effect according to the formula $f_K = f_{K^+}(1 - \delta_{SU(2)}/2)$, valid at NLO in ChPT, with $\delta_{SU(2)}$ for MILC 10 computed using eq. (37).

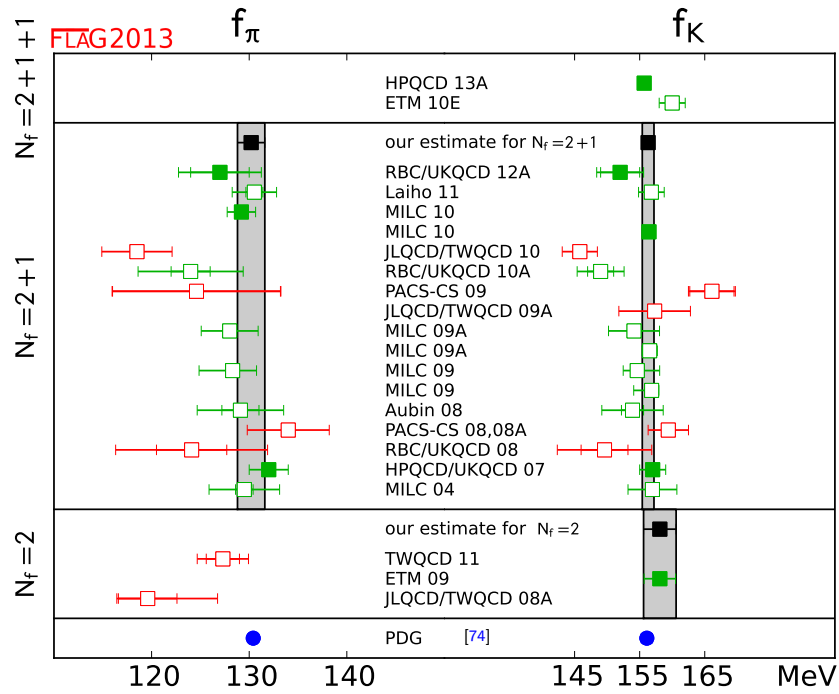


Figure 7: Values of f_π and f_K . The black squares and grey bands indicate our estimates (43) and (44). The blue dots represent the experimental values quoted by the PDG (45).

Collaboration	Ref.	N_f	publication status	chiral extrapolation	continuum extrapolation	finite volume errors	f_K/f_π	f_{K^\pm}/f_{π^\pm}
ETM 13F	[154]	2+1+1	C	○	★	○	1.193(13)(10)	1.183(14)(10)
HPQCD 13A	[155]	2+1+1	A	★	○	★		1.1916(15)(16)
MILC 13A	[156]	2+1+1	A	★	○	★		1.1947(26)(37)
MILC 11	[24]	2+1+1	C	○	○	○		1.1872(42) [†] _{stat.}
ETM 10E	[157]	2+1+1	C	○	○	○	1.224(13) _{stat}	
RBC/UKQCD 12	[25]	2+1	A	★	○	★	1.199(12)(14)	
Laiho 11	[77]	2+1	C	○	○	○		1.202(11)(9)(2)(5) ^{††}
MILC 10	[158]	2+1	C	○	★	★		1.197(2) ⁽⁺³⁾ ₍₋₇₎
JLQCD/TWQCD 10	[159]	2+1	C	○	■	★	1.230(19)	
RBC/UKQCD 10A	[78]	2+1	A	○	○	★	1.204(7)(25)	
PACS-CS 09	[20]	2+1	A	★	■	■	1.333(72)	
BMW 10	[160]	2+1	A	★	★	★	1.192(7)(6)	
JLQCD/TWQCD 09A	[161]	2+1	C	○	■	■	1.210(12) _{stat}	
MILC 09A	[37]	2+1	C	○	★	★		1.198(2) ⁽⁺⁶⁾ ₍₋₈₎
MILC 09	[15]	2+1	A	○	★	★		1.197(3) ⁽⁺⁶⁾ ₍₋₁₃₎
Aubin 08	[162]	2+1	C	○	○	○		1.191(16)(17)
PACS-CS 08, 08A	[19, 163]	2+1	A	★	■	■	1.189(20)	
RBC/UKQCD 08	[79]	2+1	A	○	■	★	1.205(18)(62)	
HPQCD/UKQCD 07	[164]	2+1	A	○	★	○	1.189(2)(7)	
NPLQCD 06	[165]	2+1	A	○	■	■	1.218(2) ⁽⁺¹¹⁾ ₍₋₂₄₎	
MILC 04	[36]	2+1	A	○	○	○		1.210(4)(13)
ALPHA 13	[166]	2	C	★	★	★	1.1874(57)(30)	
BGR 11	[167]	2	A	★	■	■	1.215(41)	
ETM 10D	[144]	2	C	○	★	○	1.190(8) _{stat}	
ETM 09	[168]	2	A	○	★	○	1.210(6)(15)(9)	
QCDSF/UKQCD 07	[169]	2	C	○	○	★	1.21(3)	

[†] Result with statistical error only from polynomial interpolation to the physical point. ^{††} This work is the continuation of Aubin 08.

Table 9: Colour code for the data on the ratio of decay constants: f_K/f_π is the pure QCD SU(2)-symmetric ratio and f_{K^\pm}/f_{π^\pm} is in pure QCD with the SU(2) isospin breaking applied after simulation.

Collaboration	Ref.	N_f	from	$ V_{us} $
HPQCD 13A	[155]	2 + 1 + 1	f_{K^\pm}/f_{π^\pm}	0.2255(5)(3)
MILC 13A	[156]	2 + 1 + 1	f_{K^\pm}/f_{π^\pm}	0.2249(6)(7)
RBC/UKQCD 13	[138]	2 + 1	$f_+(0)$	0.2237(7)(7)
MILC 12	[139]	2 + 1	$f_+(0)$	0.2238(7)(8)
MILC 10	[158]	2 + 1	f_{K^\pm}/f_{π^\pm}	0.2249(5)(9)
RBC/UKQCD 10A	[78]	2 + 1	f_{K^\pm}/f_{π^\pm}	0.2246(22)(25)
BMW 10	[160]	2 + 1	f_{K^\pm}/f_{π^\pm}	0.2259(13)(12)
HPQCD/UKQCD 07	[164]	2 + 1	f_{K^\pm}/f_{π^\pm}	0.2264(5)(13)
ETM 09	[168]	2	f_{K^\pm}/f_{π^\pm}	0.2231(11)(31)
ETM 09A	[145]	2	$f_+(0)$	0.2263(14)(15)

Table 10: Values of $|V_{us}|$ obtained from lattice determinations of $f_+(0)$ or f_{K^\pm}/f_{π^\pm} with CKM unitarity. The first (second) number in brackets represents the statistical (systematic) error.

	Ref.	$ V_{us} $	$ V_{ud} $	$f_+(0)$	f_{K^\pm}/f_{π^\pm}
$N_f = 2 + 1 + 1$		0.2251(10)	0.97434(22)	0.9611(47)	1.194(5)
$N_f = 2 + 1$		0.2247(7)	0.97447(18)	0.9634(32)	1.197(4)
$N_f = 2$		0.2253(21)	0.97427(49)	0.9595(90)	1.192(12)
β decay	[114]	0.22544(95)	0.97425(22)	0.9595(46)	1.1919(57)
τ decay	[128]	0.2165(26)	0.9763(6)	0.999(12)	1.244(16)
τ decay	[127]	0.2208(39)	0.9753(9)	0.980(18)	1.218(23)

Table 11: The upper half of the table shows our final results for $|V_{us}|$, $|V_{ud}|$, $f_+(0)$ and f_{K^\pm}/f_{π^\pm} , which are obtained by analysing the lattice data within the Standard Model. For comparison, the lower half lists the values that follow if the lattice results are replaced by the experimental results on nuclear β decay and τ decay, respectively.

Collaboration	Ref.	N_f	publication status	chiral extrapolation	continuum extrapolation	finite volume errors	renormalization	physical scale	SU(2) breaking	f_π	f_K
HPQCD 13A	[155]	2+1+1	A	★	○	★	na	f_π	✓	–	155.37(20)(28)
ETM 10E	[157]	2+1+1	C	○	○	○	na	f_π	–	–	160(2)
RBC/UKQCD 12	[25]	2+1	A	★	○	★	NPR	m_Ω	–	–	127(3)(3)
Laiho 11	[77]	2+1	C	○	○	○	na	†	✓	130.53(87)(210)	156.8(1.0)(1.7)
MILC 10	[158]	2+1	C	○	★	★	na	†	✓	129.2(4)(14)	–
MILC 10	[158]	2+1	C	○	★	★	na	f_π	✓	–	156.1(4)($^{+6}_-9$)
JLQCD/TWQCD 10	[159]	2+1	C	○	■	★	na	m_Ω	–	118.5(3.6) _{stat}	145.8(2.7) _{stat}
RBC/UKQCD 10A	[78]	2+1	A	○	○	★	NPR	m_Ω	–	124(2)(5)	149(2)(3)
PACS-CS 09	[20]	2+1	A	★	■	■	NPR	m_Ω	–	124.6(8.6)(0.9)	166.1(3.4)(1.2)
JLQCD/TWQCD 09A	[161]	2+1	C	○	■	■	na	f_π	–	–	157.3(5.5) _{stat}
MILC 09A	[37]	2+1	C	○	★	★	na	ΔM_Υ	✓	128.0(0.3)(2.9)	153.8(0.3)(3.9)
MILC 09A	[37]	2+1	C	○	★	★	na	f_π	✓	–	156.2(0.3)(1.1)
MILC 09	[15]	2+1	A	○	★	★	na	ΔM_Υ	✓	128.3(0.5)($^{+2.4}_{-3.5}$)	154.3(0.4)($^{+2.1}_{-3.4}$)
MILC 09	[15]	2+1	A	○	★	★	na	f_π	✓	–	156.5(0.4)($^{+1.0}_{-2.7}$)
Aubin 08	[162]	2+1	C	○	○	○	na	ΔM_Υ	✓	129.1(1.9)(4.0)	153.9(1.7)(4.4)
PACS-CS 08, 08A	[19, 163]	2+1	A	★	■	■	1lp	m_Ω	–	134.0(4.2) _{stat}	159.4(3.1) _{stat}
RBC/UKQCD 08	[79]	2+1	A	○	■	★	NPR	m_Ω	–	124.1(3.6)(6.9)	149.6(3.6)(6.3)
HPQCD/UKQCD 07	[164]	2+1	A	○	★	○	na	ΔM_Υ	–	132(2)	157(2)
MILC 04	[36]	2+1	A	○	○	○	na	ΔM_Υ	✓	129.5(0.9)(3.5)	156.6(1.0)(3.6)
TWQCD 11	[184]	2	P	★	■	■	na	r_0^*	–	127.3(1.7)(2.0)**	–
ETM 09	[168]	2	A	○	★	○	na	f_π	–	–	158.1(0.8)(2.0)(1.1) ^{††}
JLQCD/TWQCD 08A	[67]	2	A	○	■	■	na	r_0	–	119.6(3.0)($^{+6.5}_{-1.0}$)**	–

The label "na" indicates the lattice calculations which do not require the use of any renormalization constant for the axial current, while the label "NPR" ("1lp") signals the use of a renormalization constant calculated nonperturbatively (at one-loop order in perturbation theory).

† The ratios of lattice spacings within the ensembles were determined using the quantity r_1 . The conversion to physical units was made basing on ref. [185] and we note that such a determination depends on the experimental value of the pion decay constant

†† Errors are (stat+chiral)($a \neq 0$)(finite size).

* The ratio f_π/M_π was used as experimental input to fix the light-quark mass.

** $L_{\min} < 2\text{fm}$ in these simulations.

Table 12: Colour code for the lattice data on f_π and f_K together with information on the way the lattice spacing was converted to physical units and on whether or not an isospin-breaking correction has been applied (using chiral perturbation theory) to the quoted result. The numerical values are listed in MeV units.

5 Low-energy constants

In the study of the quark-mass dependence of QCD observables calculated on the lattice it is common practice to invoke Chiral Perturbation Theory (χ PT). For a given quantity this framework predicts the nonanalytic quark-mass dependence and it provides symmetry relations among different observables. These relations are best expressed with the help of a set of linearly independent and universal (i.e. process-independent) low-energy constants (LECs), which appear as coefficients of the polynomial terms (in m_q or M_π^2) in different observables. If one expands around the SU(2) chiral limit, in the Chiral Effective Lagrangian there appear two LECs at order p^2

$$F \equiv F_\pi \Big|_{m_u, m_d \rightarrow 0}, \quad B \equiv \frac{\Sigma}{F^2} \quad \text{where} \quad \Sigma \equiv -\langle \bar{u}u \rangle \Big|_{m_u, m_d \rightarrow 0}, \quad (46)$$

and seven at order p^4 , indicated by $\bar{\ell}_i$ with $i = 1, \dots, 7$. In the analysis of the SU(3) chiral limit there are also just two LECs at order p^2

$$F_0 \equiv F_\pi \Big|_{m_u, m_d, m_s \rightarrow 0}, \quad B_0 \equiv \frac{\Sigma_0}{F_0^2} \quad \text{where} \quad \Sigma_0 \equiv -\langle \bar{u}u \rangle \Big|_{m_u, m_d, m_s \rightarrow 0}, \quad (47)$$

but ten at order p^4 , indicated by the capital letter $L_i(\mu)$ with $i = 1, \dots, 10$. These constants are independent of the quark masses¹⁴, but they become scale dependent after renormalization (sometimes a superscript r is added). The SU(2) constants $\bar{\ell}_i$ are scale independent, since they are defined at $\mu = M_\pi$ (as indicated by the bar). For the precise definition of these constants and their scale dependence we refer the reader to [56, 58].

First of all, lattice calculations can be used to test if chiral symmetry is indeed broken as $SU(N_f)_L \times SU(N_f)_R \rightarrow SU(N_f)_{L+R}$ by measuring nonzero chiral condensates and by verifying the validity of the GMOR relation $M_\pi^2 \propto m$ close to the chiral limit. If the chiral extrapolation of quantities calculated on the lattice is made with the help of χ PT, apart from determining the observable at the physical value of the quark masses one also obtains the relevant LECs. This is a very important by-product for two reasons:

1. All LECs up to order p^4 (with the exception of B and B_0 , since only the product of these times the quark masses can be estimated from phenomenology) have either been determined by comparison to experiment or estimated theoretically. A lattice determination of the better known ones thus provides a test of the χ PT approach.
2. The less well known LECs are those which describe the quark-mass dependence of observables – these cannot be determined from experiment, and therefore the lattice provides unique quantitative information. This information is essential for improving phenomenological χ PT predictions in which these LECs play a role.

We stress that this program is based on the nonobvious assumption that χ PT is valid in the region of masses used in the lattice simulations under consideration.

The fact that, at large volume, the finite-size effects, which occur if a system undergoes spontaneous symmetry breakdown, are controlled by the Nambu-Goldstone modes, was first noted in solid state physics, in connection with magnetic systems [186, 187]. As pointed out

¹⁴More precisely, they are independent of the 2 or 3 light quark masses which are explicitly considered in the respective framework. However, all low-energy constants depend on the masses of the remaining quarks s, c, b, t or c, b, t in the SU(2) and SU(3) framework, respectively.

in [188] in the context of QCD, the thermal properties of such systems can be studied in a systematic and model-independent manner by means of the corresponding effective field theory, provided the temperature is low enough. While finite volumes are not of physical interest in particle physics, lattice simulations are necessarily carried out in a finite box. As shown in [189–191], the ensuing finite-size effects can also be studied on the basis of the effective theory – χ PT in the case of QCD – provided the simulation is close enough to the continuum limit, the volume is sufficiently large and the explicit breaking of chiral symmetry generated by the quark masses is sufficiently small. Indeed, χ PT represents also a useful tool for the analysis of the finite-size effects in lattice simulations.

In the following two subsections we summarize the lattice results for the SU(2) and SU(3) LECs, respectively. In either case we first discuss the $O(p^2)$ constants and then proceed to their $O(p^4)$ counterparts. The $O(p^2)$ LECs are determined from the chiral extrapolation of masses and decay constants or, alternatively, from a finite-size study of correlators in the ϵ -regime. At order p^4 some LECs affect two-point functions while other appear only in three- or four-point functions; the latter need to be determined from form factors or scattering amplitudes. The χ PT analysis of the (non-lattice) phenomenological quantities is nowadays¹⁵ based on $O(p^6)$ formulae. At this level the number of LECs explodes and we will not discuss any of these. We will, however, discuss how comparing different orders and different expansions (in particular x versus ξ -expansion, see below) can help to assess the theoretical uncertainties of the LECs determined on the lattice.

5.1 SU(2) Low-Energy Constants

5.1.1 Quark-mass dependence of pseudoscalar masses and decay constants

The expansions¹⁶ of M_π^2 and F_π in powers of the quark mass are known to next-to-next-to-leading order in the SU(2) chiral effective theory. In the isospin limit, $m_u = m_d = m$, the explicit expressions may be written in the form [192]

$$\begin{aligned} M_\pi^2 &= M^2 \left\{ 1 - \frac{1}{2}x \ln \frac{\Lambda_3^2}{M^2} + \frac{17}{8}x^2 \left(\ln \frac{\Lambda_M^2}{M^2} \right)^2 + x^2 k_M + O(x^3) \right\}, \\ F_\pi &= F \left\{ 1 + x \ln \frac{\Lambda_4^2}{M^2} - \frac{5}{4}x^2 \left(\ln \frac{\Lambda_F^2}{M^2} \right)^2 + x^2 k_F + O(x^3) \right\}. \end{aligned} \quad (48)$$

Here the expansion parameter is given by

$$x = \frac{M^2}{(4\pi F)^2}, \quad M^2 = 2Bm = \frac{2\Sigma m}{F^2}, \quad (49)$$

but there is another option as discussed below. The scales Λ_3, Λ_4 are related to the effective coupling constants $\bar{\ell}_3, \bar{\ell}_4$ of the chiral Lagrangian at running scale $M_\pi \equiv M_\pi^{\text{phys}}$ by

$$\bar{\ell}_n = \ln \frac{\Lambda_n^2}{M_\pi^2}, \quad n = 1, \dots, 7. \quad (50)$$

¹⁵Some of the $O(p^6)$ formulae presented below have been derived in an unpublished note by three of us (GC, SD and HL) and Jürg Gasser. We thank him for allowing us to publish them here.

¹⁶Here and in the following, we stick to the notation used in the papers where the χ PT formulae were established, i.e. we work with $F_\pi \equiv f_\pi/\sqrt{2} = 92.2(1)$ MeV and $F_K \equiv f_K/\sqrt{2}$. The occurrence of different normalization conventions is not convenient, but avoiding it by reformulating the formulae in terms of f_π, f_K is not a good way out. Since we are using different symbols, confusion cannot arise.

Note that in Eq. (48) the logarithms are evaluated at M^2 , not at M_π^2 . The coupling constants k_M, k_F in Eq. (48) are mass-independent. The scales of the squared logarithms can be expressed in terms of the $O(p^4)$ coupling constants as

$$\begin{aligned}\ln \frac{\Lambda_M^2}{M^2} &= \frac{1}{51} \left(28 \ln \frac{\Lambda_1^2}{M^2} + 32 \ln \frac{\Lambda_2^2}{M^2} - 9 \ln \frac{\Lambda_3^2}{M^2} + 49 \right), \\ \ln \frac{\Lambda_F^2}{M^2} &= \frac{1}{30} \left(14 \ln \frac{\Lambda_1^2}{M^2} + 16 \ln \frac{\Lambda_2^2}{M^2} + 6 \ln \frac{\Lambda_3^2}{M^2} - 6 \ln \frac{\Lambda_4^2}{M^2} + 23 \right).\end{aligned}\quad (51)$$

Hence by analysing the quark-mass dependence of M_π^2 and F_π with Eq. (48), possibly truncated at NLO, one can determine¹⁷ the $O(p^2)$ LECs B and F , as well as the $O(p^4)$ LECs $\bar{\ell}_3$ and $\bar{\ell}_4$. The quark condensate in the chiral limit is given by $\Sigma = F^2 B$. With precise enough data at several small enough pion masses, one could in principle also determine Λ_M, Λ_F and k_M, k_F . To date this is not yet possible. The results for the LO and NLO constants will be presented in Sec. 5.1.6.

Alternatively, one can invert Eq. (48) and express M^2 and F as an expansion in

$$\xi \equiv \frac{M_\pi^2}{16\pi^2 F_\pi^2}, \quad (52)$$

and the corresponding expressions then take the form

$$\begin{aligned}M^2 &= M_\pi^2 \left\{ 1 + \frac{1}{2} \xi \ln \frac{\Lambda_3^2}{M_\pi^2} - \frac{5}{8} \xi^2 \left(\ln \frac{\Omega_M^2}{M_\pi^2} \right)^2 + \xi^2 c_M + O(\xi^3) \right\}, \\ F &= F_\pi \left\{ 1 - \xi \ln \frac{\Lambda_4^2}{M_\pi^2} - \frac{1}{4} \xi^2 \left(\ln \frac{\Omega_F^2}{M_\pi^2} \right)^2 + \xi^2 c_F + O(\xi^3) \right\}.\end{aligned}\quad (53)$$

The scales of the quadratic logarithms are determined by $\Lambda_1, \dots, \Lambda_4$ through

$$\begin{aligned}\ln \frac{\Omega_M^2}{M_\pi^2} &= \frac{1}{15} \left(28 \ln \frac{\Lambda_1^2}{M_\pi^2} + 32 \ln \frac{\Lambda_2^2}{M_\pi^2} - 33 \ln \frac{\Lambda_3^2}{M_\pi^2} - 12 \ln \frac{\Lambda_4^2}{M_\pi^2} + 52 \right), \\ \ln \frac{\Omega_F^2}{M_\pi^2} &= \frac{1}{3} \left(-7 \ln \frac{\Lambda_1^2}{M_\pi^2} - 8 \ln \frac{\Lambda_2^2}{M_\pi^2} + 18 \ln \frac{\Lambda_4^2}{M_\pi^2} - \frac{29}{2} \right).\end{aligned}\quad (54)$$

5.1.2 Two-point correlation functions in the epsilon-regime

The finite-size effects encountered in lattice calculations can be used to determine some of the LECs of QCD. In order to illustrate this point, we focus on the two lightest quarks, take the isospin limit $m_u = m_d = m$ and consider a box of size L_s in the three space directions and size L_t in the time direction. If m is sent to zero at fixed box size, chiral symmetry is restored. The behaviour of the various observables in the symmetry-restoration region is controlled by the parameter $\mu \equiv m \Sigma V$, where $V = L_s^3 L_t$ is the four-dimensional volume of the box. Up to a sign and a factor of two, the parameter μ represents the minimum of the classical action that belongs to the leading-order effective Lagrangian of QCD.

¹⁷Notice that one could analyse the quark-mass dependence entirely in terms of the parameter M^2 defined in Eq. (49) and determine equally well all other LECs. Using the determination of the quark masses described in Sec. 3 one can then extract B or Σ .

For $\mu \gg 1$, the system behaves qualitatively as if the box was infinitely large. In that region, the p -expansion, which counts $1/L_s$, $1/L_t$ and M as quantities of the same order, is adequate. In view of $\mu = \frac{1}{2}F^2M^2V$, this region includes configurations with $ML \gtrsim 1$, where the finite-size effects due to pion loop diagrams are suppressed by the factor e^{-ML} .

If μ is comparable to or smaller than 1, however, the chiral perturbation series must be reordered. The ϵ -expansion achieves this by counting $1/L_s, 1/L_t$ as quantities of $O(\epsilon)$, while the quark mass m is booked as a term of $O(\epsilon^4)$. This ensures that the symmetry-restoration parameter μ represents a term of order $O(\epsilon^0)$, so that the manner in which chiral symmetry is restored can be worked out.

As an example, we consider the correlator of the axial charge carried by the two lightest quarks, $q(x) = \{u(x), d(x)\}$. The axial current and the pseudoscalar density are given by

$$A_\mu^i(x) = \bar{q}(x) \frac{1}{2} \tau^i \gamma_\mu \gamma_5 q(x), \quad P^i(x) = \bar{q}(x) \frac{1}{2} \tau^i i \gamma_5 q(x), \quad (55)$$

where τ^1, τ^2, τ^3 , are the Pauli matrices in flavour space. In Euclidean space, the correlators of the axial charge and of the space integral over the pseudoscalar density are given by

$$\begin{aligned} \delta^{ik} C_{AA}(t) &= L_s^3 \int d^3\vec{x} \langle A_4^i(\vec{x}, t) A_4^k(0) \rangle, \\ \delta^{ik} C_{PP}(t) &= L_s^3 \int d^3\vec{x} \langle P^i(\vec{x}, t) P^k(0) \rangle. \end{aligned} \quad (56)$$

χ PT yields explicit finite-size scaling formulae for these quantities [191, 193, 194]. In the ϵ -regime, the expansion starts with

$$\begin{aligned} C_{AA}(t) &= \frac{F^2 L_s^3}{L_t} \left[a_A + \frac{L_t}{F^2 L_s^3} b_A h_1\left(\frac{t}{L_t}\right) + O(\epsilon^4) \right], \\ C_{PP}(t) &= \Sigma^2 L_s^6 \left[a_P + \frac{L_t}{F^2 L_s^3} b_P h_1\left(\frac{t}{L_t}\right) + O(\epsilon^4) \right], \end{aligned} \quad (57)$$

where the coefficients a_A, b_A, a_P, b_P stand for quantities of $O(\epsilon^0)$. They can be expressed in terms of the variables L_s, L_t and m and involve only the two leading low-energy constants F and Σ . In fact, at leading order only the combination $\mu = m \Sigma L_s^3 L_t$ matters, the correlators are t -independent and the dependence on μ is fully determined by the structure of the groups involved in the SSB pattern. In the case of $SU(2) \times SU(2) \rightarrow SU(2)$, relevant for QCD in the symmetry restoration region with two light quarks, the coefficients can be expressed in terms of Bessel functions. The t -dependence of the correlators starts showing up at $O(\epsilon^2)$, in the form of a parabola, viz. $h_1(\tau) = \frac{1}{2} \left[\left(\tau - \frac{1}{2} \right)^2 - \frac{1}{12} \right]$. Explicit expressions for a_A, b_A, a_P, b_P can be found in [191, 193, 194], where some of the correlation functions are worked out to NNLO. By matching the finite-size scaling of correlators computed on the lattice with these predictions one can extract F and Σ . A way to deal with the numerical challenges genuine to the ϵ -regime has been described [195].

The fact that the representation of the correlators to NLO is not ‘‘contaminated’’ by higher-order unknown LECs, makes the ϵ -regime potentially convenient for a clean extraction of the LO couplings. The determination of these LECs is then affected by different systematic uncertainties with respect to the standard case; simulations in this regime yield complementary information which can serve as a valuable cross-check to get a comprehensive picture of the low-energy properties of QCD.

The effective theory can also be used to study the distribution of the topological charge in QCD [196] and the various quantities of interest may be defined for a fixed value of this charge. The expectation values and correlation functions then not only depend on the symmetry restoration parameter μ , but also on the topological charge ν . The dependence on these two variables can explicitly be calculated. It turns out that the two-point correlation functions considered above retain the form (57), but the coefficients a_A , b_A , a_P , b_P now depend on the topological charge as well as on the symmetry restoration parameter (see [197–199] for explicit expressions).

A specific issue with ϵ -regime calculations is the scale setting. Ideally one would perform a p -regime study with the same bare parameters to measure a hadronic scale (e.g. the proton mass). In the literature, sometimes a gluonic scale (e.g. r_0) is used to avoid such expenses. Obviously the issues inherent in scale setting are aggravated if the ϵ -regime simulation is restricted to a fixed sector of topological charge.

It is important to stress that in the ϵ -expansion higher-order finite-volume corrections might be significant, and the physical box size (in fm) should still be large in order to keep these contributions under control. The criteria for the chiral extrapolation and finite-volume effects are obviously different with respect to the p -regime. For these reasons we have to adjust the colour coding defined in Sect. 2.1 (see 5.1.6 for more details).

Recently, the effective theory has been extended to the “mixed regime” where some quarks are in the p -regime and some in the ϵ -regime [200, 201]. In [202] a technique is proposed to smoothly connect the p - and ϵ -regimes. In [203] the issue is reconsidered with a counting rule which is essentially the same as in the p -regime. In this new scheme, the theory remains IR finite even in the chiral limit, while the chiral-logarithmic effects are kept present.

5.1.3 Energy levels of the QCD Hamiltonian in a box and δ -regime

At low temperature, the properties of the partition function are governed by the lowest eigenvalues of the Hamiltonian. In the case of QCD, the lowest levels are due to the Nambu-Goldstone bosons and can be worked out with χ PT [204]. In the chiral limit the level pattern follows the one of a quantum-mechanical rotator, i.e. $E_\ell = \ell(\ell + 1)/(2\Theta)$ with $\ell = 0, 1, 2, \dots$. For a cubic spatial box and to leading order in the expansion in inverse powers of the box size L_s , the moment of inertia is fixed by the value of the pion decay constant in the chiral limit, i.e. $\Theta = F^2 L_s^3$.

In order to analyse the dependence of the levels on the quark masses and on the parameters that specify the size of the box, a reordering of the chiral series is required, the so-called δ -expansion; the region where the properties of the system are controlled by this expansion is referred to as the δ -regime. Evaluating the chiral perturbation series in this regime, one finds that the expansion of the partition function goes in even inverse powers of FL_s , that the rotator formula for the energy levels holds up to NNLO and the expression for the moment of inertia is now also known up to and including terms of order $(FL_s)^{-4}$ [205–207]. Since the level spectrum is governed by the value of the pion decay constant in the chiral limit, an evaluation of this spectrum on the lattice can be used to measure F . More generally, the evaluation of various observables in the δ -regime offers an alternative method for a determination of some of the low-energy constants occurring in the effective Lagrangian. At present, however, the numerical results obtained in this way [208, 209] are not yet competitive with those found in the p - or ϵ -regimes.

5.1.4 Other methods for the extraction of the Low-Energy Constants

An observable that can be used to extract the LECs is the topological susceptibility

$$\chi_t = \int d^4x \langle \omega(x)\omega(0) \rangle, \quad (58)$$

where $\omega(x)$ is the topological charge density,

$$\omega(x) = \frac{1}{32\pi^2} \epsilon^{\mu\nu\rho\sigma} \text{Tr} [F_{\mu\nu}(x)F_{\rho\sigma}(x)]. \quad (59)$$

At infinite volume, the expansion of χ_t in powers of the quark masses starts with [210]

$$\chi_t = \bar{m} \Sigma \{1 + O(m)\}, \quad \bar{m} \equiv \left(\frac{1}{m_u} + \frac{1}{m_d} + \frac{1}{m_s} + \dots \right)^{-1}. \quad (60)$$

The condensate Σ can thus be extracted from the properties of the topological susceptibility close to the chiral limit. The behaviour at finite volume, in particular in the region where the symmetry is restored, is discussed in [194]. The dependence on the vacuum angle θ and the projection on sectors of fixed ν have been studied in [196]. For a discussion of the finite-size effects at NLO, including the dependence on θ , we refer to [199, 211].

The role that the topological susceptibility plays in attempts to determine whether there is a large paramagnetic suppression when going from the $N_f = 2$ to the $N_f = 2 + 1$ theory has been highlighted in Ref. [212]. And the potential usefulness of higher moments of the topological charge distribution to determine LECs has been investigated in [213].

Another method for computing the quark condensate has been proposed in [214], where it is shown that starting from the Banks-Casher relation [215] one may extract the condensate from suitable (renormalizable) spectral observables, for instance the number of Dirac operator modes in a given interval. For those spectral observables higher-order corrections can be systematically computed in terms of the chiral effective theory. A recent paper based on this strategy is ETM 13 [216]. As an aside let us remark that corrections to the Banks-Casher relation that come from a finite quark mass, a finite four-dimensional volume and (with Wilson-type fermions) a finite lattice spacing can be parameterized in a properly extended version of the chiral framework [217].

An alternative strategy is based on the fact that at LO in the ϵ -expansion the partition function in a given topological sector ν is equivalent to the one of a chiral Random Matrix Theory (RMT) [218–221]. In RMT it is possible to extract the probability distributions of individual eigenvalues [222–224] in terms of two dimensionless variables $\zeta = \lambda \Sigma V$ and $\mu = m \Sigma V$, where λ represents the eigenvalue of the massless Dirac operator and m is the sea quark mass. More recently this approach has been extended to the Hermitian (Wilson) Dirac operator [225] which is easier to study in numerical simulations. Hence, if it is possible to match the QCD low-lying spectrum of the Dirac operator to the RMT predictions, then one may extract¹⁸ the chiral condensate Σ . One issue with this method is that for the distributions of individual eigenvalues higher-order corrections are still not known in the effective theory, and this may introduce systematic effects which are hard¹⁹ to control. Another open question

¹⁸By introducing an imaginary isospin chemical potential, the framework can be extended such that the low-lying spectrum of the Dirac operator is also sensitive to the pseudoscalar decay constant F at LO [226].

¹⁹Higher-order systematic effects in the matching with RMT have been investigated in [227, 228].

is that, while it is clear how the spectral density is renormalized [229], this is not the case for the individual eigenvalues, and one relies on assumptions. There have been many lattice studies [230–234] which investigate the matching of the low-lying Dirac spectrum with RMT. In this review the results of the LECs obtained in this way²⁰ are not included.

5.1.5 Pion form factors

The scalar and vector form factors of the pion are defined by the matrix elements

$$\begin{aligned}\langle \pi^i(p_2) | \bar{q} q | \pi^j(p_1) \rangle &= \delta^{ij} F_S^\pi(t), \\ \langle \pi^i(p_2) | \bar{q} \frac{1}{2} \tau^k \gamma^\mu q | \pi^j(p_1) \rangle &= i \epsilon^{ijk} (p_1^\mu + p_2^\mu) F_V^\pi(t),\end{aligned}\tag{61}$$

where the operators contain only the lightest two quark flavours, i.e. τ^1, τ^2, τ^3 are the Pauli matrices, and $t \equiv (p_1 - p_2)^2$ denotes the momentum transfer.

The vector form factor has been measured by several experiments for timelike as well as for spacelike values of t . The scalar form factor is not directly measurable, but it can be evaluated theoretically from data on the $\pi\pi$ and πK phase shifts [235] by means of analyticity and unitarity, i.e. in a model-independent way. Lattice calculations can be compared with data or model-independent theoretical evaluations at any given value of t . At present, however, most lattice studies concentrate on the region close to $t = 0$ and on the evaluation of the slope and curvature which are defined as

$$\begin{aligned}F_V^\pi(t) &= 1 + \frac{1}{6} \langle r^2 \rangle_V^\pi t + c_V t^2 + \dots, \\ F_S^\pi(t) &= F_S^\pi(0) \left[1 + \frac{1}{6} \langle r^2 \rangle_S^\pi t + c_S t^2 + \dots \right].\end{aligned}\tag{62}$$

The slopes are related to the mean-square vector and scalar radii which are the quantities on which most experiments and lattice calculations concentrate.

In chiral perturbation theory, the form factors are known at NNLO [236]. The corresponding formulae are available in fully analytical form and are compact enough that they can be used for the chiral extrapolation of the data (as done, for example in [237, 238]). The expressions for the scalar and vector radii and for the $c_{S,V}$ coefficients at two-loop level read

$$\begin{aligned}\langle r^2 \rangle_S^\pi &= \frac{1}{(4\pi F_\pi)^2} \left\{ 6 \ln \frac{\Lambda_4^2}{M_\pi^2} - \frac{13}{2} - \frac{29}{3} \xi \left(\ln \frac{\Omega_{r_S}^2}{M_\pi^2} \right)^2 + 6\xi k_{r_S} + O(\xi^2) \right\}, \\ \langle r^2 \rangle_V^\pi &= \frac{1}{(4\pi F_\pi)^2} \left\{ \ln \frac{\Lambda_6^2}{M_\pi^2} - 1 + 2\xi \left(\ln \frac{\Omega_{r_V}^2}{M_\pi^2} \right)^2 + 6\xi k_{r_V} + O(\xi^2) \right\}, \\ c_S &= \frac{1}{(4\pi F_\pi M_\pi)^2} \left\{ \frac{19}{120} + \xi \left[\frac{43}{36} \left(\ln \frac{\Omega_{c_S}^2}{M_\pi^2} \right)^2 + k_{c_S} \right] \right\}, \\ c_V &= \frac{1}{(4\pi F_\pi M_\pi)^2} \left\{ \frac{1}{60} + \xi \left[\frac{1}{72} \left(\ln \frac{\Omega_{c_V}^2}{M_\pi^2} \right)^2 + k_{c_V} \right] \right\},\end{aligned}\tag{63}$$

²⁰The results for Σ and F lie in the same range as the determinations reported in Tables 13 and 14.

where

$$\begin{aligned}
\ln \frac{\Omega_{r_S}^2}{M_\pi^2} &= \frac{1}{29} \left(31 \ln \frac{\Lambda_1^2}{M_\pi^2} + 34 \ln \frac{\Lambda_2^2}{M_\pi^2} - 36 \ln \frac{\Lambda_4^2}{M_\pi^2} + \frac{145}{24} \right), \\
\ln \frac{\Omega_{r_V}^2}{M_\pi^2} &= \frac{1}{2} \left(\ln \frac{\Lambda_1^2}{M_\pi^2} - \ln \frac{\Lambda_2^2}{M_\pi^2} + \ln \frac{\Lambda_4^2}{M_\pi^2} + \ln \frac{\Lambda_6^2}{M_\pi^2} - \frac{31}{12} \right), \\
\ln \frac{\Omega_{c_S}^2}{M_\pi^2} &= \frac{43}{63} \left(11 \ln \frac{\Lambda_1^2}{M_\pi^2} + 14 \ln \frac{\Lambda_2^2}{M_\pi^2} + 18 \ln \frac{\Lambda_4^2}{M_\pi^2} - \frac{6041}{120} \right), \\
\ln \frac{\Omega_{c_V}^2}{M_\pi^2} &= \frac{1}{72} \left(2 \ln \frac{\Lambda_1^2}{M_\pi^2} - 2 \ln \frac{\Lambda_2^2}{M_\pi^2} - \ln \frac{\Lambda_6^2}{M_\pi^2} - \frac{26}{30} \right),
\end{aligned} \tag{64}$$

and k_{r_S}, k_{r_V} and k_{c_S}, k_{c_V} are independent of the quark masses. Their expression in terms of the ℓ_i and of the $O(p^6)$ constants c_M, c_F is known but will not be reproduced here.

The difference between the quark-line connected and the full (i.e. containing the connected and the disconnected piece) scalar pion form factor has been investigated by means of Chiral Perturbation Theory in [239]. It is expected that the technique used can be applied to a large class of observables relevant in QCD-phenomenology.

As a point of practical interest let us remark that there are no finite-volume correction formulae for the mean-square radii $\langle r^2 \rangle_{V,S}$ and the curvatures $c_{V,S}$. The lattice data for $F_{V,S}(t)$ need to be corrected, point by point in t , for finite-volume effects. In fact, if a given t is realized through several inequivalent $p_1 - p_2$ combinations, the level of agreement after the correction has been applied is indicative of how well higher-order effects are under control.

5.1.6 Lattice determinations

In this section we summarize the lattice results for the SU(2) couplings in a set of tables (13–16) and figures (8–10). The tables present our usual colour coding which summarizes the main aspects related to the treatment of the systematic errors of the various calculations.

A delicate issue in the lattice determination of chiral LECs (in particular at NLO) which cannot be reflected by our colour coding is a reliable assessment of the theoretical error that comes from the chiral expansion. We add a few remarks on this point:

1. Using *both* the x and the ξ expansion is a good way to test how the ambiguity of the chiral expansion (at a given order) affects the numerical values of the LECs that are determined from a particular set of data. For instance, to determine $\bar{\ell}_4$ (or Λ_4) from lattice data for F_π as a function of the quark mass, one may compare the fits based on the parameterization $F_\pi = F\{1 + x \ln(\Lambda_4^2/M^2)\}$ [see Eq. (48)] with those obtained from $F_\pi = F/\{1 - \xi \ln(\Lambda_4^2/M_\pi^2)\}$ [see Eq. (53)]. The difference between the two results provides an estimate of the uncertainty due to the truncation of the chiral series. Which central value one chooses is in principle arbitrary, but we find it advisable to use the one obtained with the ξ expansion²¹, in particular because it makes the comparison with phenomenological determinations (where it is standard practice to use the ξ expansion) more meaningful.

²¹There are theoretical arguments suggesting that the ξ expansion is preferable to the x expansion, based on the observation that the coefficients in front of the squared logs in (48) are somewhat larger than in (53). This can be traced to the fact that a part of every formula in the x expansion is concerned with locating the position of the pion pole (at the previous order) while in the ξ expansion the knowledge of this position is built in exactly. Numerical evidence supporting this view is presented in [67].

2. Alternatively one could try to estimate the influence of higher chiral orders by reshuffling irrelevant higher-order terms. For instance, in the example mentioned above one might use $F_\pi = F/\{1 - x \ln(\Lambda_4^2/M^2)\}$ as a different functional form at NLO. Another way to establish such an estimate is through introducing by hand “analytical” higher-order terms (e.g. “analytical NNLO” as done, in the past, by MILC [15]). In principle it would be preferable to include all NNLO terms or none, such that the structure of the chiral expansion is preserved at any order (this is what ETM [240] and JLQCD/TWQCD [67] have done for SU(2) χ PT and MILC for SU(3) χ PT [37]). There are different opinions in the field as to whether it is advisable to include terms to which the data are not sensitive. In case one is willing to include external (typically: non-lattice) information, the use of priors is a theoretically well founded option (e.g. priors for NNLO LECs if one is interested in LECs at LO/NLO).
3. Another issue concerns the s -quark mass dependence of the LECs $\bar{\ell}_i$ or Λ_i of the SU(2) framework. As far as variations of m_s around m_s^{phys} are concerned (say for $0 < m_s < 1.5m_s^{\text{phys}}$ at best) the issue can be studied in SU(3) ChPT, and this has been done in a series of papers [56, 241, 242]. However, the effect of sending m_s to infinity, as is the case in $N_f = 2$ lattice studies of SU(2) LECs, cannot be addressed in this way. A unique way to analyse this difference is to compare the numerical values of LECs determined in $N_f = 2$ lattice simulations to those determined in $N_f = 2 + 1$ lattice simulations (see e.g. [243] for a discussion).
4. Last but not least let us recall that the determination of the LECs is affected by discretization effects, and it is important that these are removed by means of a continuum extrapolation. In this step invoking an extended version of the chiral Lagrangian [244–246] may be useful²² in case one aims for a global fit of lattice data involving several M_π and a values and several chiral observables.

In the tables and figures we summarize the results of various lattice collaborations for the SU(2) LECs at LO (F or F/F_π , B or Σ) and at NLO ($\bar{\ell}_1 - \bar{\ell}_2$, $\bar{\ell}_3$, $\bar{\ell}_4$, $\bar{\ell}_5$, $\bar{\ell}_6$). Throughout we group the results into those which stem from $N_f = 2 + 1 + 1$ calculations, those which come from $N_f = 2 + 1$ calculations and those which stem from $N_f = 2$ calculations (since, as mentioned above, the LECs are logically distinct even if the current precision of the data is not sufficient to resolve the differences). Furthermore, we make a distinction whether the results are obtained from simulations in the p -regime or whether alternative methods (ϵ -regime, spectral quantities, topological susceptibility, etc.) have been used (this should not affect the result). For comparison we add, in each case, a few phenomenological determinations with high standing.

A generic comment applies to the issue of the scale setting. In the past none of the lattice studies with $N_f \geq 2$ involved simulations in the p -regime at the physical value of m_{ud} . Accordingly, the setting of the scale a^{-1} via an experimentally measurable quantity did necessarily involve a chiral extrapolation, and as a result of this dimensionful quantities used to be particularly sensitive to this extrapolation uncertainty, while in dimensionless ratios such as F_π/F , F/F_0 , B/B_0 , Σ/Σ_0 this particular problem is much reduced (and often finite lattice-to-continuum renormalization factors drop out). Now, there is a new generation of lattice studies [20, 22, 23, 139, 248, 249] which does involve simulations at physical pion masses.

²²This means that for any given lattice formulation one needs to determine additional low-energy constants, often denoted W_i . For certain formulations, e.g. the twisted-mass approach, first steps in this direction have already been taken [247].

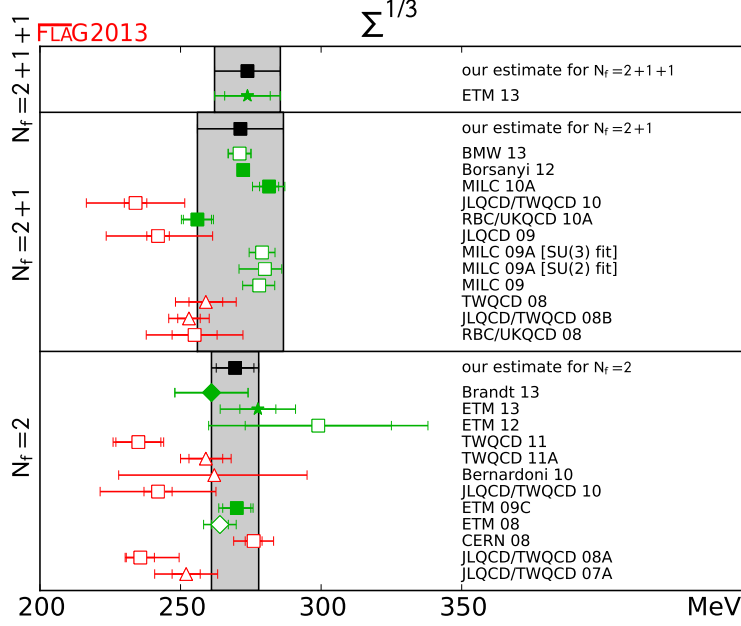


Figure 8: Quark condensate $\Sigma \equiv |\langle \bar{u}u \rangle|_{m_u, m_d \rightarrow 0}$ ($\overline{\text{MS}}$ -scheme, scale $\mu = 2$ GeV). Squares and left triangles indicate determinations from correlators in the p - and ϵ -regimes, respectively. Up triangles refer to extractions from the topological susceptibility, diamonds to determinations from the pion form factor, and star symbols refer to the spectral density method. The black squares and grey bands indicate our estimates. The meaning of the colours is explained in section 2.

In such studies even the uncertainty that the scale setting has on dimensionful quantities is much mitigated.

It is worth repeating here that the standard colour-coding scheme of our tables is necessarily schematic and cannot do justice to every calculation. In particular there is some difficulty in coming up with a fair adjustment of the rating criteria to finite-volume regimes of QCD. For instance, in the ϵ -regime²³ we re-express the “chiral extrapolation” criterion in terms of $\sqrt{2m_{\text{min}}\Sigma}/F$, with the same threshold values (in MeV) between the three categories as in the p -regime. Also the “infinite volume” assessment is adapted to the ϵ -regime, since the $M_\pi L$ criterion does not make sense here; we assign a green star if at least 2 volumes with $L > 2.5\text{fm}$ are included, an open symbol if at least 1 volume with $L > 2\text{fm}$ is invoked and a red square if all boxes are smaller than 2fm. Similarly, in the calculation of form factors and charge radii the tables do not reflect whether an interpolation to the desired q^2 has been performed or whether the relevant q^2 has been engineered by means of “partially-twisted boundary conditions” [252]. In spite of these limitations we feel that these tables give an adequate overview of the qualities of the various calculations.

We begin with a discussion of the lattice results for the SU(2) LEC Σ . We present the results in Table 13 and Figure 8. We add that results which include only a statistical error are listed in the table but omitted from the plot. Regarding the $N_f = 2$ computations there are five entries without a red tag (ETM 08, ETM 09C, ETM 12, ETM 13, Brandt 13). We

²³Also in case of [250] and [251] the colour-coding criteria for the ϵ -regime have been applied.

Collaboration	Ref.	N_f	publication status	chiral extrapolation	continuum extrapolation	finite volume	renormalization	$\Sigma^{1/3}$
ETM 13	[216]	2+1+1	A	○	★	○	★	274(08)(08)
BMW 13	[253]	2+1	P	★	★	★	★	271(4)(1)
Borsanyi 12	[248]	2+1	A	★	★	○	★	272.3(1.2)(1.4)
MILC 10A	[75]	2+1	C	○	★	★	○	281.5(3.4) $^{(+2.0)}_{(-5.9)}$ (4.0)
JLQCD/TWQCD 10	[251]	2+1	A	★	■	○	★	234(4)(17)
RBC/UKQCD 10A	[78]	2+1	A	○	○	★	★	256(5)(2)(2)
JLQCD 09	[250]	2+1	A	★	■	○	★	242(4) $^{(+19)}_{(-18)}$
MILC 09A	[37]	2+1	C	○	★	★	○	279(1)(2)(4)
MILC 09A	[37]	2+1	C	○	★	★	○	280(2) $^{(+4)}_{(-8)}$ (4)
MILC 09	[15]	2+1	A	○	★	★	○	278(1) $^{(+2)}_{(-3)}$ (5)
TWQCD 08	[254]	2+1	A	○	■	■	★	259(6)(9)
JLQCD/TWQCD 08B	[255]	2+1	C	○	■	■	★	253(4)(6)
PACS-CS 08	[19]	2+1	A	★	■	■	■	312(10)
PACS-CS 08	[19]	2+1	A	★	■	■	■	309(7)
RBC/UKQCD 08	[79]	2+1	A	○	■	★	★	255(8)(8)(13)
Brandt 13	[256]	2	A	○	★	★	★	261(13)(1)
ETM 13	[216]	2	A	○	★	○	★	277(06)(12)
ETM 12	[257]	2	A	○	★	○	★	299(26)(29)
Bernardoni 11	[258]	2	C	○	■	■	○	306(11)
TWQCD 11	[184]	2	A	○	■	■	★	235(8)(4)
TWQCD 11A	[259]	2	A	○	■	■	★	259(6)(7)
Bernardoni 10	[260]	2	A	○	■	■	★	262 $^{(+33)}_{(-34)}$ $^{(+4)}_{(-5)}$
JLQCD/TWQCD 10	[251]	2	A	★	■	■	★	242(5)(20)
ETM 09C	[240]	2	A	○	★	○	★	270(5) $^{(+3)}_{(-4)}$
ETM 08	[237]	2	A	○	○	○	★	264(3)(5)
CERN 08	[214]	2	A	○	■	○	★	276(3)(4)(5)
JLQCD/TWQCD 08A	[67]	2	A	○	■	■	★	235.7(5.0)(2.0) $^{(+12.7)}_{(-0.0)}$
JLQCD/TWQCD 07A	[261]	2	A	○	■	■	★	252(5)(10)
ETM 09B	[262]	2	C	★	○	■	★	239.6(4.8)
Hasenfratz 08	[263]	2	A	○	■	○	★	248(6)
JLQCD/TWQCD 07	[264]	2	A	★	■	■	★	239.8(4.0)

Table 13: Quark condensate $\Sigma \equiv |\langle \bar{u}u \rangle|_{m_u, m_d \rightarrow 0}$: colour code and numerical values in MeV (compare Fig. 8).

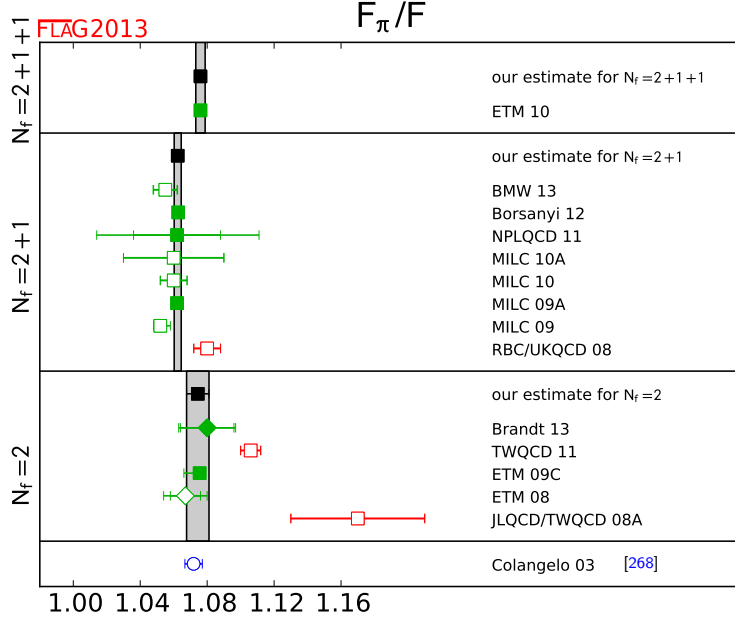


Figure 9: Comparison of the results for the ratio of the physical pion decay constant F_π and the leading-order SU(2) low-energy constant F . The meaning of the symbols is the same as in Figure 8.

form the average based on ETM 09C, ETM 13 (here we deviate from our “superseded” rule, since the latter work has a much bigger error) and Brandt 13. Regarding the $N_f = 2 + 1$ computations there are three published papers (RBC/UKQCD 10A, MILC 10A and Borsanyi 12) which make it into the $N_f = 2 + 1$ average and a preprint (BMW 13) which will be included in a future update. We also remark that among the three works included RBC/UKQCD 10A is inconsistent with the other two (MILC 10A and Borsanyi 12). For the time being we inflate the error of our $N_f = 2 + 1$ average such that it includes all three central values it is based on. This yields

$$\Sigma|_{N_f=2} = 269(08) \text{ MeV} , \quad \Sigma|_{N_f=2+1} = 271(15) \text{ MeV} , \quad (65)$$

where the errors include both statistical and systematic uncertainties. In accordance with our guidelines we plead with the reader to cite [216, 240, 256] (for $N_f = 2$) or [75, 78, 248] (for $N_f = 2 + 1$) when using these numbers. Finally, for $N_f = 2 + 1 + 1$ there is only one calculation, and we recommend to use the result of [216] as given in Table 13. Another look at Figure 8 confirms that these values are well consistent with each other.

The next quantity considered is F , i.e. the pion decay constant in the SU(2) chiral limit ($m_{ud} \rightarrow 0$ at fixed physical m_s) in the Bernese normalization. As argued on previous occasions we tend to give preference to F_π/F (here the numerator is meant to refer to the physical-pion-mass point) wherever it is available, since often some of the systematic uncertainties are mitigated. We collect the results in Table 14 and Figure 9. In those cases where the collaboration provides only F , the ratio is computed on the basis of the phenomenological value of F_π , and the corresponding entries in Table 14 are in slanted fonts. Among the $N_f = 2$ determinations only three (ETM 08, ETM 09C and Brandt 13) are without red tags. Since

Collaboration	Ref.	N_f	Publication status	chiral extrapolation	continuum extrapolation	finite volume	renormalization	F	F_π/F
ETM 11	[265]	2+1+1	C	○	★	○	★	85.60(4)	1.077(2)
ETM 10 †	[98]	2+1+1	A	○	○	○	★	85.66(6)(13)	1.076(2)(2)
BMW 13	[253]	2+1	P	★	★	★	★	88.0(1.3)(0.3)	1.055(7)(2)
Borsanyi 12	[248]	2+1	A	★	★	○	★	86.78(05)(25)	1.0627(06)(27)
NPLQCD 11	[266]	2+1	A	○	○	★			1.062(26) ⁽⁺⁴²⁾ ₍₋₄₀₎
MILC 10A	[75]	2+1	C	○	★	★	○	87.5(1.0) ^(+0.7) _(-2.6)	1.06(3)
MILC 10	[158]	2+1	C	○	★	★	○	87.0(4)(5)	1.060(8)
MILC 09A	[37]	2+1	C	○	★	★	○	86.8(2)(4)	1.062(1)(3)
MILC 09	[15]	2+1	A	○	★	★			1.052(2) ⁽⁺⁶⁾ ₍₋₃₎
PACS-CS 08	[19]	2+1	A	★	■	■	■	89.4(3.3)	1.060(7)
RBC/UKQCD 08	[79]	2+1	A	○	■	★	★	81.2(2.9)(5.7)	1.080(8)
Brandt 13	[256]	2	A	○	★	★	★	84(8)(2)	1.080(16)(6)
QCDSF 13	[267]	2	P	★	★	■	★	86(1)	1.07(1)
Bernardoni 11	[258]	2	C	○	■	■	○	79(4)	1.17(5)
TWQCD 11	[184]	2	A	★	■	■	★	83.39(35)(38)	1.106(6)
ETM 09C	[240]	2	A	○	★	○			1.0755(6) ⁽⁺⁰⁸⁾ ₍₋₉₄₎
ETM 08	[237]	2	A	○	○	○	★	86.6(7)(7)	1.067(9)(9)
JLQCD/TWQCD 08A	[67]	2	A	○	■	■	★	79.0(2.5)(0.7) ^(+4.2) _(-0.0)	1.17(4)
ETM 09B §	[262]	2	C	★	○	■	★	90.2(4.8)	1.02(5)
Hasenfratz 08	[263]	2	A	○	■	○	★	90(4)	1.02(4)
JLQCD/TWQCD 07	[264]	2	A	★	■	■	★	87.3(5.6)	1.06(6)
Colangelo 03	[268]							86.2(5)	1.0719(52)

† The values of M_{π^+L} correspond to a green tag in the FV-column, while those of M_{π^0L} imply a red one; since both masses play a role in finite-volume effects, we opt for open green.

§ Result for r_0F converted into a value for F via $r_0 = 0.49$ fm (despite ETM quoting smaller values of r_0).

Table 14: Results for the leading-order SU(2) low-energy constant F (in MeV) and for the ratio F_π/F . Numbers in slanted fonts have been calculated by us (see text for details). Horizontal lines establish the same grouping as in Table 13.

the first two are by the same collaboration, only the latter two enter the average. Among the $N_f = 2 + 1$ determinations three values (MILC 09A as an obvious update of MILC 09, NPLQCD 11 and Borsanyi 12) make it into the average. Finally, there is a single $N_f = 2 + 1 + 1$ determination (ETM 10) which forms the current best estimate in this category.

Given this input our averaging procedure yields

$$\frac{F_\pi}{F}|_{N_f=2} = 1.0744(67), \quad \frac{F_\pi}{F}|_{N_f=2+1} = 1.0624(21), \quad (66)$$

where the errors include both statistical and systematic uncertainties. We plead with the reader to cite [240, 256] (for $N_f = 2$) or [37, 248, 266] (for $N_f = 2 + 1$) when using these numbers. Finally, for $N_f = 2 + 1 + 1$ we recommend to use the result of [98]; see Table 14 for the numerical value. From these numbers (or from a look at Figure 9) it is obvious that the $N_f = 2 + 1$ and $N_f = 2 + 1 + 1$ results are not quite consistent. From a theoretical viewpoint this is rather surprising, since the only difference (the presence of absence of a dynamical charm quark) is expected to have a rather insignificant effect on this ratio (which, in addition, would be monotonic in N_f , contrary to what is seen in Figure 9). In our view this indicates that – in spite of the conservative attitude taken in this report – the theoretical uncertainties in at least one of the two cases is likely underestimated. We hope that a future release of the FLAG report can clarify the issue.

We move on to a discussion of the lattice results for the NLO LECs $\bar{\ell}_3$ and $\bar{\ell}_4$. We remind the reader that on the lattice the former LEC is obtained as a result of the tiny deviation from linearity seen in M_π^2 versus Bm_{ud} , whereas the latter LEC is extracted from the curvature in F_π versus Bm_{ud} . The available determinations are presented in Table 15 and Figure 10. Among the $N_f = 2$ determinations ETM 08, ETM 09C and Brandt 13 are published and without red tags, and our rules imply that the latter two determinations enter our average. The colour coding of the $N_f = 2 + 1$ results looks very promising; there is a significant number of lattice determinations without any red tag. At first sight it seems that RBC/UKQCD 10A, MILC 10A, NPLQCD 11, Borsanyi 12 and RBC/UKQCD 12 make it into the average. Unfortunately, $\bar{\ell}_3$ and $\bar{\ell}_4$ of RBC/UKQCD 10A have no systematic error; therefore we exclude this work from the $N_f = 2 + 1$ average. Among the $N_f = 2 + 1 + 1$ determinations only ETM 10 qualifies for an average.

Given this input our averaging procedure yields

$$\bar{\ell}_3|_{N_f=2} = 3.41(41), \quad \bar{\ell}_3|_{N_f=2+1} = 3.05(99), \quad (67)$$

$$\bar{\ell}_4|_{N_f=2} = 4.62(22), \quad \bar{\ell}_4|_{N_f=2+1} = 4.02(28), \quad (68)$$

where the errors include both statistical and systematic uncertainties. Again we plead with the reader to cite [240, 256] (for $N_f = 2$) or [25, 75, 248, 266] (for $N_f = 2 + 1$) when using these numbers. For $N_f = 2 + 1 + 1$ we stay with the recommendation to use the results of [98], see Table 15 for the numerical values.

Let us add two remarks. On the input side our procedure²⁴ symmetrizes the asymmetric error of ETM 09C with a slight adjustment of the central value. On the output side the

²⁴There are two naive procedures to symmetrize an asymmetric systematic error: (i) keep the central value untouched and enlarge the smaller error, (ii) shift the central value by half of the difference between the two original errors and enlarge/shrink both errors by the same amount. Our procedure (iii) is to average the results of (i) and (ii). In other words a result $c(s)\binom{u}{\ell}$ with $\ell > u$ is changed into $c + (u - \ell)/4$ with statistical error s and a symmetric systematic error $(u + 3\ell)/4$. The case $\ell < u$ is handled accordingly.

Collaboration	Ref.	N_f	publication status	chiral extrapolation	continuum extrapolation	finite volume	$\bar{\ell}_3$	$\bar{\ell}_4$
ETM 11	[265]	2+1+1	C	○	★	○	3.53(5)	4.73(2)
ETM 10	[98]	2+1+1	A	○	○	○	3.70(7)(26)	4.67(3)(10)
BMW 13	[253]	2+1	P	★	★	★	2.5(5)(4)	3.8(4)(2)
RBC/UKQCD 12	[25]	2+1	A	★	○	★	2.91(23)(07)	3.99(16)(09)
Borsanyi 12	[248]	2+1	A	★	★	○	3.16(10)(29)	4.03(03)(16)
NPLQCD 11	[266]	2+1	A	○	○	★	4.04(40) ⁽⁺⁷³⁾ ₍₋₅₅₎	4.30(51) ⁽⁺⁸⁴⁾ ₍₋₆₀₎
MILC 10A	[75]	2+1	C	○	★	★	2.85(81) ⁽⁺³⁷⁾ ₍₋₉₂₎	3.98(32) ⁽⁺⁵¹⁾ ₍₋₂₈₎
MILC 10	[158]	2+1	C	○	★	★	3.18(50)(89)	4.29(21)(82)
RBC/UKQCD 10A	[78]	2+1	A	○	○	★	2.57(18)	3.83(9)
MILC 09A	[37]	2+1	C	○	★	★	3.32(64)(45)	4.03(16)(17)
MILC 09A	[37]	2+1	C	○	★	★	3.0(6) ⁽⁺⁹⁾ ₍₋₆₎	3.9(2)(3)
PACS-CS 08	[19]	2+1	A	★	■	■	3.47(11)	4.21(11)
PACS-CS 08	[19]	2+1	A	★	■	■	3.14(23)	4.04(19)
RBC/UKQCD 08	[79]	2+1	A	○	■	★	3.13(33)(24)	4.43(14)(77)
Gülpers 13	[269]	2	P	○	■	★		4.76(13)(-)
Brandt 13	[256]	2	A	○	★	★	3.0(7)(5)	4.7(4)(1)
QCDSF 13	[267]	2	P	★	★	■		4.2(1)
Bernardoni 11	[258]	2	C	○	■	■	4.46(30)(14)	4.56(10)(4)
TWQCD 11	[184]	2	A	★	■	■	4.149(35)(14)	4.582(17)(20)
ETM 09C	[240]	2	A	○	★	○	3.50(9) ⁽⁺⁰⁹⁾ ₍₋₃₀₎	4.66(4) ⁽⁺⁰⁴⁾ ₍₋₃₃₎
JLQCD/TWQCD 09	[270]	2	A	○	■	■		4.09(50)(52)
ETM 08	[237]	2	A	○	○	○	3.2(8)(2)	4.4(2)(1)
JLQCD/TWQCD 08A	[67]	2	A	○	■	■	3.38(40)(24) ⁽⁺³¹⁾ ₍₋₀₀₎	4.12(35)(30) ⁽⁺³¹⁾ ₍₋₀₀₎
CERN-TOV 06	[271]	2	A	○	★	■	3.0(5)(1)	
Colangelo 01	[192]							4.4(2)
Gasser 84	[58]						2.9(2.4)	4.3(9)

Table 15: Results for the SU(2) NLO couplings $\bar{\ell}_3$ and $\bar{\ell}_4$. The MILC 10 results are obtained by converting the SU(3) LECs, while the MILC 10A results are obtained with a direct SU(2) fit. For comparison, the last two lines show results from phenomenological analyses.

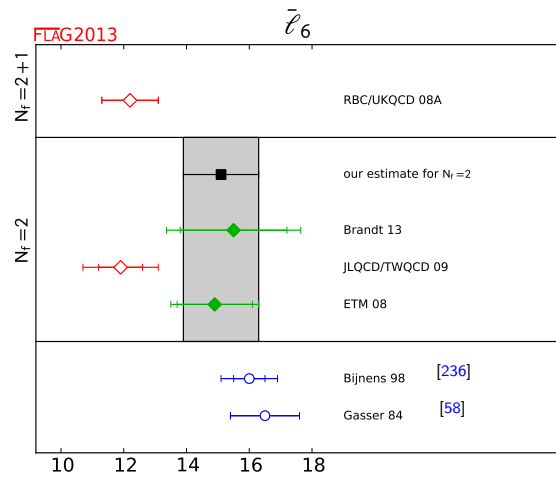
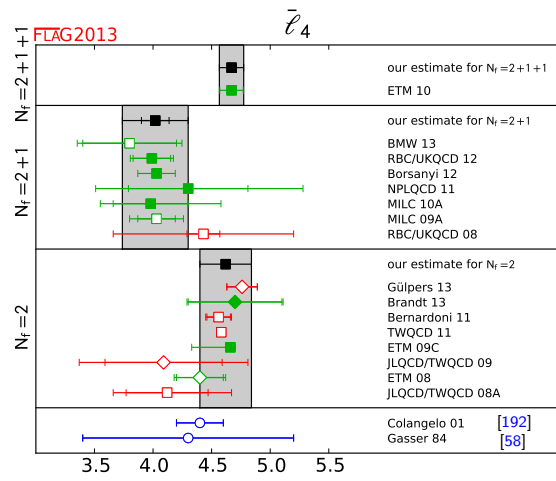
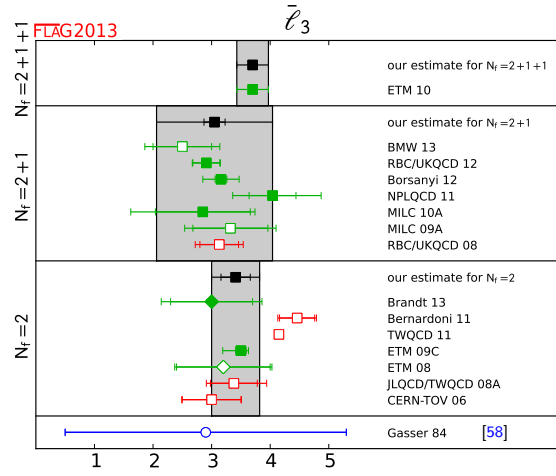


Figure 10: Effective coupling constants \bar{l}_3 , \bar{l}_4 and \bar{l}_6 . Squares indicate determinations from correlators in the p -regime, diamonds refer to determinations from the pion form factor.

error of the $\bar{\ell}_3$ average for $N_f = 2$ and of the $\bar{\ell}_3, \bar{\ell}_4$ averages for $N_f = 2 + 1$, according to the FLAG procedure, got inflated by hand to cover all central values. From these numbers (or from a look at Figure 10) it is clear that the lattice results for $\bar{\ell}_3$ do not show any obvious N_f -dependence – thanks, chiefly, to our conservative error treatment strategy. On the other hand, in the case of $\bar{\ell}_4$ even our practice of inflating the error of the $N_f = 2 + 1$ average did not manage to avoid some mild inconsistency between the $N_f = 2 + 1$ average on one side and either the $N_f = 2$ or the $N_f = 2 + 1 + 1$ average on the other side. Again, the dependence of the average on the number of active flavours is not monotonic, and this raises a decent amount of suspicion that some of the systematic errors might still be underestimated.

More specifically, it seems that again the $N_f = 2 + 1 + 1$ value by ETM shows some tension relative to the average $N_f = 2 + 1$ value quoted above, in close analogy to what happened for F or F_π/F ; see the discussion around (66). Since both F and $\bar{\ell}_4$ are determined from the quark-mass dependence of the pseudoscalar decay constant, perhaps the formulas in Refs. [272, 273] for dealing with cut-off and finite-volume effects with twisted-mass data might prove useful in future analysis.

From a more phenomenological viewpoint there is a notable difference between $\bar{\ell}_3$ and $\bar{\ell}_4$ in Figure 10. For $\bar{\ell}_4$ the precision of the phenomenological determination achieved in Colangelo 01 [192] represents a significant improvement compared to Gasser 84 [58]. Picking any N_f , the lattice average of $\bar{\ell}_4$ is consistent with both of the phenomenological values and comes with an error which is roughly comparable to the uncertainty of the result in Colangelo 01 [192]. By contrast, for $\bar{\ell}_3$ the error of the lattice determination is significantly smaller than the error of the estimate given in Gasser 84 [58]. In other words, here the lattice really provides some added value.

We finish with a discussion of the lattice results for $\bar{\ell}_6$ and $\bar{\ell}_1 - \bar{\ell}_2$. The LEC $\bar{\ell}_6$ determines the leading contribution in the chiral expansion of the pion charge radius – see (63). Hence from a lattice study of the vector form factor of the pion with several M_π one may extract the radius $\langle r^2 \rangle_V^\pi$, the curvature c_V (both at the physical pion-mass point) and the LEC $\bar{\ell}_6$ in one go. Similarly, the leading contribution in the chiral expansion of the scalar radius of the pion determines $\bar{\ell}_4$ – see (63). This LEC is also present in the pion-mass dependence of F_π , as we have seen. The difference $\bar{\ell}_1 - \bar{\ell}_2$, finally, may be obtained from the momentum dependence of the vector and scalar pion form factors, based on the two-loop formulae of [236]. The top part of Table 16 collects the results obtained from the vector form factor of the pion (charge radius, curvature and $\bar{\ell}_6$). Regarding this low-energy constant two $N_f = 2$ calculations are published works without a red tag; we thus arrive at the estimate

$$\bar{\ell}_6|_{N_f=2} = 15.1(1.2) \quad (69)$$

which is represented as a grey band in the last panel of Fig. 10. Here we plead with the reader to cite [237, 256] when using this number.

The experimental information concerning the charge radius is excellent and the curvature is also known very accurately, based on e^+e^- data and dispersion theory. The vector form factor calculations thus present an excellent testing ground for the lattice methodology. The table shows that most of the available lattice results pass the test. There is, however, one worrisome point. For $\bar{\ell}_6$ the agreement seems less convincing than for the charge radius, even though the two quantities are closely related. So far we have no explanation, but we urge the groups to pay special attention to this point. Similarly, the bottom part of Table 16 collects the results obtained for the scalar form factor of the pion and the combination $\bar{\ell}_1 - \bar{\ell}_2$ that is extracted from it.

Collaboration	Ref.	N_f	publication status	chiral extrapolation	continuum extrapolation	finite volume	$\langle r^2 \rangle_V^\pi$	c_V	$\bar{\ell}_6$
RBC/UKQCD 08A	[252]	2+1	A	○	■	★	0.418(31)		12.2(9)
LHP 04	[274]	2+1	A	○	■	○	0.310(46)		
Brandt 13	[256]	2	A	○	★	★	0.481(33)(13)		15.5(1.7)(1.3)
JLQCD/TWQCD 09	[270]	2	A	○	■	■	0.409(23)(37)	3.22(17)(36)	11.9(0.7)(1.0)
ETM 08	[237]	2	A	○	○	○	0.456(30)(24)	3.37(31)(27)	14.9(1.2)(0.7)
QCDSF/UKQCD 06A	[275]	2	A	○	★	○	0.441(19)(56)(29)		
Bijnens 98	[236]						0.437(16)	3.85(60)	16.0(0.5)(0.7)
NA7 86	[276]						0.439(8)		
Gasser 84	[58]								16.5(1.1)

Collaboration	Ref.	N_f	publication status	chiral extrapolation	continuum extrapolation	finite volume	$\langle r^2 \rangle_S^\pi$	$\bar{\ell}_1 - \bar{\ell}_2$
Gülpers 13	[269]	2	P	○	■	★	0.637(23)(-)	
JLQCD/TWQCD 09	[270]	2	A	○	■	■	0.617(79)(66)	-2.9(0.9)(1.3)
Colangelo 01	[192]						0.61(4)	-4.7(6)

Table 16: *Top panel: vector form factor of the pion.* Lattice results for the charge radius $\langle r^2 \rangle_V^\pi$ (in fm^2), the curvature c_V (in GeV^{-4}) and the effective coupling constant $\bar{\ell}_6$ are compared with the experimental value obtained by NA7 and some phenomenological estimates. *Bottom panel: scalar form factor of the pion.* Lattice results for the scalar radius $\langle r^2 \rangle_S^\pi$ (in fm^2) and the combination $\bar{\ell}_1 - \bar{\ell}_2$ are compared with a dispersive calculation of these quantities [192].

Perhaps the most important physics result of this section is that the lattice simulations confirm the approximate validity of the Gell-Mann-Oakes-Renner formula and show that the square of the pion mass indeed grows in proportion to m_{ud} . The formula represents the leading term of the chiral perturbation series and necessarily receives corrections from higher orders. At first nonleading order, the correction is determined by the effective coupling constant $\bar{\ell}_3$. The results collected in Table 15 and in the top panel of Figure 10 show that $\bar{\ell}_3$ is now known quite well. They corroborate the conclusion drawn already in Ref. [277]: the lattice confirms the estimate of $\bar{\ell}_3$ derived in [58]. In the graph of M_π^2 versus m_{ud} , the values found on the lattice for $\bar{\ell}_3$ correspond to remarkably little curvature: the Gell-Mann-Oakes-Renner formula represents a reasonable first approximation out to values of m_{ud} that exceed the physical value by an order of magnitude.

As emphasized by Stern and collaborators [278–280], the analysis in the framework of χ PT is coherent only if (i) the leading term in the chiral expansion of M_π^2 dominates over the remainder and (ii) the ratio m_s/m_{ud} is close to the value 25.6 that follows from Weinberg’s leading-order formulae. In order to investigate the possibility that one or both of these conditions might fail, the authors proposed a more general framework, referred to as “Generalized χ PT”, which includes χ PT as a special case. The results found on the lattice demonstrate that QCD does satisfy both of the above conditions – in the context of QCD, the proposed generalization of the effective theory does not appear to be needed. There is a modified version, however, referred to as “Resummed χ PT” [281], which is motivated by the possibility that the Zweig rule violating couplings L_4 and L_6 might be larger than expected. The available lattice data do not support this possibility, but they do not rule it out either (see section 5.2.4 for details).

5.2 SU(3) Low-Energy Constants

5.2.1 Quark-mass dependence of pseudoscalar masses and decay constants

In the isospin limit, the relevant SU(3) formulae take the form [56]

$$\begin{aligned}
M_\pi^2 &\stackrel{\text{NLO}}{=} 2B_0 m_{ud} \left\{ 1 + \mu_\pi - \frac{1}{3}\mu_\eta + \frac{B_0}{F_0^2} \left[16m_{ud}(2L_8 - L_5) + 16(m_s + 2m_{ud})(2L_6 - L_4) \right] \right\}, \\
M_K^2 &\stackrel{\text{NLO}}{=} B_0(m_s + m_{ud}) \left\{ 1 + \frac{2}{3}\mu_\eta + \frac{B_0}{F_0^2} \left[8(m_s + m_{ud})(2L_8 - L_5) + 16(m_s + 2m_{ud})(2L_6 - L_4) \right] \right\}, \\
F_\pi &\stackrel{\text{NLO}}{=} F_0 \left\{ 1 - 2\mu_\pi - \mu_K + \frac{B_0}{F_0^2} \left[8m_{ud}L_5 + 8(m_s + 2m_{ud})L_4 \right] \right\}, \\
F_K &\stackrel{\text{NLO}}{=} F_0 \left\{ 1 - \frac{3}{4}\mu_\pi - \frac{3}{2}\mu_K - \frac{3}{4}\mu_\eta + \frac{B_0}{F_0^2} \left[4(m_s + m_{ud})L_5 + 8(m_s + 2m_{ud})L_4 \right] \right\},
\end{aligned} \tag{70}$$

where m_{ud} is the common up and down quark mass (which may be different from the one in the real world), and $B_0 = \Sigma_0/F_0^2$, F_0 denote the condensate parameter and the pseudoscalar decay constant in the SU(3) chiral limit, respectively. In addition, we use the notation

$$\mu_P = \frac{M_P^2}{32\pi^2 F_0^2} \ln\left(\frac{M_P^2}{\mu^2}\right). \tag{71}$$

At the order of the chiral expansion used in these formulae, the quantities μ_π , μ_K , μ_η can equally well be evaluated with the leading-order expressions for the masses,

$$M_\pi^2 \stackrel{\text{LO}}{=} 2B_0 m_{ud}, \quad M_K^2 \stackrel{\text{LO}}{=} B_0(m_s + m_{ud}), \quad M_\eta^2 \stackrel{\text{LO}}{=} \frac{2}{3}B_0(2m_s + m_{ud}). \tag{72}$$

Throughout, L_i denotes the renormalized low-energy constant/coupling (LEC) at scale μ , and we adopt the convention which is standard in phenomenology, $\mu = 770$ MeV. The normalization used for the decay constants is specified in footnote 16.

5.2.2 Charge radius

The SU(3) formula for the slope of the pion vector form factor reads [151]

$$\langle r^2 \rangle_V^\pi \stackrel{\text{LO}}{=} -\frac{1}{32\pi^2 F_0^2} \left\{ 3 + 2 \ln\left(\frac{M_\pi^2}{\mu^2}\right) + \ln\left(\frac{M_K^2}{\mu^2}\right) \right\} + \frac{12L_9}{F_0^2}, \quad (73)$$

while the expression $\langle r^2 \rangle_S^{\text{oct}}$ for the octet part of the scalar radius does not contain any NLO low-energy constant at the one-loop order [151] (cf. 5.1.5 for the situation in SU(2)).

5.2.3 Partially quenched formulae

The term “partially quenched QCD” is used in two ways. For heavy quarks (c, b and sometimes s) it usually means that these flavours are included in the valence sector, but not into the functional determinant. For the light quarks (u, d and sometimes s) it means that they are present in both the valence and the sea sector of the theory, but with different masses (e.g. a series of valence quark masses is evaluated on an ensemble with a fixed sea quark mass).

The program of extending the standard (unitary) SU(3) theory to the (second version of) “partially quenched QCD” has been completed at the two-loop (NNLO) level for masses and decay constants [282]. These formulae tend to be complicated, with the consequence that a state-of-the-art analysis with $O(2000)$ bootstrap samples on $O(20)$ ensembles with $O(5)$ masses each [and hence $O(200'000)$ different fits] will require significant computational resources for the global fits. For an up-to-date summary of recent developments in Chiral Perturbation Theory relevant to lattice QCD we refer to [283].

The theoretical underpinning of how “partial quenching” is to be treated in the (properly extended) chiral framework is given in [284]. Specifically for partially quenched QCD with staggered quarks it is shown that a transfer matrix can be constructed which is not Hermitian but bounded, and can thus be used to construct correlation functions in the usual way.

5.2.4 Lattice determinations

To date, there are three comprehensive SU(3) papers with results based on lattice QCD with $N_f = 2+1$ dynamical flavours [15, 19, 79], and one more with results based on $N_f = 2+1+1$ dynamical flavours [155]. It is an open issue whether the data collected at $m_s \simeq m_s^{\text{phys}}$ allow for an unambiguous determination of SU(3) low-energy constants (cf. the discussion in [79]). To make definite statements one needs data at considerably smaller m_s , and so far only MILC has some [15]. We are aware of a few papers with a result on one SU(3) low-energy constant each [78, 165, 252, 285] which we list for completeness. Some particulars of the computations are listed in Table 17.

Results for the SU(3) low-energy constants of leading order are found in Table 17 and analogous results for some of the effective coupling constants that enter the chiral SU(3) Lagrangian at NLO are collected in Table 18. From PACS-CS [19] only those results are quoted which have been *corrected* for finite-size effects (misleadingly labeled “w/FSE” in their tables). For staggered data our colour-coding rule states that M_π is to be understood as

Ref.	N_f	publication status	chiral extrapolation	continuum extrapolation	finite volume	renormalization	F_0	F/F_0	B/B_0
JLQCD/TWQCD 10[251]	3	A	■	■	■	★	71(3)(8)		
MILC 10	[158]	2+1	C	○	★	★	○	80.3(2.5)(5.4)	
MILC 09A	[37]	2+1	C	○	★	★	○	78.3(1.4)(2.9)	1.104(3)(41)
MILC 09	[15]	2+1	A	○	★	★	○		1.15(5) ⁽⁺¹³⁾ ₍₋₀₃₎
PACS-CS 08	[19]	2+1	A	★	■	■	■	83.8(6.4)	1.078(44)
RBC/UKQCD 08	[79]	2+1	A	○	■	★	★	66.1(5.2)	1.229(59)

Ref.	N_f	publication status	chiral extrapolation	continuum extrapolation	finite volume	renormalization	$\Sigma_0^{1/3}$	Σ/Σ_0
JLQCD/TWQCD 10 [251]	3	A	■	■	■	★	214(6)(24)	1.31(13)(52)
MILC 09A	[37]	2+1	C	○	★	★	○	245(5)(4)(4)
MILC 09	[15]	2+1	A	○	★	★	○	242(9) ⁽⁺⁰⁵⁾ ₍₋₁₇₎ (4)
PACS-CS 08	[19]	2+1	A	★	■	■	■	290(15)
RBC/UKQCD 08	[79]	2+1	A	○	■	★	★	

Table 17: Lattice results for the low-energy constants F_0 , B_0 and $\Sigma_0 \equiv F_0^2 B_0$, which specify the effective SU(3) Lagrangian at leading order (MeV units). The ratios F/F_0 , B/B_0 , Σ/Σ_0 , which compare these with their SU(2) counterparts, indicate the strength of the Zweig-rule violations in these quantities (in the large- N_c limit, they tend to unity). Numbers in slanted fonts are calculated by us, from the information given in the quoted references.

M_π^{RMS} . The rating of [15, 158] is based on the information regarding the RMS masses given in [37].

A graphical summary of the lattice results for the coupling constants L_4 , L_5 , L_6 and L_8 , which determine the masses and the decay constants of the pions and kaons at NLO of the chiral SU(3) expansion, is displayed in Figure 11, along with the two phenomenological determinations quoted in the above tables. The overall consistency seems fairly convincing. In spite of this apparent consistency, there is a point which needs to be clarified as soon as possible. Some collaborations (RBC/UKQCD and PACS-CS) find that they are having difficulties in fitting their partially quenched data to the respective formulas for pion masses above $\simeq 400$ MeV. Evidently, this indicates that the data are stretching the regime of validity

	Ref.	N_f	Publication status	chiral extrapolation	continuum extrapolation	finite volume	$10^3 L_4$	$10^3 L_6$	$10^3(2L_6 - L_4)$
HPQCD 13A	[155]	2+1+1	A	★	★	★	0.09(34)	0.16(20)	0.22(17)
JLQCD/TWQCD 10A	[251]	3	A	■	■	■		0.03(7)(17)	
MILC 10	[158]	2+1	C	○	★	★	-0.08(22) ⁽⁺⁵⁷⁾ ₍₋₃₃₎	-0.02(16) ⁽⁺³³⁾ ₍₋₂₁₎	0.03(24) ⁽⁺³²⁾ ₍₋₂₇₎
MILC 09A	[37]	2+1	C	○	★	★	0.04(13)(4)	0.07(10)(3)	0.10(12)(2)
MILC 09	[15]	2+1	A	○	★	★	0.1(3) ⁽⁺³⁾ ₍₋₁₎	0.2(2) ⁽⁺²⁾ ₍₋₁₎	0.3(1) ⁽⁺²⁾ ₍₋₃₎
PACS-CS 08	[19]	2+1	A	★	■	■	-0.06(10)(-)	0.02(5)(-)	0.10(2)(-)
RBC/UKQCD 08	[79]	2+1	A	○	■	★	0.14(8)(-)	0.07(6)(-)	0.00(4)(-)
Bijnens 11	[283]						0.75(75)	0.29(85)	-0.17(1.86)
Gasser 85	[56]						-0.3(5)	-0.2(3)	-0.1(8)

	Ref.	N_f					$10^3 L_5$	$10^3 L_8$	$10^3(2L_8 - L_5)$
HPQCD 13A	[155]	2+1+1	A	★	★	★	1.19(25)	0.55(15)	-0.10(20)
MILC 10	[158]	2+1	C	○	★	★	0.98(16) ⁽⁺²⁸⁾ ₍₋₄₁₎	0.42(10) ⁽⁺²⁷⁾ ₍₋₂₃₎	-0.15(11) ⁽⁺⁴⁵⁾ ₍₋₁₉₎
MILC 09A	[37]	2+1	C	○	★	★	0.84(12)(36)	0.36(5)(7)	-0.12(8)(21)
MILC 09	[15]	2+1	A	○	★	★	1.4(2) ⁽⁺²⁾ ₍₋₁₎	0.8(1)(1)	0.3(1)(1)
PACS-CS 08	[19]	2+1	A	★	■	■	1.45(7)(-)	0.62(4)(-)	-0.21(3)(-)
RBC/UKQCD 08	[79]	2+1	A	○	■	★	0.87(10)(-)	0.56(4)(-)	0.24(4)(-)
Bijnens 11	[283]						0.58(13)	0.18(18)	-0.22(38)
Gasser 85	[56]						1.4(5)	0.9(3)	0.4(8)

	Ref.	N_f					$10^3 L_5$	$10^3 L_9$	$10^3 L_{10}$
RBC/UKQCD 09	[286]	2+1	A	○	■	○			-5.7(11)(07)
RBC/UKQCD 08A	[252]	2+1	A	○	■	★		3.08(23)(51)	
NPLQCD 06	[165]	2+1	A	○	■	■	1.42(2) ⁽⁺¹⁸⁾ ₍₋₅₄₎		
JLQCD 08A	[285]	2	A	○	■	■			-5.2(2) ⁽⁺⁵⁾ ₍₋₃₎
Bijnens 11	[283]						0.58(13)		
Bijnens 02	[287]							5.93(43)	
Davier 98	[288]								-5.13(19)
Gasser 85	[56]						1.4(5)	6.9(7)	-5.5(7)

Table 18: Low-energy constants that enter the effective SU(3) Lagrangian at NLO (running scale $\mu = 770$ MeV – the values in [15, 37, 56, 155, 158] are evolved accordingly). The MILC 10 entry for L_6 is obtained from their results for $2L_6 - L_4$ and L_4 (and similarly for other entries in slanted fonts). The JLQCD 08A result [which is for $\ell_5(770$ MeV) despite the paper saying $L_{10}(770$ MeV)] has been converted to L_{10} with the standard one-loop formula, assuming that the difference between $\bar{\ell}_5(m_s = m_s^{\text{phys}})$ [needed in the formula] and $\bar{\ell}_5(m_s = \infty)$ [computed by JLQCD] can be ignored.




Figure 11: Low-energy constants that enter the effective SU(3) Lagrangian at NLO. The grey bands and black dots labeled as “our estimate” coincide with the results of MILC 09A [37] for $N_f = 2 + 1$ and HPQCD 13A [155] for $N_f = 2 + 1 + 1$, respectively.

of these formulas. To date it is, however, not clear which subset of the data causes the troubles, whether it is the unitary part extending to too large values of the quark masses or whether it is due to $m^{\text{val}}/m^{\text{sea}}$ differing too much from one. In fact, little is known, in the framework of partially quenched χ PT, about the *shape* of the region of applicability in the m^{val} versus m^{sea} plane for fixed N_f . This point has also been emphasized in [243].

To date only the computations MILC 09A [37] (as an obvious update of MILC 09) and

HPQCD 13A [155] are free of red tags. Since they use different N_f (in the former case $N_f = 2 + 1$, in the latter case $N_f = 2 + 1 + 1$) we stay away from averaging them. Hence the situation remains unsatisfactory in the sense that for each N_f only a single determination of high standing is available. Accordingly, we stay with the recommendation to use the results of MILC 09A [37] and HPQCD 13A [155] for $N_f = 2 + 1$ and $N_f = 2 + 1 + 1$, respectively, as given in Table 18. These numbers are shown as grey bands in Figure 11.

In the large- N_c limit, the Zweig-rule becomes exact, but the quarks have $N_c = 3$. The work done on the lattice is ideally suited to disprove or confirm the approximate validity of this rule for QCD. Two of the coupling constants entering the effective SU(3) Lagrangian at NLO disappear when N_c is sent to infinity: L_4 and L_6 . The upper part of Table 18 and the left panels of Figure 11 show that the lattice results for these are quite coherent. At the scale $\mu = M_\rho$, L_4 and L_6 are consistent with zero, indicating that these constants do approximately obey the Zweig-rule. As mentioned above, the ratios F/F_0 , B/B_0 and Σ/Σ_0 also test the validity of this rule. Their expansion in powers of m_s starts with unity and the contributions of first order in m_s are determined by the constants L_4 and L_6 , but they also contain terms of higher order. Apart from measuring the Zweig-rule violations, an accurate determination of these ratios will thus also allow us to determine the range of m_s where the first few terms of the expansion represent an adequate approximation. Unfortunately, at present, the uncertainties in the lattice data on these ratios are too large to draw conclusions, both concerning the relative size of the subsequent terms in the chiral perturbation series and concerning the magnitude of the Zweig-rule violations. The data seem to confirm the *paramagnetic inequalities* [280], which require $F/F_0 > 1$, $\Sigma/\Sigma_0 > 1$, and it appears that the ratio B/B_0 is also larger than unity, but the numerical results need to be improved before further conclusions can be drawn.

In principle, the matching formulae in [56] can be used to calculate²⁵ the SU(2) couplings \bar{l}_i from the SU(3) couplings L_j . This procedure, however, yields less accurate results than a direct determination within SU(2), as it relies on the expansion in powers of m_s , where the omitted higher-order contributions generate comparatively large uncertainties. We plead with every collaboration performing $N_f = 2 + 1$ simulations to *directly* analyse their data in the SU(2) framework. In practice, lattice simulations are performed at values of m_s close to the physical value and the results are then corrected for the difference of m_s from its physical value. If simulations with more than one value of m_s have been performed, this can be done by interpolation. Alternatively one can use the technique of *reweighting* (for a review see e.g. [289]) to shift m_s to its physical value.

²⁵For instance, for the MILC data this yields $\bar{l}_3 = 3.32(64)(45)$ and $\bar{l}_4 = 4.03(16)(17)$ [37].

6 Kaon B -parameter B_K

6.1 Indirect CP-violation and ϵ_K

The mixing of neutral pseudoscalar mesons plays an important role in the understanding of the physics of CP-violation. In this section we will only focus on $K^0 - \bar{K}^0$ oscillations, which probe the physics of indirect CP-violation. We collect here the basic formulae; for extended reviews on the subject see, among others, Refs. [290–292]. Indirect CP-violation arises in $K_L \rightarrow \pi\pi$ transitions through the decay of the CP = +1 component of K_L into two pions (which are also in a CP = +1 state). Its measure is defined as

$$\epsilon_K = \frac{\mathcal{A}[K_L \rightarrow (\pi\pi)_{I=0}]}{\mathcal{A}[K_S \rightarrow (\pi\pi)_{I=0}]}, \quad (74)$$

with the final state having total isospin zero. The parameter ϵ_K may also be expressed in terms of $K^0 - \bar{K}^0$ oscillations. In particular, to lowest order in the electroweak theory, the contribution to these oscillations arises from so-called box diagrams, in which two W -bosons and two “up-type” quarks (i.e. up, charm, top) are exchanged between the constituent down and strange quarks of the K -mesons. The loop integration of the box diagrams can be performed exactly. In the limit of vanishing external momenta and external quark masses, the result can be identified with an effective four-fermion interaction, expressed in terms of the “effective Hamiltonian”

$$\mathcal{H}_{\text{eff}}^{\Delta S=2} = \frac{G_F^2 M_W^2}{16\pi^2} \mathcal{F}^0 Q^{\Delta S=2} + \text{h.c.} . \quad (75)$$

In this expression, G_F is the Fermi coupling, M_W the W -boson mass, and

$$Q^{\Delta S=2} = [\bar{s}\gamma_\mu(1 - \gamma_5)d][\bar{s}\gamma_\mu(1 - \gamma_5)d] \equiv O_{\text{VV+AA}} - O_{\text{VA+AV}} \quad (76)$$

is a dimension-six, four-fermion operator. The function \mathcal{F}^0 is given by

$$\mathcal{F}^0 = \lambda_c^2 S_0(x_c) + \lambda_t^2 S_0(x_t) + 2\lambda_c\lambda_t S_0(x_c, x_t), \quad (77)$$

where $\lambda_a = V_{as}^* V_{ad}$, and $a = c, t$ denotes a flavour index. The quantities $S_0(x_c)$, $S_0(x_t)$ and $S_0(x_c, x_t)$ with $x_c = m_c^2/M_W^2$, $x_t = m_t^2/M_W^2$ are the Inami-Lim functions [293], which express the basic electroweak loop contributions without QCD corrections. The contribution of the up quark, which is taken to be massless in this approach, has been taken into account by imposing the unitarity constraint $\lambda_u + \lambda_c + \lambda_t = 0$. For future reference we note that the dominant contribution comes from the term $\lambda_t^2 S_0(x_t)$. This factor is proportional to $|V_{cb}|^4$ if one enforces the unitarity of the CKM matrix. The dependence on a high power of V_{cb} is important from a phenomenological point of view because it implies that uncertainties in V_{cb} are magnified when considering ϵ_K .

When strong interactions are included, $\Delta S = 2$ transitions can no longer be discussed at the quark level. Instead, the effective Hamiltonian must be considered between mesonic initial and final states. Since the strong coupling constant is large at typical hadronic scales, the resulting weak matrix element cannot be calculated in perturbation theory. The operator product expansion (OPE) does, however, factorize long- and short-distance effects. For energy scales below the charm threshold, the $K^0 - \bar{K}^0$ transition amplitude of the effective

Hamiltonian can be expressed as

$$\begin{aligned} \langle \bar{K}^0 | \mathcal{H}_{\text{eff}}^{\Delta S=2} | K^0 \rangle &= \frac{G_F^2 M_W^2}{16\pi^2} \left[\lambda_c^2 S_0(x_c) \eta_1 + \lambda_t^2 S_0(x_t) \eta_2 + 2\lambda_c \lambda_t S_0(x_c, x_t) \eta_3 \right] \\ &\times \left(\frac{\bar{g}(\mu)^2}{4\pi} \right)^{-\gamma_0/(2\beta_0)} \exp \left\{ \int_0^{\bar{g}(\mu)} dg \left(\frac{\gamma(g)}{\beta(g)} + \frac{\gamma_0}{\beta_0 g} \right) \right\} \langle \bar{K}^0 | Q_R^{\Delta S=2}(\mu) | K^0 \rangle + \text{h.c.} , \end{aligned} \quad (78)$$

where $\bar{g}(\mu)$ and $Q_R^{\Delta S=2}(\mu)$ are the renormalized gauge coupling and four-fermion operator in some renormalization scheme. The factors η_1, η_2 and η_3 depend on the renormalized coupling \bar{g} , evaluated at the various flavour thresholds m_t, m_b, m_c and M_W , as required by the OPE and RG-running procedure that separates high- and low-energy contributions. Explicit expressions can be found in [291] and references therein, except that η_1 and η_3 have been recently calculated to NNLO in Refs. [294] and [295], respectively. We follow the same conventions for the RG-equations as in Ref. [291]. Thus the Callan-Symanzik function and the anomalous dimension $\gamma(\bar{g})$ of $Q^{\Delta S=2}$ are defined by

$$\frac{d\bar{g}}{d \ln \mu} = \beta(\bar{g}), \quad \frac{dQ_R^{\Delta S=2}}{d \ln \mu} = -\gamma(\bar{g}) Q_R^{\Delta S=2}, \quad (79)$$

with perturbative expansions

$$\begin{aligned} \beta(g) &= -\beta_0 \frac{g^3}{(4\pi)^2} - \beta_1 \frac{g^5}{(4\pi)^4} - \dots \\ \gamma(g) &= \gamma_0 \frac{g^2}{(4\pi)^2} + \gamma_1 \frac{g^4}{(4\pi)^4} + \dots \end{aligned} \quad (80)$$

We stress that β_0, β_1 and γ_0 are universal, i.e. scheme-independent. $K^0 - \bar{K}^0$ mixing is usually considered in the naive dimensional regularization (NDR) scheme of $\overline{\text{MS}}$, and below we specify the perturbative coefficient γ_1 in that scheme:

$$\begin{aligned} \beta_0 &= \left\{ \frac{11}{3} N_c - \frac{2}{3} N_f \right\}, & \beta_1 &= \left\{ \frac{34}{3} N_c^2 - N_f \left(\frac{13}{3} N_c - \frac{1}{N_c} \right) \right\}, \\ \gamma_0 &= \frac{6(N_c - 1)}{N_c}, & \gamma_1 &= \frac{N_c - 1}{2N_c} \left\{ -21 + \frac{57}{N_c} - \frac{19}{3} N_c + \frac{4}{3} N_f \right\}. \end{aligned} \quad (81)$$

Note that for QCD the above expressions must be evaluated for $N_c = 3$ colours, while N_f denotes the number of active quark flavours. As already stated, Eq. (78) is valid at scales below the charm threshold, after all heavier flavours have been integrated out, i.e. $N_f = 3$.

In Eq. (78), the terms proportional to η_1, η_2 and η_3 , multiplied by the contributions containing $\bar{g}(\mu)^2$, correspond to the Wilson coefficient of the OPE, computed in perturbation theory. Its dependence on the renormalization scheme and scale μ is canceled by that of the weak matrix element $\langle \bar{K}^0 | Q_R^{\Delta S=2}(\mu) | K^0 \rangle$. The latter corresponds to the long-distance effects of the effective Hamiltonian and must be computed nonperturbatively. For historical, as well as technical reasons, it is convenient to express it in terms of the B -parameter B_K , defined as

$$B_K(\mu) = \frac{\langle \bar{K}^0 | Q_R^{\Delta S=2}(\mu) | K^0 \rangle}{\frac{8}{3} f_K^2 m_K^2}. \quad (82)$$

The four-quark operator $Q^{\Delta S=2}(\mu)$ is renormalized at scale μ in some regularization scheme, for instance, NDR- $\overline{\text{MS}}$. Assuming that $B_K(\mu)$ and the anomalous dimension $\gamma(g)$ are both

known in that scheme, the renormalization group invariant (RGI) B -parameter \hat{B}_K is related to $B_K(\mu)$ by the exact formula

$$\hat{B}_K = \left(\frac{\bar{g}(\mu)^2}{4\pi} \right)^{-\gamma_0/(2\beta_0)} \exp \left\{ \int_0^{\bar{g}(\mu)} dg \left(\frac{\gamma(g)}{\beta(g)} + \frac{\gamma_0}{\beta_0 g} \right) \right\} B_K(\mu) . \quad (83)$$

At NLO in perturbation theory the above reduces to

$$\hat{B}_K = \left(\frac{\bar{g}(\mu)^2}{4\pi} \right)^{-\gamma_0/(2\beta_0)} \left\{ 1 + \frac{\bar{g}(\mu)^2}{(4\pi)^2} \left[\frac{\beta_1 \gamma_0 - \beta_0 \gamma_1}{2\beta_0^2} \right] \right\} B_K(\mu) . \quad (84)$$

To this order, this is the scale-independent product of all μ -dependent quantities in Eq. (78).

Lattice QCD calculations provide results for $B_K(\mu)$. These results, however, are usually obtained in intermediate schemes other than the continuum $\overline{\text{MS}}$ scheme used to calculate the Wilson coefficients appearing in Eq. (78). Examples of intermediate schemes are the RI/MOM scheme [296] (also dubbed the ‘‘Rome-Southampton method’’) and the Schrödinger functional (SF) scheme [87], which both allow for a nonperturbative renormalization of the four-fermion operator, using an auxiliary lattice simulation. In this way $B_K(\mu)$ can be calculated with percent-level accuracy, as described below.

In order to make contact with phenomenology, however, and in particular to use the results presented above, one must convert from the intermediate scheme to the $\overline{\text{MS}}$ scheme or to the RGI quantity \hat{B}_K . This conversion relies on one or two-loop perturbative matching calculations, the truncation errors in which are, for many recent calculations, the dominant source of error in \hat{B}_K [25, 77, 297–299]. While this scheme-conversion error is not, strictly speaking, an error of the lattice calculation itself, it must be included in results for the quantities of phenomenological interest, namely $B_K(\overline{\text{MS}}, 2 \text{ GeV})$ and \hat{B}_K . We note that this error can be minimized by matching between the intermediate scheme and $\overline{\text{MS}}$ at as large a scale μ as possible (so that the coupling constant which determines the rate of convergence is minimized). Recent calculations have pushed the matching μ up to the range 3–3.5 GeV. This is possible because of the use of nonperturbative RG running determined on the lattice [25, 300]. The Schrödinger functional offers the possibility to run nonperturbatively to scales $\mu \sim M_W$ where the truncation error can be safely neglected. However, so far this has been applied only for two flavours of Wilson quarks [301].

Perturbative truncation errors in Eq. (78) also affect the Wilson coefficients η_1 , η_2 and η_3 . It turns out that the largest uncertainty comes from that in η_1 [294]. Although it is now calculated at NNLO, the series shows poor convergence. The net effect is that the uncertainty in η_1 is larger than that in present lattice calculations of B_K .

The ‘‘master formula’’ for ϵ_K , which connects the experimentally observable quantity ϵ_K to the matrix element of $\mathcal{H}_{\text{eff}}^{\Delta S=2}$, is [292, 302–304]

$$\epsilon_K = \exp(i\phi_\epsilon) \sin(\phi_\epsilon) \left[\frac{\text{Im}[\langle \bar{K}^0 | \mathcal{H}_{\text{eff}}^{\Delta S=2} | K^0 \rangle]}{\Delta m_K} + \rho \frac{\text{Im}(A_0)}{\text{Re}(A_0)} \right] , \quad (85)$$

for λ_u real and positive; the phase of ϵ_K is given by

$$\phi_\epsilon = \arctan \frac{\Delta m_K}{\Delta \Gamma_K / 2} . \quad (86)$$

The quantities $\Delta m_K \equiv m_{K_L} - m_{K_S}$ and $\Delta \Gamma_K \equiv \Gamma_{K_S} - \Gamma_{K_L}$ are the mass- and decay width-differences between long- and short-lived neutral Kaons, while A_0 is the amplitude of the

Kaon decay into a two-pion state with isospin zero. The experimentally measured values of the above quantities are [74]:

$$\begin{aligned}
|\epsilon_K| &= 2.228(11) \times 10^{-3} , \\
\phi_\epsilon &= 43.52(5)^\circ , \\
\Delta m_K &= 3.4839(59) \times 10^{-12} \text{ MeV} , \\
\Delta \Gamma_K &= 7.3382(33) \times 10^{-12} \text{ MeV} .
\end{aligned}
\tag{87}$$

The second term in the square brackets of Eq. (85), has been discussed and estimated, e.g., in Refs. [304, 305]. It can best be thought of as $\xi + (\rho - 1)\xi$, with $\xi = \text{Im}(A_0)/\text{Re}(A_0)$. The ξ term is the contribution of direct CP violation to ϵ_K . Using the estimate of ξ from Ref. [305] (obtained from the experimental value of ϵ'/ϵ) this gives a $\sim -6.0(1.5)\%$ correction.²⁶ The $(\rho - 1)\xi$ term arises from long-distance contributions to the imaginary part of $K^0 - \bar{K}^0$ mixing [304] [contributions which are neglected in Eq. (78)]. Using the estimate $\rho = 0.6 \pm 0.3$ [304], this gives a contribution of about $+2\%$ with large errors. Overall these corrections combine to give a $(4 \pm 2)\%$ reduction in the prediction for ϵ_K . Although this is a small correction, we note that its contribution to the error of ϵ_K is larger than that arising from the value of B_K reported below.

6.2 Lattice computation of B_K

Lattice calculations of B_K are affected by the same systematic effects discussed in previous sections. However, the issue of renormalization merits special attention. The reason is that the multiplicative renormalizability of the relevant operator $Q^{\Delta S=2}$ is lost once the regularized QCD action ceases to be invariant under chiral transformations. For Wilson fermions, $Q^{\Delta S=2}$ mixes with four additional dimension-six operators, which belong to different representations of the chiral group, with mixing coefficients that are finite functions of the gauge coupling. This complicated renormalization pattern was identified as the main source of systematic error in earlier, mostly quenched calculations of B_K with Wilson quarks. It can be bypassed via the implementation of specifically designed methods, which are either based on Ward identities [308] or on a modification of the Wilson quark action, known as twisted-mass QCD [309, 310].

An advantage of staggered fermions is the presence of a remnant $U(1)$ chiral symmetry. However, at nonvanishing lattice spacing, the symmetry among the extra unphysical degrees of freedom (tastes) is broken. As a result, mixing with other dimension-six operators cannot be avoided in the staggered formulation, which complicates the determination of the B -parameter. The effects of the broken taste symmetry are usually treated via an effective field theory, such as staggered Chiral Perturbation Theory (S χ PT).

Fermionic lattice actions based on the Ginsparg-Wilson relation [311] are invariant under the chiral group, and hence four-quark operators such as $Q^{\Delta S=2}$ renormalize multiplicatively. However, depending on the particular formulation of Ginsparg-Wilson fermions, residual chiral symmetry breaking effects may be present in actual calculations. For instance, in the case of domain wall fermions, the finiteness of the extra 5th dimension implies that the decoupling

²⁶A very recent lattice calculation of $\text{Im}(A_2)$ by the RBC/UKQCD collaboration opens up the possibility of a more accurate determination of ξ using the measured value of ϵ' [306, 307]. This lattice calculation uses only a single lattice spacing, so we do not quote the resulting value here, but note that it is consistent with that obtained in Ref. [305], with errors estimated to be significantly smaller.

of modes with different chirality is not exact, which produces a residual nonzero quark mass in the chiral limit. Whether or not a significant mixing with dimension-six operators is induced as well must be investigated on a case-by-case basis.

In this section we focus on recent results for B_K , obtained for $N_f = 2$ and $2+1$ flavours of dynamical quarks. A compilation of results is shown in Table 19 and Fig. 12. An overview of the quality of systematic error studies is represented by the colour coded entries in Table 19. In Appendix B.4 we gather the simulation details and results from different collaborations, the values of the most relevant lattice parameters, and comparative tables on the various estimates of systematic errors.

Some of the groups whose results are listed in Table 19 do not quote results for both $B_K(\overline{\text{MS}}, 2\text{ GeV})$ – which we denote by the shorthand B_K from now on – and \hat{B}_K . This concerns Refs. [312, 313] for $N_f = 2$ and [25, 77] for $2+1$ flavours. In these cases we perform the conversion ourselves by evaluating the proportionality factor in Eq. (84) at $\mu = 2\text{ GeV}$, using the following procedure: For $N_f = 2 + 1$ we use the value $\alpha_s(M_Z) = 0.1184$ from the PDG [74] and run it across the quark thresholds at $m_b = 4.19\text{ GeV}$ and $m_c = 1.27\text{ GeV}$, and then run up in the three-flavour theory to $\mu = 2\text{ GeV}$. All running is done using the four-loop RG β -function. The resulting value of $\alpha_s(2\text{ GeV})$ is then used to evaluate \hat{B}_K/B_K in one-loop perturbation theory, which gives $\hat{B}_K/B_K = 1.369$ in the three-flavour theory.

In two-flavour QCD one can insert the updated nonperturbative estimate for the Λ -parameter by the ALPHA Collaboration [59], i.e. $\Lambda^{(2)} = 310(20)\text{ MeV}$, into the NLO expressions for α_s . The resulting value of the perturbative conversion factor \hat{B}_K/B_K for $N_f = 2$ is then equal to 1.386. However, since the running coupling in the $\overline{\text{MS}}$ scheme enters at several stages in the entire matching and running procedure, it is difficult to use this estimate of α_s consistently without a partial reanalysis of the data in Refs. [312, 313]. We have therefore chosen to apply the conversion factor of 1.369 not only to results obtained for $N_f = 2 + 1$ flavours but also to the two-flavour theory (in cases where only one of \hat{B}_K and B_K are quoted). This is a change from the convention used in the previous edition of the FLAG review [1]. We note that the difference between 1.386 and 1.369 will produce an ambiguity of the order of 1%, which is well below the overall uncertainties in Refs. [312, 313]. We have indicated explicitly in Table 19 in which way the conversion factor 1.369 has been applied to the results of Refs. [25, 77, 312, 313].

Note that in this section the colour code for chiral extrapolations is interpreted differently. We recall that the criteria are:

Chiral extrapolation:

- ★ $M_{\pi,\text{min}} < 200\text{ MeV}$
- $200\text{ MeV} \leq M_{\pi,\text{min}} \leq 400\text{ MeV}$
- $M_{\pi,\text{min}} > 400\text{ MeV}$

Many calculations of B_K employ partially quenched χ PT, and in this case it is the mass of the valence pion which enters in chiral logarithms and leads to the most significant dependence on quark masses. Therefore, whenever a specific calculation employs partially quenched pions, the above colour code is applied with respect to the minimum valence pion mass.²⁷ As before, it is assumed that the chiral extrapolation is done with at least a three-point analysis

²⁷This approach is supported by the results of the calculations using partial quenching (see in particular Refs. [77] and [314]), which find that the dependence on sea-quark masses is weaker than that on the valence-quark masses (which itself is very mild).

– otherwise this will be explicitly mentioned in a footnote. In case of nondegeneracies among the different pion states $M_{\pi,\min}$ stands for a root-mean-squared (RMS) pion mass.

Since the first publication of the FLAG review [1] several new or updated results for the Kaon B -parameter have been reported for $N_f = 2 + 1$, i.e. BMW 11 [300], SWME 11A [299], SWME 13 [315], Laiho 11 [77], and RBC/UKQCD 12 [25]. No new results for two-flavour QCD have appeared recently. There is a first, preliminary calculation with $N_f = 2 + 1 + 1$ [321] from the ETM collaboration. We do not include this result in the following discussion, however, because the interpretation of B_K with active charm involves several subtleties that have yet to be addressed.²⁸ We briefly discuss the main features of the most recent calculations below.

The BMW Collaboration has produced a new result for B_K [300], using their ensembles of HEX-smearred, tree-level $O(a)$ improved Wilson fermions [23]. To this end the four finest lattice spacings, with a ranging from 0.054 – 0.093 fm, are employed. Simulations are performed close to the physical pion mass, or even below that value (for the two largest lattice spacings). The smearing of the link variables results in a significant suppression of the effects of chiral symmetry breaking, since the coefficients multiplying the dimension-six operators of different chirality are found to be very small, in some cases even compatible with zero. The quoted value for \hat{B}_K is obtained from a combined chiral and continuum extrapolation. In order to investigate the systematics associated with the chiral behaviour, several different cuts on the maximum pion mass are performed. Another important ingredient in BMW 11 [300] is the nonperturbative determination of the continuum step scaling function for scales varying between 1.8 and 3.5 GeV. In this way, the perturbative matching to the RGI B -parameter can be performed at $\mu = 3.5$ GeV, a value where perturbation theory at NLO is found to yield a good description of the scale dependence.

The SWME 11, 11A, 13 results [298, 299, 315] are obtained using a mixed action: HYP-smearred valence staggered quarks on the Asqtad improved, rooted staggered MILC ensembles. Compared to the previous edition of the FLAG review [1], one major update is the addition of a fourth, finer, lattice spacing. This allows for a more extensive analysis of the continuum extrapolation, leading to more reliable estimates of the associated error (which is the second-largest error at 1.1%). A second major update, implemented only in SWME 13, is the addition of several ensembles with a range of sea-quark masses allowing a simultaneous extrapolation in a^2 and the sea-quark masses. A third change in SWME 13 is the use of larger volumes. Other updates include the use of correlated fits in the chiral extrapolation, the inclusion of finite-volume corrections in the chiral fits, and a significant reduction in statistical errors due to the use of an order of magnitude more sources on each lattice. The dominant error remains that from the use of one-loop perturbative matching between lattice and $\overline{\text{MS}}$ schemes. This error is estimated conservatively assuming a missing two-loop matching term of size $1 \times \alpha(1/a)^2$, i.e. with no factors of $1/(4\pi)$ included. The other methods for estimating this error described earlier in this review lead to smaller estimates [322]. This procedure is, in this review, deemed conservative enough to merit inclusion in the global average described below. The resulting matching error is 4.4%.

The Laiho 11 result [77] uses a mixed action, with HYP-smearred domain wall valence quarks on the Asqtad MILC ensembles. Compared to the earlier result obtained by this collaboration (Aubin 09 [297]), the main improvement consists in the implementation of an

²⁸For example, the master formula Eq. (85) no longer holds as written because contributions containing two insertions of $\Delta S = 1$ weak Hamiltonians connected by dynamical charm quarks no longer lead to a short-distance $\Delta S = 2$ matrix element.

RI/MOM scheme based on nonexceptional momenta in the nonperturbative renormalization of B_K , as well as the addition of a third lattice spacing. The largest error is still the matching factor between the lattice and $\overline{\text{MS}}$ schemes. This error is 2.4% out of a total quoted error of 2.8%. The present calculation uses five additional ensembles over that of the previous edition of the FLAG review [1], leading to a reduction of the chiral/continuum extrapolation error and to the statistical error.

The RBC/UKQCD Collaboration employ domain wall fermions to determine B_K . The main feature of their latest update, Ref. [25], is the addition of two ensembles with unitary pion masses as low as 171 MeV and a minimum partially quenched pion mass of 143 MeV. In order to keep the numerical effort of simulating near-physical pion masses at a manageable level, the new ensembles are generated at a larger lattice spacing. Moreover, in order to control the larger residual chiral symmetry breaking effects which are incurred on coarser lattices, a modified fermion action, the Dislocation Suppressing Determinant Ratio (DSDR) [323–326], is used in the simulations. As in their earlier publication [314], RBC/UKQCD employ nonperturbative renormalization factors computed for a variety of RI/MOM schemes with nonexceptional momenta. Owing to the addition of ensembles with larger lattice spacing, the matching between lattice regularization and the intermediate RI/MOM schemes is performed at the lower scale of 1.4 GeV. When combined with the nonperturbative determinations of the continuum step scaling functions, the perturbative conversion to the $\overline{\text{MS}}$ or RGI schemes can be done at $\mu = 3$ GeV. The use of near-physical valence pion masses at a spatial volume of $L \approx 4.6$ fm implies a rather small value of $M_{\pi,\text{min}}L \approx 3.3$. However, the entire set of results collected in Refs. [25, 314] comprises several volumes with $L > 2.7$ fm. The combined analysis of all data should allow for a reliable determination of B_K with controlled finite-volume effects. It is noted in Ref. [25] that the inclusion of the lighter pion masses essentially halves the uncertainty in B_K due to the chiral/continuum extrapolation. The largest systematic uncertainty remains the perturbative truncation error of 2.1%. As regards the effects of residual chiral symmetry breaking induced by the finite extent of the 5th dimension in the domain wall fermion formulation, it is noted in Ref. [327] that the mixing of $Q^{\Delta S=2}$ with operators of opposite chirality is negligibly small.

Summarizing the new developments, one must note that the biggest improvements since the previous edition of the FLAG review [1] concern the chiral extrapolation and the issue of renormalization. Ensembles at near-physical pion masses have significantly reduced the uncertainty associated with chiral fits, while nonperturbative running is about to become routine. One must realize that, despite this improvement, perturbative matching is still applied only at moderately large scales. Most collaborations therefore identify the largest uncertainty to arise from neglecting higher orders in the perturbative relation to the RGI or $\overline{\text{MS}}$ schemes.

We now describe our procedure for obtaining global averages. The rules of section 2.1 stipulate that results which are free of red tags and are published in a refereed journal may enter an average. Papers which at the time of writing are still unpublished but are obvious updates of earlier published results can also be taken into account.

In the previous edition of the FLAG review [1] the results by SWME were excluded from the average, since the renormalization factors were estimated in one-loop perturbation theory only. However, in this review such calculations are included as long as the estimate of the matching error is sufficiently conservative. Thus the result of SWME13 [315] (which is an update of the earlier published calculations of Refs. [298, 299]) now qualifies for inclusion, despite the fact that nonperturbative information on the renormalization factors is not avail-

able. Ref. [77], Laiho 11 has appeared only as conference proceedings, but since it extends the study of Ref. [297] it will be included in our average.

Thus, for $N_f = 2 + 1$ our global average is based on the results of BMW 11 [300], SWME 13 [315], Laiho 11 [77] and RBC/UKQCD 12 [25]. Our procedure is as follows: in a first step statistical and systematic errors of each individual result for the RGI B -parameter, \hat{B}_K , are combined in quadrature. Next, a weighted average is computed from the set of results. For the final error estimate we take correlations between different collaborations into account. To this end we note that we consider the statistical and finite-volume errors of SWME 13 and Laiho 11 to be correlated, since both groups use the Asqtad ensembles generated by the MILC Collaboration. Laiho 11 and RBC/UKQCD 12A both use domain wall quarks in the valence sector and also employ similar procedures for the nonperturbative determination of matching factors. Hence, we treat the quoted renormalization and matching uncertainties by the two groups as correlated. After constructing the global covariance matrix according to Schmelling [16], we arrive at

$$N_f = 2 + 1 : \quad \hat{B}_K = 0.7661(99), \quad (88)$$

with a reduced χ^2 -value of 0.387. The error is dominated by systematic uncertainties.²⁹ By applying the NLO conversion factor $\hat{B}_K/B_K^{\overline{\text{MS}}}(2 \text{ GeV}) = 1.369$, this translates into

$$N_f = 2 + 1 : \quad B_K^{\overline{\text{MS}}}(2 \text{ GeV}) = 0.5596(72). \quad (89)$$

Thus, the accuracy of the current global estimate stands at an impressive 1.3%, which represents a significant improvement over the 2.7% uncertainty quoted in the previous edition of the FLAG review ($\hat{B}_K = 0.738(20)$). The two results are, however, completely consistent.

Passing over to describing the results computed for $N_f = 2$ flavours, we note that the situation is unchanged since the publication of the previous edition of the FLAG review [1]. In particular, the result of ETM 10A [313] is the only one which allows for an extensive investigation of systematic uncertainties. In fact, it is the only published $N_f = 2$ calculation involving data computed at three values of the lattice spacing. Being the only result without red tags, it can therefore be identified with the currently best global estimate for two-flavour QCD, i.e.

$$N_f = 2 : \quad \hat{B}_K = 0.729(25)(17), \quad B_K^{\overline{\text{MS}}}(2 \text{ GeV}) = 0.533(18)(12). \quad (90)$$

The result in the $\overline{\text{MS}}$ scheme has been obtained by applying the same conversion factor of 1.369 as in the three-flavour theory.

The grey bands in Fig. 12 represent the global estimates for $N_f = 2$ and $N_f = 2 + 1$. It appears that B_K may be slightly smaller in two-flavour QCD, but in view of the relatively large uncertainty of the $N_f = 2$ result, the difference is hardly significant.

²⁹We can approximately quantify this as follows. A weighted average of BMW 11, Laiho 11 and RBC/UKQCD 12A using only statistical errors gives $\hat{B}_K = 0.7640(33)$. Taking 0.0033 as the total statistical error, a total systematic error of 0.0093 is needed to obtain the combined total error of 0.0099 quoted in the text. (We exclude the SWME 13 result from this calculation as it is only consistent with the other results when its relatively large systematic error is included.) We note that this estimate of the total systematic error is larger than the smallest individual systematic error (0.0084 from BMW 11).

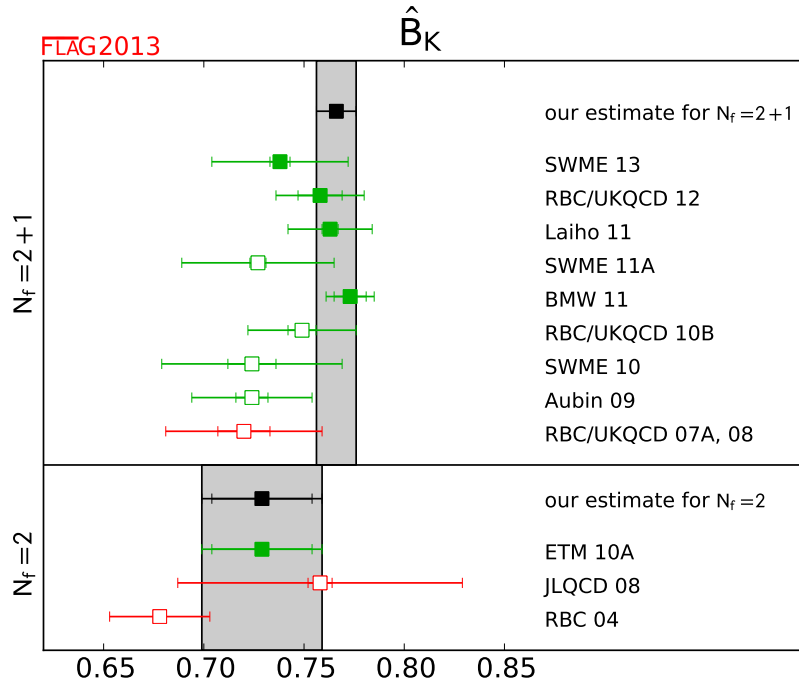


Figure 12: Lattice results for the renormalization group invariant B -parameter (compare Table 19). The black squares and grey bands indicate our global averages (88) and (90). Our $N_f = 2$ estimate coincides with the ETM 10A result. The significance of the colours is explained in section 2.

Collaboration	Ref.	N_f	publication status	continuum extrapolation	chiral extrapolation	finite volume	renormalization	running	$B_K(\overline{\text{MS}}, 2 \text{ GeV})$	\hat{B}_K
SWME 13	[315]	2+1	C	★	○	★	○ [‡]	–	0.539(3)(25)	0.738(5)(34)
RBC/UKQCD 12	[25]	2+1	A	○	★	○	★	<i>a</i>	0.554(8)(14) ¹	0.758(11)(19)
Laiho 11	[77]	2+1	C	★	○	○	★	–	0.5572(28)(150)	0.7628(38)(205) ²
SWME 11A	[299]	2+1	A	★	○	○	○ [‡]	–	0.531(3)(27)	0.727(4)(38)
BMW 11	[300]	2+1	A	★	★	★	★	<i>b</i>	0.5644(59)(58)	0.7727(81)(84)
RBC/UKQCD 10B	[314]	2+1	A	○	○	★	★	<i>c</i>	0.549(5)(26)	0.749(7)(26)
SWME 10	[316]	2+1	A	★	○	○	○	–	0.529(9)(32)	0.724(12)(43)
Aubin 09	[297]	2+1	A	○	○	○	★	–	0.527(6)(21)	0.724(8)(29)
RBC/UKQCD 07A, 08	[79, 317]	2+1	A	■	○	★	★	–	0.524(10)(28)	0.720(13)(37)
HPQCD/UKQCD 06	[318]	2+1	A	■	○*	★	■	–	0.618(18)(135)	0.83(18)
ETM 10A	[313]	2	A	★	○	○	★	<i>d</i>	0.533(18)(12) ¹	0.729(25)(17)
JLQCD 08	[319]	2	A	■	○	■	★	–	0.537(4)(40)	0.758(6)(71)
RBC 04	[312]	2	A	■	■	■ [†]	★	–	0.495(18)	0.678(25) ²
UKQCD 04	[320]	2	A	■	■	■ [†]	■	–	0.49(13)	0.68(18)

[‡] The renormalization is performed using perturbation theory at one loop, with a conservative estimate of the uncertainty.

* This result has been obtained with only two “light” sea quark masses.

[†] These results have been obtained at $(M_\pi L)_{\min} > 4$ in a lattice box with a spatial extension $L < 2$ fm.

a B_K is renormalized non-perturbatively at a scale of 1.4 GeV in two RI/SMOM schemes for $N_f = 3$, and then run to 3 GeV using a non-perturbatively determined step-scaling function. Conversion to $\overline{\text{MS}}$ is at one-loop order at 3 GeV.

b B_K is renormalized and run non-perturbatively to a scale of 3.4 GeV in the RI/MOM scheme. Non-perturbative and NLO perturbative running agrees down to scales of 1.8 GeV within statistical uncertainties of about 2%.

c B_K is renormalized non-perturbatively at a scale of 2 GeV in two RI/SMOM schemes for $N_f = 3$, and then run to 3 GeV using a non-perturbatively determined step-scaling function. Conversion to $\overline{\text{MS}}$ is at one-loop order at 3 GeV.

d B_K is renormalized non-perturbatively at scales $1/a \sim 2 \div 3$ GeV in the $N_f = 2$ RI/MOM scheme. In this scheme, non-perturbative and NLO perturbative running are shown to agree from 4 GeV down to 2 GeV to better than 3% [71, 313].

¹ $B_K(\overline{\text{MS}}, 2 \text{ GeV})$ is obtained from the estimate for \hat{B}_K using the conversion factor 1.369.

² \hat{B}_K is obtained from the estimate for $B_K(\overline{\text{MS}}, 2 \text{ GeV})$ using the conversion factor 1.369.

Table 19: Results for the Kaon B -parameter together with a summary of systematic errors. If information about non-perturbative running is available, this is indicated in the column “running”, with details given at the bottom of the table.

7 D -meson decay constants and form factors

Leptonic and semileptonic decays of charmed D and D_s mesons occur via charged W -boson exchange, and are sensitive probes of $c \rightarrow d$ and $c \rightarrow s$ quark flavour-changing transitions. Given experimental measurements of the branching fractions combined with sufficiently precise theoretical calculations of the hadronic matrix elements, they enable the determination of the CKM matrix elements $|V_{cd}|$ and $|V_{cs}|$ (within the Standard Model) and a precise test of the unitarity of the second row of the CKM matrix. Here we summarize the status of lattice-QCD calculations of the charmed leptonic decay constants and semileptonic form factors. Significant progress has been made in computing $f_{D(s)}$ and the $D \rightarrow \pi(K)\ell\nu$ form factors in the last few years, largely due to the introduction of highly-improved lattice-fermion actions that enable the simulation of c -quarks with the same action as for the u , d , and s -quarks.

The charm-quark methods discussed in this review have been validated in a number of ways. Because several groups use the same action for charm and bottom quarks, tests of charm-quark methods are also relevant for the B -physics results discussed in Sec. 8, and are therefore summarized in the introduction of that section. Finally, we note that we limit our review to results based on modern simulations with reasonably light pion masses (below approximately 500 MeV). This excludes results obtained from the earliest unquenched simulations, which typically had two flavours in the sea, and which were limited to heavier pion masses because of the constraints imposed by the computational resources and methods available at that time.

Following our review of lattice-QCD calculations of $D_{(s)}$ -meson leptonic decay constants and semileptonic form factors, we then interpret our results within the context of the Standard Model. We combine our best-determined values of the hadronic matrix elements with the most recent experimentally-measured branching fractions to obtain $|V_{cd(s)}|$ and test the unitarity of the second row of the CKM matrix.

7.1 Leptonic decay constants f_D and f_{D_s}

In the Standard Model the decay constant $f_{D(s)}$ of a pseudoscalar D or D_s meson is related to the branching ratio for leptonic decays mediated by a W boson through the formula

$$\mathcal{B}(D_{(s)} \rightarrow \ell\nu_\ell) = \frac{G_F^2 |V_{cq}|^2 \tau_{D(s)}}{8\pi} f_{D(s)}^2 m_\ell^2 m_{D(s)} \left(1 - \frac{m_\ell^2}{m_{D(s)}^2}\right)^2, \quad (91)$$

where V_{cd} (V_{cs}) is the appropriate CKM matrix element for a D (D_s) meson. The branching fractions have been experimentally measured by CLEO, Belle and Babar with a precision around 5-6% for the D_s -meson; the uncertainties are twice as large for the Cabibbo suppressed D -meson decay modes [74]. When combined with lattice results for the decay constants, they allow for determinations of $|V_{cs}|$ and $|V_{cd}|$.

In lattice-QCD calculations the decay constants $f_{D(s)}$ are extracted from Euclidean matrix elements of the axial current

$$\langle 0 | A_{cq}^\mu | D_q(p) \rangle = f_{D_q} p_{D_q}^\mu, \quad (92)$$

with $q = d, s$ and $A_{cq}^\mu = \bar{c}\gamma_\mu\gamma_5 q$. Results for $N_f = 2$, $2 + 1$ and $2 + 1 + 1$ dynamical flavours are summarized in Table 20 and Figure 13.

The ETM collaboration has published results for D and D_s meson decay constants with two dynamical flavours, using the twisted-mass fermionic action at maximal twist with the

Collaboration	Ref.	N_f		publication status	continuum extrapolation	chiral extrapolation	finite volume	renormalization/matching	heavy quark treatment	f_D	f_{D_s}	f_{D_s}/f_D
ETM 13F	[154]	2+1+1	C	○	○	○	★	✓		202(8)	242(8)	1.199(25)
FNAL/MILC 13 [∇]	[328]	2+1+1	C	★	★	★	★	✓		212.3(0.3)(1.0)	248.7(0.2)(1.0)	1.1714(10)(25)
FNAL/MILC 12B	[329]	2+1+1	C	★	★	★	★	✓		209.2(3.0)(3.6)	246.4(0.5)(3.6)	1.175(16)(11)
HPQCD 12A	[330]	2+1	A	○	○	★	★	✓		208.3(1.0)(3.3)	246.0(0.7)(3.5)	1.187(4)(12)
FNAL/MILC 11	[331]	2+1	A	○	○	★	○	✓		218.9(11.3)	260.1(10.8)	1.188(25)
PACS-CS 11	[332]	2+1	A	■	★	■	○	✓		226(6)(1)(5)	257(2)(1)(5)	1.14(3)
HPQCD 10A	[94]	2+1	A	★	○	★	★	✓		213(4)*	248.0(2.5)	
HPQCD/UKQCD 07	[164]	2+1	A	★	○	★	★	✓		207(4)	241 (3)	1.164(11)
FNAL/MILC 05	[333]	2+1	A	○	○	★	○	✓		201(3)(17)	249(3)(16)	1.24(1)(7)
ETM 13B [□]	[334]	2	P	★	○	★	★	✓		208(7)	250(7)	1.20(2)
ETM 11A	[335]	2	A	★	○	★	★	✓		212(8)	248(6)	1.17(5)
ETM 09	[168]	2	A	○	○	★	★	✓		197(9)	244(8)	1.24(3)

[∇] Update of FNAL/MILC 12B.

* This result is obtained by using the central value for f_{D_s}/f_D from HPQCD/UKQCD 07 and increasing the error to account for the effects from the change in the physical value of r_1 .

[□] Update of ETM 11A and ETM 09.

Table 20: Decay constants of the D and D_s mesons (in MeV) and their ratio.

tree-level improved Symanzik gauge action. In this setup the decay constants can be extracted from an absolutely normalized current and they are automatically $\mathcal{O}(a)$ improved. In ETM 09 three lattice spacings between 0.1 and 0.07 fm are considered with pion masses down to 270 MeV. Heavy meson χ PT formulae plus terms linear in a^2 have been used for the continuum/chiral extrapolations, which have been performed in two different ways in order to estimate systematic effects. In the first approach $f_{D_s}\sqrt{m_{D_s}}$ and $\frac{f_{D_s}\sqrt{m_{D_s}}}{f_D\sqrt{m_D}}$ are fitted, whereas in the second case the ratios $\frac{f_{D_s}\sqrt{m_{D_s}}}{f_K}$ and $\frac{f_{D_s}\sqrt{m_{D_s}}}{f_K} \times \frac{f_\pi}{f_D\sqrt{m_D}}$ are analysed. As expected, the pion-mass dependence of $f_{D_s}\sqrt{m_{D_s}}$ turns out to be very mild. In addition the double ratio $\frac{f_{D_s}\sqrt{m_{D_s}}}{f_K} \times \frac{f_\pi}{f_D\sqrt{m_D}}$ shows little dependence on the pion mass as well as on the lattice spacing. Cutoff effects on the contrary are rather large on the decay constants, with the difference between the physical-mass result at the finest lattice spacing and in the continuum being approximately 5%. ETM 11A contains an update of the results in ETM 09 obtained by enlarging the statistics on some of the ensembles and by including a finer lattice resolution with $a \approx 0.054$ fm, which implies a reduction of cutoff effects by a factor two. Moreover in ETM 11A the continuum extrapolations are performed after interpolating the results at

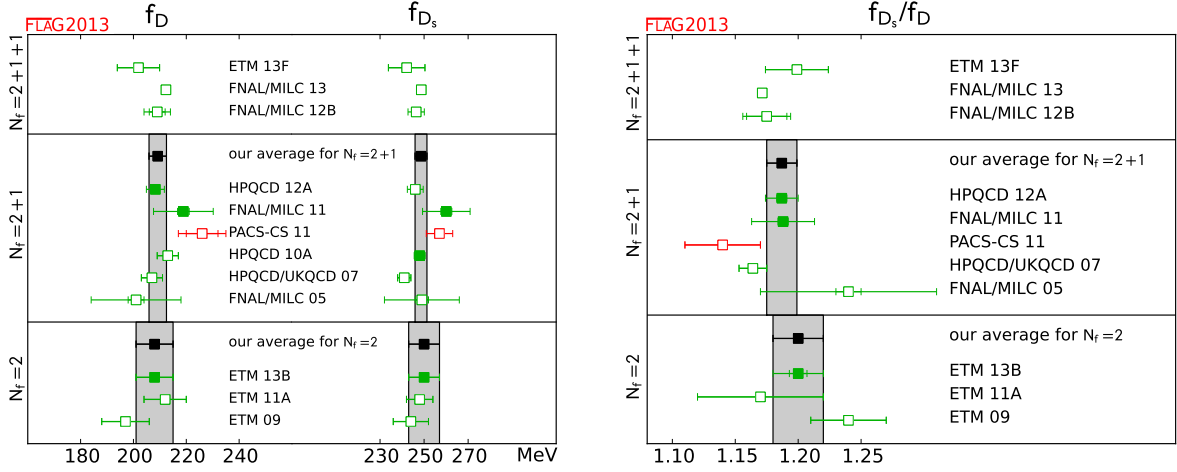


Figure 13: Decay constants of the D and D_s mesons [values in Table 20 and Eqs. (93), (94)]. The significance of the colours is explained in section 2. The black squares and grey bands indicate our averages. Errors in FNAL/MILC 13 are smaller than the symbols.

different lattice spacings to fixed values of the heavy-quark mass. In the case of the SU(3) breaking ratio f_{D_s}/f_D , the uncertainty associated with the chiral extrapolation is estimated by comparing fits either following heavy meson χ PT or assuming a simple linear dependence on the light-quark mass. These results have been further updated in ETM 13B [334] by using optimized smearing interpolating fields in order to suppress excited states contributions and by changing the chiral extrapolation. The ensembles used are the same as in ETM 11A. Values at the physical point are obtained by first extrapolating $f_{D_s}\sqrt{m_{D_s}}$ linearly in m_l^2 and in a^2 and then by extrapolating the double ratio $(f_{D_s}/f_D)/(f_K/f_\pi)$ using HM χ PT. The value of f_K/f_π is taken from the $N_f = 2 + 1$ average in [1], in order to avoid correlations with estimates obtained by the ETM collaboration.

As results from just one collaboration exist in the literature, the $N_f = 2$ averages are simply given by the values in ETM 13B, which read

$$N_f = 2 : f_D = (208 \pm 7) \text{ MeV}, \quad f_{D_s} = (250 \pm 7) \text{ MeV}, \quad \frac{f_{D_s}}{f_D} = 1.20 \pm 0.02. \quad (93)$$

The ALPHA Collaboration presented preliminary results on $f_{D(s)}$ with two dynamical flavours at the Lattice 2013 Conference [336]. The proceedings however appeared after the deadline for consideration in this review and therefore are not discussed here.

Several collaborations have produced results with $N_f = 2 + 1$ dynamical flavours. The most precise determinations come from a sequence of publications by HPQCD/UKQCD [94, 164, 330]. In all cases configurations generated by MILC with Asqtad rooted staggered quarks in the sea and a one-loop tadpole improved Symanzik gauge action have been analysed (see [15] and references therein). The main differences are in the ensembles utilized and in the absolute scale setting. The relative scale is always set through r_1 derived from the static quark-antiquark potential.

In HPQCD/UKQCD 07 [164] three lattice spacings, $a \approx 0.15, 0.12$ and 0.09 fm, with RMS pion masses between 542 and 329 MeV, have been considered. This gives rather large values for the charm-quark mass in lattice units, $0.43 < am_c < 0.85$, and indeed lattice

artifacts are estimated to be the second largest systematic uncertainty in the computation. The main systematic error is resulting from the absolute scale setting, which had previously been performed through the Υ spectrum, using NRQCD for the b quark. The estimate reads $r_1 = 0.321(5)$ fm.

In 2010, HPQCD obtained a more precise determination of $r_1 = 0.3133(23)$, based on several different physical inputs (including f_π , f_K and the Υ spectrum) and improved continuum limit extrapolations. It is worth noting that the new r_1 is about 1.5σ lower than the older value. The publications HPQCD 10A [94] and HPCQD 12A [330] update the computations of f_{D_s} and f_D , respectively, using the new scale determination. These results enter our final averages. The change in the scale requires a retuning of the bare quark masses and a change in the conversion of dimensionless quantities, measured in units of r_1 , to physical ones, measured in MeV.

In HPQCD 10A, f_{D_s} is calculated on ensembles with $a \approx 0.06$ and 0.045 fm and with RMS pion masses ranging between 542 and 258 MeV. The chiral and continuum extrapolations have been performed simultaneously by employing polynomials quadratic in the sea-quark mass $\delta_q = \frac{m_{q,sea} - m_{q,phys}}{m_{q,phys}}$, with $q = s, l$, and through the eighth power of the charm-quark mass, including cross terms of the form $\delta_q(am_c)^n$. The valence strange- and charm-quark masses are fixed to their physical values obtained from matching to the η_s and η_c masses. The fits are robust against variations, such as the exclusion of ensembles with the coarsest and finest lattice spacings, or a change in the functional form such that terms up to $(am_c)^4$ only are kept. The largest source of uncertainty in HPQCD 10A still comes from the value of r_1 and it amounts to 0.6%. The published error includes a 0.1% contribution coming from an estimate of electromagnetic effects obtained using a potential model.

The process of switching to the improved determination of r_1 is finally completed in HPQCD 12A [330], where new values of f_D and the ratio f_{D_s}/f_D are reported. The statistics is enlarged at the $a \approx 0.12$ fm and $a \approx 0.09$ fm lattices and for the latter a more chiral point, with light-quark masses halved with respect to HPQCD/UKQCD 07, is added. The three-point function for $D \rightarrow \pi$ at zero recoil momentum (calculated for a different project) is used to perform simultaneous fits to two- and three-point functions. This turns out to be beneficial in reducing the statistical errors on the hadron masses and decay constant matrix elements. Chiral and continuum extrapolations are carried out at the same time adopting partially quenched heavy meson χ PT augmented by $(am_c)^2$ and $(am_c)^4$ terms. Given the rather large values of am_c between 0.4 and 0.6, the continuum extrapolation gives the largest systematical uncertainty, amounting to roughly 1% out of the total 1.7% and 1.1% total errors on f_D and on f_{D_s}/f_D respectively. Finally, the HPQCD collaboration also calculates the ratio $f_+^{D \rightarrow \pi}(0)/f_D$ using the result for the semileptonic form factor from [337] and find good agreement with the experimental ratio which is independent of $|V_{cd}|$. Summarizing the computations by HPQCD: concerning f_D , HPQCD 12A supersedes HPQCD/UKQCD 07 and HPQCD 10A because of the more chiral points considered but does not supersede HPQCD 10A for f_{D_s} as finer resolutions are included in the latter, which contains the collaboration's most precise result for the D_s meson decay constant.

The PACS-CS Collaboration published in 2011 a computation of the D and D_s decay constants with 2+1 flavours of nonperturbatively $\mathcal{O}(a)$ improved Wilson fermions and the Iwasaki gauge action [332]. For the charm quark the Tsukuba heavy quark action is used. The parameters in the action and the renormalization constants of the charm-light and charm-strange axial currents are computed in a mixed setup, partly nonperturbatively (typically the

massless contribution) and partly relying on one-loop perturbation theory, see Appendix A for details. This leaves residual cutoff and matching effects of $\mathcal{O}(\alpha_s^2 a \Lambda_{QCD}, (a\Lambda)^2, \alpha_s^2)$ in the computation, which, in addition is carried out at one value of the lattice spacing only ($a \approx 0.09$ fm). Quark masses are quite low, yielding $m_\pi = 152(6)$ MeV and the ensemble is reweighted to the physical point using the technique in [20]. However, measurements are performed on only one set of configurations with $L/a = 32$, such that $m_\pi L$ is around 2.2. For this reason, and for the limitation to a single lattice spacing, the PACS-CS 11 results do not enter our averages.

The Fermilab Lattice and MILC collaborations have presented several computations of $D_{(s)}$ meson decay constants with $2 + 1$ flavours of dynamical quarks [331, 333]. Their first published results are in Ref. [333] (FNAL/MILC 05), which were later updated and superseded in Ref. [331] (FNAL/MILC 11). The MILC Asqtad ensembles, as for the HPQCD results, have been used in both cases. For the charm quark the Fermilab action is adopted, with mostly nonperturbative (mNPR) renormalization of the axial currents (see Appendix A for details). In FNAL/MILC 05 three lattice spacings with $a \approx 0.18, 0.12$ and 0.09 fm, according to the original estimate $r_1 = 0.321(5)$ fm, have been considered. RMS pion masses are slightly larger than 400 MeV. Chiral and continuum extrapolations are performed at the same time by using the χ PT expressions at NLO for staggered quarks. Discretization effects and the chiral fits are the largest sources of systematic errors in f_D and in f_{D_s} , each effect being responsible for a systematic between 4% and 6%. Cutoff effects are significantly smaller in the ratio f_{D_s}/f_D , whose systematic uncertainty (around 5%) is dominated by the chiral extrapolation.

These uncertainties are reduced in FNAL/MILC 11. The same setup concerning lattice actions and renormalization is used as in FNAL/MILC 05 but lighter pion masses (down to 320 MeV for the RMS values) are included in the analysis and the extremely coarse 0.18 fm ensembles are replaced by finer 0.15 fm ones. The scale is set through $r_1 = 0.3120(22)$ fm, as obtained from an average of previous MILC and HPQCD determinations. One-loop rooted staggered partially quenched χ PT plus leading order in the heavy-quark expansion formulae are used for the chiral and continuum extrapolations. The expressions parameterize also the effects of hyperfine and flavour splittings. Discretization effects are estimated using a combination of heavy-quark and Symanzik effective theories to be around 3% for $f_{D_{(s)}}$ and negligible for the ratio. At this level of accuracy the truncation errors in the small correction factor inherent in the mNPR method are not negligible anymore; the authors conservatively estimate the two-loop and higher-order perturbative truncation errors to the full size of the known one-loop term, i.e. roughly 1% for the decay constants.

As shown in Table 20 the $N_f = 2 + 1$ computations which fulfill our quality criteria and can enter the averages are HPCQD 12A and FNAL/MILC 11 for f_D and the SU(3) breaking ratio f_{D_s}/f_D , and HPQCD 10A and FNAL/MILC 11 for f_{D_s} . Because FNAL/MILC and HPQCD use a largely overlapping set of configurations, we treat the statistical errors as 100% correlated and finally quote

$$N_f = 2 + 1 : f_D = (209.2 \pm 3.3) \text{ MeV}, f_{D_s} = (248.6 \pm 2.7) \text{ MeV}, \frac{f_{D_s}}{f_D} = 1.187 \pm 0.012. \quad (94)$$

The first computation of f_D and f_{D_s} with $N_f = 2 + 1 + 1$ sea quarks is presented in Ref. [329] (FNAL/MILC 12B), published as a proceeding contribution to the Lattice 2012 Conference. The calculation is performed on configurations generated by the MILC Collaboration using HISQ sea quarks and a one-loop tadpole improved Symanzik gauge action [249]. Light, strange and charm valence quarks are also in the HISQ regularization. Four lattice resolutions in the

range $a \approx 0.15 - 0.06$ fm are considered. RMS pion masses vary between 306 and 144 MeV and include ensembles at each lattice spacing with Goldstone pions at the physical point. The dominant systematic uncertainties are due to the scale setting (through f_π) and the continuum extrapolation, and they are both estimated to be at the percent level. The results have been updated in FNAL/MILC 13 [328]. New measurements at the finest lattice spacing have been included in the analysis and the statistics have been significantly increased in each ensemble. In addition, heavy-meson, rooted, all-staggered chiral perturbation theory (HMrAS χ PT), as introduced in Ref. [338] to treat both the light and charm quarks as staggered, has been used at NLO in performing chiral and continuum extrapolations. The configurations used in these computations have been generated using both the RHMC and the RHMD algorithms. The latter is an inexact algorithm, where the accept/reject step at the end of the molecular-dynamics trajectory is skipped. In Ref. [249] results for the plaquette, the bare fermion condensates and a few meson masses, using both algorithms, are compared and found to agree within statistical uncertainties.

The ETM collaboration has also reported results with $2 + 1 + 1$ dynamical flavours at the Lattice 2013 Conference [154]. The configurations have been generated using the Iwasaki action in the gauge and the Wilson twisted mass action for sea quarks. The charm and strange valence quarks are discretized as Osterwalder-Seiler fermions [339]. Three different lattice spacings in the range $0.09 - 0.06$ fm have been analysed with pion masses as low as 210 MeV in lattices of linear spatial extent of about 2.5 to 3 fm. As in the $N_f = 2$ computation in ETM 13B, the chiral and continuum extrapolations are performed first for f_{D_s} , including terms linear and quadratic in m_l and one term linear in a^2 in the parameterization, and then for the double ratio $(f_{D_s}/f_D)/(f_K/f_\pi)$ using continuum HM χ PT. The main systematic uncertainties are due to the continuum and chiral extrapolation for f_{D_s} and to the error on f_K/f_π , which is also provided in these proceedings and discussed in Sec. 4 of this review, for f_D .

As a final remark, since the accuracy of the lattice determinations of the D meson decay constant is rapidly improving, it will become important in the future, especially when comparing to experimental numbers, to distinguish between f_{D^+} and the average of f_{D^+} and f_{D^0} . The current status is summarized as follows: FNAL/MILC results concern f_{D^+} , whereas HPQCD, PACS-CS and ETMC numbers correspond to the average of the decay constants for D^+ and D^0 .

7.2 Semileptonic form factors for $D \rightarrow \pi \ell \nu$ and $D \rightarrow K \ell \nu$

The form factors for semileptonic $D \rightarrow \pi \ell \nu$ and $D \rightarrow K \ell \nu$ decay, when combined with experimental measurements of the decay widths, enable determinations of the CKM matrix elements $|V_{cd}|$ and $|V_{cs}|$ via:

$$\frac{d\Gamma(D \rightarrow P \ell \nu)}{dq^2} = \frac{G_F^2 |V_{cx}|^2}{24\pi^3} \frac{(q^2 - m_\ell^2)^2 \sqrt{E_P^2 - m_P^2}}{q^4 m_D^2} \left[\left(1 + \frac{m_\ell^2}{2q^2}\right) m_D^2 (E_P^2 - m_P^2) |f_+(q^2)|^2 + \frac{3m_\ell^2}{8q^2} (m_D^2 - m_P^2)^2 |f_0(q^2)|^2 \right], \quad (95)$$

where $x = d, s$ is the daughter light quark, $P = \pi, K$ is the daughter light pseudoscalar meson, and $q = (p_D - p_P)$ is the momentum of the outgoing lepton pair. The vector and scalar form factors $f_+(q^2)$ and $f_0(q^2)$ parameterize the hadronic matrix element of the heavy-to-light

quark flavour-changing vector current $V_\mu = i\bar{x}\gamma_\mu c$:

$$\langle P|V_\mu|D\rangle = f_+(q^2) \left(p_{D\mu} + p_{P\mu} - \frac{m_D^2 - m_P^2}{q^2} q_\mu \right) + f_0(q^2) \frac{m_D^2 - m_P^2}{q^2} q_\mu, \quad (96)$$

and satisfy the kinematic constraint $f_+(0) = f_0(0)$ at zero momentum-transfer. Because the contribution to the decay width from the scalar form factor is proportional to m_ℓ^2 , it can be neglected for $\ell = e, \mu$, and Eq. (95) simplifies to

$$\frac{d\Gamma(D \rightarrow P\ell\nu)}{dq^2} = \frac{G_F^2}{24\pi^3} |\vec{p}_P|^3 |V_{cx}|^2 |f_+^{DP}(q^2)|^2. \quad (97)$$

In practice, most lattice-QCD calculations of $D \rightarrow \pi\ell\nu$ and $D \rightarrow K\ell\nu$ focus on providing the value of the vector form factor at a single value of the momentum transfer, $f_+(q^2 = 0)$, which is sufficient to obtain $|V_{cd}|$ and $|V_{cs}|$. Because the decay rate cannot be measured directly at zero momentum transfer, comparison of these lattice-QCD results with experiment requires a slight extrapolation of the experimental measurement. Some lattice-QCD calculations also provide determinations of the $D \rightarrow \pi\ell\nu$ and $D \rightarrow K\ell\nu$ form factors over the full kinematic range $0 < q^2 < q_{\max}^2 = (m_D - m_P)^2$, thereby allowing a comparison of the shapes of the lattice simulation and experimental data. This nontrivial test in the D system provides a strong check of lattice-QCD methods that are also used in the B -meson system.

Lattice-QCD calculations of the $D \rightarrow \pi\ell\nu$ and $D \rightarrow K\ell\nu$ form factors typically use the same light-quark and charm-quark actions as those of the leptonic decay constants f_D and f_{D_s} . Therefore many of the same issues arise, e.g. chiral extrapolation of the light-quark mass(es) to the physical point and discretization errors from the charm quark, and matching the lattice weak operator to the continuum, as discussed in the previous section. Two strategies have been adopted to eliminate the need to renormalize the heavy-light vector current in recent calculations of $D \rightarrow \pi\ell\nu$ and $D \rightarrow K\ell\nu$, both of which can be applied to simulations in which the same relativistic action is used for the light (u, d, s) and charm quarks. The first method was proposed by Bećirević and Haas in Ref. [340], and introduces double-ratios of lattice three-point correlation functions in which the vector current renormalization cancels. Discretization errors in the double ratio are of $\mathcal{O}((am_h)^2)$ provided that the vector-current matrix elements are $\mathcal{O}(a)$ improved. The vector and scalar form factors $f_+(q^2)$ and $f_0(q^2)$ are obtained by taking suitable linear combinations of these double ratios. The second method was introduced by the HPQCD Collaboration in Ref. [341]. In this case, the quantity $(m_c - m_x)\langle P|S|D\rangle$, where m_x and m_c are the bare lattice quark masses and $S = \bar{x}c$ is the lattice scalar current, does not get renormalized. The desired form factor at zero momentum transfer can be obtained by (i) using a Ward identity to relate the matrix element of the vector current to that of the scalar current, and (ii) taking advantage of the kinematic identity at zero momentum transfer $f_+(0) = f_0(0)$, such that $f_+(q^2 = 0) = (m_c - m_x)\langle P|S|D\rangle / (m_D^2 - m_P^2)$.

Additional complications enter for semileptonic decay matrix elements due to the nonzero momentum of the outgoing pion or kaon. Both statistical errors and discretization errors increase at larger momenta, so results for the lattice form factors are most precise at q_{\max}^2 . However, because lattice calculations are performed in a finite spatial volume, the pion or kaon three-momentum can only take discrete values in units of $2\pi/L$ when periodic boundary conditions are used. For typical box sizes in recent lattice D - and B -meson form-factor calculations, $L \sim 2.5\text{--}3$ fm; thus the smallest nonzero momentum in most of these analyses ranges from $p_P \equiv |\vec{p}_P| \sim 400\text{--}500$ MeV. The largest momentum in lattice heavy-light form-factor calculations is typically restricted to $p_P \leq 4\pi/L$. For $D \rightarrow \pi\ell\nu$ and $D \rightarrow K\ell\nu$, $q^2 = 0$

corresponds to $p_\pi \sim 940$ MeV and $p_K \sim 1$ GeV, respectively, and the full recoil-momentum region is within the range of accessible lattice momenta.³⁰ Therefore the interpolation to $q^2 = 0$ is relatively insensitive to the fit function used to parameterize the momentum dependence, and the associated systematic uncertainty in $f_+(0)$ is small. In contrast, determinations of the form-factor shape can depend strongly on the parameterization of the momentum dependence, and the systematic uncertainty due to the choice of model function is often difficult to quantify. This is becoming relevant for $D \rightarrow \pi\ell\nu$ and $D \rightarrow K\ell\nu$ decays as collaborations are beginning to present results for $f_+(q^2)$ and $f_0(q^2)$ over the full kinematic range. The parameterization of the form-factor shape is even more important for semileptonic B decays, for which the momentum range needed to connect to experiment is often far from q_{max}^2 .

A class of functions based on general field-theory properties, known as z -expansions, has been introduced to allow model-independent parameterizations of the q^2 dependence of semileptonic form factors over the entire kinematic range (see, e.g., Refs. [348, 349]). The use of such functions is now standard for the analysis of $B \rightarrow \pi\ell\nu$ transitions and the determination of $|V_{ub}|$ [125, 350–352]; we therefore discuss approaches for parameterizing the q^2 dependence of semileptonic form factors, including z -expansions, in Sec. 8.3. Here we briefly summarize the aspects most relevant to calculations of $D \rightarrow \pi\ell\nu$ and $D \rightarrow K\ell\nu$. In general, all semileptonic form factors can be expressed as a series expansion in powers of z^n times an overall multiplicative function that accounts for any sub-threshold poles and branch cuts, where the new variable z is a nonlinear function of q^2 . The series coefficients a_n depend upon the physical process (as well as the choice of the prefactors), and can only be determined empirically by fits to lattice or experimental data. Unitarity establishes strict upper bounds on the size of the a_n 's, while guidance from heavy-quark power counting provides even tighter constraints. Recently the HPQCD Collaboration introduced a variation on this approach, which they refer to as a “modified z -expansion,” that they use to simultaneously extrapolate their lattice simulation data to the physical light-quark masses and the continuum limit, and to interpolate/extrapolate their lattice data in q^2 . They do so by allowing the coefficients a_n to depend on the light-quark masses, squared lattice spacing, and, in some cases the charm-quark mass and pion or kaon energy. Because the modified z -expansion is not derived from an underlying effective field theory, there are several potential concerns with this approach that have yet to be studied in the literature. The most significant is that there is no theoretical derivation relating the coefficients of the modified z -expansion to those of the physical coefficients measured in experiment; it therefore introduces an unquantified model dependence in the form-factor shape. Further, if Bayesian methods are used to constrain the parameters of the modified z -expansion, there is no *a priori* way to obtain priors for their natural size. The “modified” z -expansion is now being utilized by collaborations other than HPQCD and for quantities other than $D \rightarrow \pi\ell\nu$ and $D \rightarrow K\ell\nu$ [353, 354]. We advise treating results that utilize the “modified” z -expansion to obtain form-factor shapes and CKM matrix elements with caution, however, since the systematics of this approach warrant further study.

³⁰This situation differs from that of calculations of the $K \rightarrow \pi\ell\nu$ form factor, where the physical pion recoil momenta are smaller than $2\pi/L$. For $K \rightarrow \pi\ell\nu$ it is now standard to use nonperiodic (“twisted”) boundary conditions [342, 343] to simulate directly at $q^2 = 0$; see Sec. 4.3. Some collaborations have also begun to use twisted boundary conditions for D decays [344–347].

7.2.1 Results for $f_+(0)$

We now review the status of lattice calculations of the $D \rightarrow \pi \ell \nu$ and $D \rightarrow K \ell \nu$ form factors at $q^2 = 0$. As in the first version of this review, although we also describe ongoing calculations of the form-factor shapes, we do not rate these calculations.

The most advanced $N_f = 2$ lattice-QCD calculation of the $D \rightarrow \pi \ell \nu$ and $D \rightarrow K \ell \nu$ form factors is by the ETM Collaboration [344]. This still preliminary work uses the twisted-mass Wilson action for both the light and charm quarks, with three lattice spacings down to $a \approx 0.068$ fm and (charged) pion masses down to $m_\pi \approx 270$ MeV. The calculation employs the ratio method of Ref. [340] to avoid the need to renormalize the vector current, and extrapolates to the physical light-quark masses using $SU(2)$ heavy-light meson χ PT formulated for twisted-mass fermions. ETM simulate with nonperiodic boundary conditions for the valence quarks to access arbitrary momentum values over the full physical q^2 range, and interpolate to $q^2 = 0$ using the Bećirević-Kaidalov ansatz [355]. The statistical errors in $f_+^{D\pi}(0)$ and $f_+^{DK}(0)$ are 9% and 7%, respectively, and lead to rather large systematic uncertainties in the fits to the light-quark mass and energy dependence (7% and 5%, respectively). Another significant source of uncertainty is from discretization errors (5% and 3%, respectively). On the finest lattice spacing used in this analysis $am_c \sim 0.17$, so $\mathcal{O}((am_c)^2)$ cutoff errors are expected to be about 5%. This can be reduced by including the existing $N_f = 2$ twisted-mass ensembles with $a \approx 0.051$ fm discussed in Ref. [240]. Work is in progress by the ETM Collaboration to compute $f_+^{D\pi}(0)$ and $f_+^{DK}(0)$ using the same methods on the $N_f = 2 + 1 + 1$ twisted-mass Wilson lattices [98]. This calculation will include dynamical charm-quark effects and use three lattice spacings down to $a \approx 0.06$ fm.

The first published $N_f = 2+1$ lattice-QCD calculation of the $D \rightarrow \pi \ell \nu$ and $D \rightarrow K \ell \nu$ form factors is by the Fermilab Lattice, MILC, and HPQCD Collaborations [356]. (Because only two of the authors of this work are in HPQCD, and to distinguish it from other more recent works on the same topic by HPQCD, we hereafter refer to this work as “FNAL/MILC.”) This work uses Asqtad-improved staggered sea quarks and light (u, d, s) valence quarks and the Fermilab action for the charm quarks, with a single lattice spacing of $a \approx 0.12$ fm. At this lattice spacing, the staggered taste splittings are still fairly large, and the minimum RMS pion mass is ≈ 510 MeV. This calculation renormalizes the vector current using a mostly nonperturbative approach, such that the perturbative truncation error is expected to be negligible compared to other systematics. The Fermilab Lattice and MILC Collaborations present results for the $D \rightarrow \pi \ell \nu$ and $D \rightarrow K \ell \nu$ semileptonic form factors over the full kinematic range, rather than just at zero momentum transfer. In fact, the publication of this result predated the precise measurements of the $D \rightarrow K \ell \nu$ decay width by the FOCUS [357] and Belle experiments [358], and predicted the shape of $f_+^{DK}(q^2)$ quite accurately. This bolsters confidence in calculations of the B -meson semileptonic decay form factors using the same methodology. Work is in progress [359] to reduce both the statistical and systematic errors in $f_+^{D\pi}(q^2)$ and $f_+^{DK}(q^2)$ through increasing the number of configurations analysed, simulating with lighter pions, and adding lattice spacings as fine as $a \approx 0.045$ fm. In parallel, the Fermilab Lattice and MILC collaborations are initiating a new calculation of $D \rightarrow \pi \ell \nu$ and $D \rightarrow K \ell \nu$ using the HISQ action for all valence and sea quarks [360]; this calculation will focus on obtaining the form factors at zero momentum transfer using the scalar form-factor method [341] to avoid the need for current renormalization and (partially) twisted boundary conditions [343, 361] to simulate directly at $q^2 = 0$.

The most precise published calculations of the $D \rightarrow \pi \ell \nu$ [337] and $D \rightarrow K \ell \nu$ [341] form

Collaboration	Ref.	N_f	publication status	continuum extrapolation	chiral extrapolation	finite volume	renormalization	heavy-quark treatment	$f_+^{D\pi}(0)$	$f_+^{DK}(0)$
HPQCD 11	[337]	2+1	A	○	○	★	★	✓	0.666(29)	
HPQCD 10B	[341]	2+1	A	○	○	★	★	✓		0.747(19)
FNAL/MILC 04	[356]	2+1	A	■	■	★	○	✓	0.64(3)(6)	0.73(3)(7)
ETM 11B	[344]	2	C	○	○	★	★	✓	0.65(6)(6)	0.76(5)(5)

Table 21: $D \rightarrow \pi \ell \nu$ and $D \rightarrow K \ell \nu$ semileptonic form factors at zero momentum transfer.

factors are by the HPQCD Collaboration. These analyses also use the $N_f = 2 + 1$ Asqtad-improved staggered MILC configurations at two lattice spacings $a \approx 0.09$ and 0.12 fm, but use the HISQ action for the valence u, d, s , and c quarks. In these mixed-action calculations, the HISQ valence light-quark masses are tuned so that the ratio m_l/m_s is approximately the same as for the sea quarks; the minimum RMS sea-pion mass is ≈ 390 MeV. They calculate the form factors at zero momentum transfer by relating them to the matrix element of the scalar current, which is not renormalized. They use the “modified z -expansion” to simultaneously extrapolate to the physical light-quark masses and continuum and interpolate to $q^2 = 0$, and allow the coefficients of the series expansion to vary with the light- and charm-quark masses. The form of the light-quark dependence is inspired by χ PT, and includes logarithms of the form $m_\pi^2 \log(m_\pi^2)$ as well as polynomials in the valence-, sea-, and charm-quark masses. Polynomials in $E_{\pi(K)}$ are also included to parameterize momentum-dependent discretization errors. The coefficients of each term are constrained using Gaussian priors with widths inspired by χ PT power counting for the light-quark mass terms and by HISQ power-counting for the others. The number of terms is increased until the result for $f_+(0)$ stabilizes, such that the quoted fit error for $f_+(0)$ includes both statistical uncertainties and those due to most systematics. The largest uncertainties in these calculations are from statistics and charm-quark discretization errors.

The HPQCD Collaboration is now extending their work on D -meson semileptonic form factors to determining their shape over the full kinematic range [345], and recently obtained results for the $D \rightarrow K \ell \nu$ form factors $f_+(q^2)$ and $f_0(q^2)$ [346]. This analysis uses a subset of the ensembles included in their earlier work, with two sea-quark masses at $a \approx 0.12$ fm and one sea-quark mass at $a \approx 0.09$ fm, but with approximately three times more statistics on the coarser ensembles and ten times more statistics on the finer ensemble. As above, the scalar current is not renormalized. The spatial vector current renormalization factor is obtained by requiring that $f_+(0)^{H \rightarrow H} = 1$ for $H = D, D_s, \eta_s$, and η_c . The renormalization factors for the flavour-diagonal currents agree for different momenta as well as for charm-charm and strange-strange external mesons within a few percent, and are then used to renormalize the flavour-

changing charm-strange and charm-light currents. The charm-strange temporal vector current is normalized by matching to the scalar current $f_0(q_{\text{max}}^2)$. Also as above, they simultaneously extrapolate to the physical light-quark masses and continuum and interpolate/extrapolate in q^2 using the modified z -expansion. In this case, however, they only allow for light-quark mass and lattice-spacing dependence in the series coefficients, but not for charm-quark mass or kaon energy dependence, and constrain the parameters with Bayesian priors. It is not clear, however, that only three sea-quark ensembles at two lattice spacings are sufficient to resolve the quark-mass and lattice spacing dependence, even within the context of constrained fitting. The quoted error in the zero-recoil form factor $f_+(0) = 0.745(11)$ is significantly smaller than in their 2010 work, but we are unable to understand the sources of this improvement with the limited information provided in Ref. [346]. The preprint does not provide an error budget, nor any information on how the systematic uncertainties are estimated. Thus we cannot rate this calculation, and do not include it in the summary table and plot.

Table 21 summarizes the existing $N_f = 2$ and $N_f = 2 + 1$ calculations of the $D \rightarrow \pi \ell \nu$ and $D \rightarrow K \ell \nu$ semileptonic form factors. The quality of the systematic error studies is indicated by the symbols. Additional tables in appendix B.5.2 provide further details on the simulation parameters and comparisons of the error estimates. Recall that only calculations without red tags that are published in a refereed journal are included in the FLAG average. Of the calculations described above, only those of HPQCD 10B,11 satisfy all of the quality criteria. Therefore our average of the $D \rightarrow \pi \ell \nu$ and $D \rightarrow K \ell \nu$ semileptonic form factors from $N_f = 2 + 1$ lattice QCD is

$$N_f = 2 + 1 : \quad f_+^{D\pi}(0) = 0.666(29), \quad f_+^{DK}(0) = 0.747(19). \quad (98)$$

Figure 14 plots the existing $N_f = 2$ and $N_f = 2 + 1$ results for $f_+^{D\pi}(0)$ and $f_+^{DK}(0)$; the grey bands show our average of these quantities. Section 7.3 discusses the implications of these results for determinations of the CKM matrix elements $|V_{cd}|$ and $|V_{cs}|$ and tests of unitarity of the second row of the CKM matrix.

7.3 Determinations of $|V_{cd}|$ and $|V_{cs}|$ and test of second-row CKM unitarity

We now interpret the lattice-QCD results for the $D_{(s)}$ meson decay constants and semileptonic form factors as determinations of the CKM matrix elements $|V_{cd}|$ and $|V_{cs}|$ in the Standard Model.

For the leptonic decays, we use the latest experimental averages from Rosner and Stone for the Particle Data Group [113] (where electromagnetic corrections of $\sim 1\%$ have been removed):

$$f_D |V_{cd}| = 46.40(1.98) \text{ MeV}, \quad f_{D_s} |V_{cs}| = 253.1(5.3) \text{ MeV}. \quad (99)$$

We combine these with the average values of f_D and f_{D_s} from the individual $N_f = 2$ and $N_f = 2+1$ lattice-QCD calculations that satisfy the FLAG criteria, and summarize the results for the CKM matrix elements $|V_{cd}|$ and $|V_{cs}|$ in Table 22. For our preferred values we use the averaged $N_f = 2$ and $N_f = 2 + 1$ results for f_D and f_{D_s} in Eqs. (93) and (94). We obtain

$$|V_{cd}| = 0.2218(35)(95), \quad |V_{cs}| = 1.018(11)(21), \quad (\text{leptonic decays, } N_f = 2 + 1)(100)$$

$$|V_{cd}| = 0.2231(95)(75), \quad |V_{cs}| = 1.012(21)(28), \quad (\text{leptonic decays, } N_f = 2) \quad (101)$$

where the errors shown are from the lattice calculation and experiment (plus non-lattice theory), respectively. For the $N_f = 2 + 1$ determinations, the uncertainties from the lattice-QCD calculations of the decay constants are two to three times smaller than the experimental

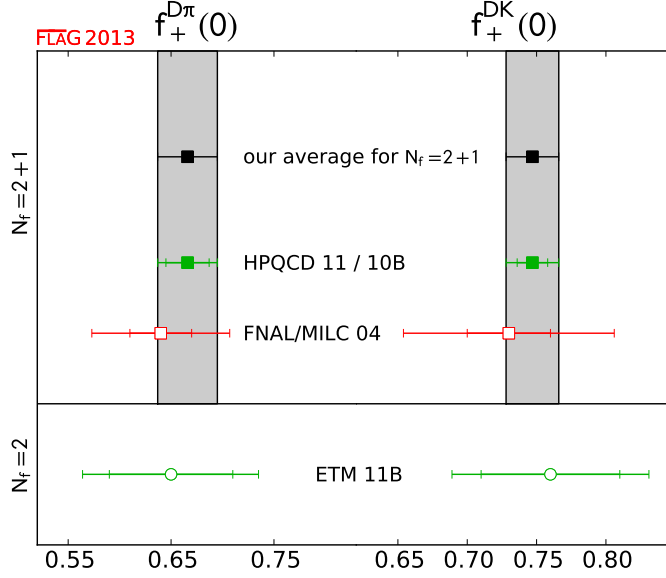


Figure 14: $D \rightarrow \pi \ell \nu$ and $D \rightarrow K \ell \nu$ semileptonic form factors at zero momentum transfer. The HPQCD result for $f_+^{D\pi}(0)$ is from HPQCD 11, the one for $f_+^{DK}(0)$ represents HPQCD 10B (see Table 21).

uncertainties in the branching fractions; the lattice central values and errors are dominated by those of the HPQCD calculations. Although the $N_f = 2$ and $N_f = 2 + 1$ results for $|V_{cs}|$ are slightly larger than one, they are both consistent with unity within errors.

For the semileptonic decays, we use the latest experimental averages from the Heavy Flavour Averaging Group [125]:³¹

$$f_+^{D\pi}(0)|V_{cd}| = 0.146(3), \quad f_+^{DK}(0)|V_{cs}| = 0.728(5). \quad (102)$$

For each of $f_+^{D\pi}(0)$ and $f_+^{DK}(0)$, there is only a single $N_f = 2 + 1$ lattice-QCD calculation that satisfies the FLAG criteria. Using these results, which are given in Eq. (98), we obtain our preferred values for $|V_{cd}|$ and $|V_{cs}|$:

$$|V_{cd}| = 0.2192(95)(45), \quad |V_{cs}| = 0.9746(248)(67), \quad (\text{semileptonic decays, } N_f = 2 + 1) \quad (103)$$

where the errors shown are from the lattice calculation and experiment (plus non-lattice theory), respectively.

Table 23 summarizes the results for $|V_{cd}|$ and $|V_{cs}|$ from leptonic and semileptonic decays, and compares them to determinations from neutrino scattering (for $|V_{cd}|$ only) and CKM unitarity. These results are also plotted in Fig. 15. The determinations of $|V_{cd}|$ all agree within uncertainties, but the errors in the direct determinations from leptonic and semileptonic decays are approximately ten times larger than the indirect determination from CKM unitarity. The determination of $|V_{cs}|$ from $N_f = 2 + 1$ lattice-QCD calculations of leptonic decays is

³¹We note that HFAG currently averages results for neutral and charged D meson decays without first removing the correction due to the Coulomb attraction between the charged final-state particles for the neutral D meson decays.

Collaboration	Ref.	N_f	from	$ V_{cd} $ or $ V_{cs} $
HPQCD 12A	[330]	2+1	f_D	0.2228(36)(95)
FNAL/MILC 11	[331]	2+1	f_D	0.2120(109)(91)
HPQCD 11	[337]	2+1	$D \rightarrow \pi \ell \nu$	0.2192(95)(45)
ETM 13B	[334]	2	f_D	0.2231(95)(75)
HPQCD 10A	[94]	2+1	f_{D_s}	1.021(10)(21)
FNAL/MILC 11	[331]	2+1	f_{D_s}	0.9731(404)(202)
HPQCD 10B	[341]	2+1	$D \rightarrow K \ell \nu$	0.9746(248)(67)
ETM 13B	[334]	2	f_{D_s}	1.012(21)(28)

Table 22: Determinations of $|V_{cd}|$ (upper panel) and $|V_{cs}|$ (lower panel) obtained from lattice calculations of D -meson leptonic decay constants and semileptonic form factors. The errors shown are from the lattice calculation and experiment (plus non-lattice theory), respectively.

noticeably larger than that from both semileptonic decays and CKM unitarity. The disagreement between $|V_{cs}|$ from leptonic and semileptonic decays is slight (only 1.2σ assuming no correlations), but the disagreement between $|V_{cs}|$ from leptonic decays and CKM unitarity is larger at 1.9σ . This tension with CKM unitarity is driven primarily by the HPQCD calculation of f_{D_s} in Ref. [94], but we note that the ETM $N_f = 2$ calculation of f_{D_s} in Ref. [334] leads to the same high central value of $|V_{cs}|$, just with larger uncertainties. Further, the recent preliminary lattice-QCD calculation of f_{D_s} using $N_f = 2 + 1 + 1$ configurations with dynamical HISQ quarks by Fermilab/MILC [328] agrees with the HPQCD result and quotes smaller uncertainties due to the inclusion of data at the physical light-quark mass, so it will be interesting to see how this tension evolves with improved experimental measurements and more independent lattice-QCD results with competitive errors.

The $N_f = 2 + 1$ averages for $|V_{cd}|$ and $|V_{cs}|$ in Fig. 15 are obtained by averaging the results in Table 22 including correlations. We assume that the statistical errors are 100% correlated between all of the calculations because they use the MILC Asqtad gauge configurations. We also assume that the heavy-quark discretization errors are 100% correlated between the HPQCD calculations of leptonic and semileptonic decays because they use the same charm-quark action, and that the scale-setting uncertainties are 100% correlated between the HPQCD results as well. Finally, we include the 100% correlation between the experimental inputs for the two extractions of $|V_{cd(s)}|$ from leptonic decays. We obtain

$$|V_{cd}| = 0.2191(83), \quad |V_{cs}| = 0.996(21), \quad (\text{our average, } N_f = 2 + 1) \quad (104)$$

where the errors include both theoretical and experimental uncertainties, and the error on $|V_{cs}|$ has been increased by $\sqrt{\chi^2/\text{dof}} = 1.03$.

Using the determinations of $|V_{cd}|$ and $|V_{cs}|$ in Eq. (104), we can test the unitarity of the second row of the CKM matrix. We obtain

$$|V_{cd}|^2 + |V_{cs}|^2 + |V_{cb}|^2 - 1 = 0.04(6) \quad (105)$$

which agrees with the Standard Model at the percent level. Given the current level of precision, this result does not depend on the value used for $|V_{cb}|$, which is of $\mathcal{O}(10^{-2})$ [see

	from	Ref.	$ V_{cd} $	$ V_{cs} $
$N_f = 2 + 1$	f_D & f_{D_s}		0.2218(101)	1.018(24)
$N_f = 2$	f_D & f_{D_s}		0.2231(121)	1.012(35)
$N_f = 2 + 1$	$D \rightarrow \pi \ell \nu$ and $D \rightarrow K \ell \nu$		0.2192(105)	0.9746(257)
PDG	neutrino scattering	[74]	0.230(11)	
Rosner 12 (<i>for the PDG</i>)	CKM unitarity	[113]	0.2245(12)	0.97345(22)

Table 23: Comparison of determinations of $|V_{cd}|$ and $|V_{cs}|$ obtained from lattice methods with non-lattice determinations and the Standard Model prediction assuming CKM unitarity.

Eq. (162)].

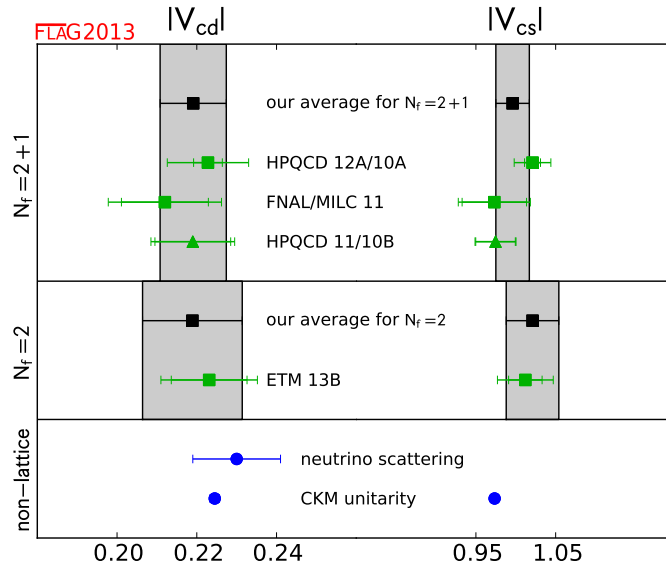


Figure 15: Comparison of determinations of $|V_{cd}|$ and $|V_{cs}|$ obtained from lattice methods with non-lattice determinations and the Standard Model prediction based on CKM unitarity. When two references are listed on a single row, the first corresponds to the lattice input for $|V_{cd}|$ and the second to that for $|V_{cs}|$. The results denoted by squares are from leptonic decays, while those denoted by triangles are from semileptonic decays.

8 B -meson decay constants, mixing parameters and form factors

Leptonic and semileptonic decays of bottom B and B_s mesons probe the quark-flavour changing transitions $b \rightarrow u$ and $b \rightarrow c$. Tree-level semileptonic B decays with light charged leptons ($\ell = e, \mu$) in the final state, such as $B \rightarrow \pi \ell \nu$ and $B \rightarrow D^{(*)} \ell \nu$, enable determinations of the CKM matrix elements $|V_{ub}|$ and $|V_{cb}|$ within the Standard Model. Semileptonic B decays that occur via loops in the Standard Model, such as $B \rightarrow K^{(*)} \ell^+ \ell^-$, provide sensitive probes of physics beyond-the-Standard Model because contributions from new heavy particles in the loops may be comparable to the Standard Model “background.” Further, because B mesons are sufficiently massive, they can decay to final states involving τ -leptons. Tree-level decays such as $B \rightarrow \tau \nu$ and $B \rightarrow D^{(*)} \tau \nu$ are promising new-physics search channels because they can receive significant contributions from charged-Higgs bosons.

Mixing of neutral B_d^0 and B_s^0 mesons occurs in the Standard Model via one-loop box diagrams containing up-type quarks (u, c, t) and charged W bosons. Because the Standard Model contributions are proportional to the CKM factors $|V_{u(c,t)q} V_{u(c,t)b}^*|^2$ (where $q = d, s$) and the quark masses $m_{u(c,t)}^2$, neutral B -meson mixing is dominated by intermediate top quarks. Thus experimental measurements of the neutral $B_{d(s)}^0$ -meson oscillation frequencies, $\Delta M_{d(s)}$ combined with sufficiently precise theoretical calculations of the hadronic mixing matrix elements (often presented as dimensionless “bag” parameters), enable the determination of the CKM matrix elements $|V_{td}|$ and $|V_{ts}|$ within the Standard Model. Conversely, neutral B -meson mixing places stringent constraints on the scale of generic new heavy particles that can enter the loops in beyond-the-Standard Model scenarios. Finally, neutral meson mixing is also sensitive to the phase of the CKM matrix (ρ, η). Thus the ratio of oscillation frequencies $\Delta M_d / \Delta M_s$ places a tight constraint on the apex of the CKM unitarity triangle that is complementary to those from other observables.

Lattice-QCD calculations of b quarks have an added complication not present for charm and light quarks: at the lattice spacings that are currently used in numerical simulations, the b quark mass is of order one in lattice units. Therefore a direct treatment of b quarks with the fermion actions commonly used for light quarks will result in large cutoff effects, and all current lattice-QCD calculations of b quark quantities make use of effective field theory at some stage. The two most widely used general approaches for lattice b quarks are (i) direct application of effective field theory treatments such as HQET or NRQCD, which allow for a systematic expansion in $1/m_b$; or (ii) the interpretation of a relativistic quark action in a manner suitable for heavy quarks using an extended Symanzik improvement program to suppress cutoff errors. This introduces new systematic uncertainties that are not present in light-quark calculations, either from truncation of the effective theory, or from more complicated lattice-spacing dependence. Further, because with these approaches the light and bottom quarks are simulated with different fermion actions, it is in general not possible to construct absolutely normalized bottom-light currents; this leads to systematic uncertainties due to matching the lattice operators to the continuum that can be significant. A third approach is to use an improved light-quark action to calculate the quantity of interest over a range of heavy-quark masses with $am_h < 1$, and then use heavy-quark effective theory and/or knowledge of the static limit to extrapolate or interpolate to the physical b -quark mass. Such methods can avoid some of the aforementioned complications, but require simulations at very small lattice spacings in order to keep discretization errors under control. Appendix [A.1.3](#)

reviews the methods used to treat b quarks on the lattice in more detail.

Here we summarize the status of lattice-QCD calculations of the bottom leptonic decay constants, neutral meson mixing parameters, and semileptonic form factors. We limit our review to results based on modern simulations with reasonably light pion masses (below approximately 500 MeV). This excludes results obtained from the earliest unquenched simulations, which typically had two flavours in the sea, and which were limited to heavier pion masses because of the constraints imposed by the computational resources and methods available at that time. Fewer collaborations have presented results for these quantities than for the light-quark sector (u, d, s), and the calculations tend to be on coarser lattice spacings with heavier pions. Therefore, for some quantities, there is only a single lattice calculation that satisfies the criteria to be included in our average. Several collaborations, however, are currently pursuing the needed matrix-element calculations with different lattice b -quark actions, finer lattice spacings, and lighter pions, so we expect the appearance of many new results with controlled errors in the next year or two.

We also note that the heavy-quark methods discussed in this review have been validated in a number of ways. Because several groups use the same action for charm and bottom quarks, tests of such methods with charm quarks are relevant for B physics results, and are therefore included in the following discussion. Calculations of hadron masses with one or more heavy (charm or bottom) valence quark provide phenomenological tests of the heavy-quark action. Such calculations have been performed with NRQCD, HQET, Fermilab, RHQ, Tsukuba, HISQ, Overlap, twisted-mass Wilson, and other $\mathcal{O}(a)$ improved Wilson heavy quarks for the hyperfine splittings in the $D_{(s)}$ and $B_{(s)}$ meson systems [94, 332, 362–373], and for the low-lying charmonium [332, 366, 367, 370, 374–378], bottomonium [379–385], and B_c [363, 368, 386–388] systems. All of them are in good agreement with experimental measurements. Hyperfine splittings are sensitive to higher-order terms in the heavy-quark action and therefore provide particularly good tests of such terms. The comparison of lattice-QCD calculations of hadronic matrix elements for leptonic and radiative decays in charmonium [376, 388] with experimental measurements provides CKM-free tests of heavy-HISQ currents. The comparison of lattice-QCD calculations of the shape of the semileptonic form factors for $D \rightarrow \pi(K)\ell\nu$ [356] with experimental measurements provides CKM independent tests of charm-quark currents with the Fermilab action. In two of the above mentioned tests, the lattice-QCD calculations were predictions, in one case predating the experimental discovery of the B_c mass, and in the other predating experimental measurements of the shape of the semileptonic D -meson form factors with comparable precision. Truncation errors in HQET have been studied by comparing simulations of the effective field theory with corresponding quenched simulations using a nonperturbatively improved Wilson action with heavy quark masses in the charm-mass region in large volumes [389] and up to the b -quark mass in small volumes [390]. Moreover, the consistency between independent determinations of the bottom [73, 335, 364, 369, 391–393] and charm [60, 72, 73, 85, 332, 394, 395] quark masses using NRQCD, HQET, Tsukuba, HISQ, twisted-mass Wilson, and other $\mathcal{O}(a)$ improved Wilson heavy quarks, as well as their agreement with non-lattice determinations [74] further validate lattice heavy-quark methods.

Following our review of lattice-QCD calculations of $B_{(s)}$ -meson leptonic decay constants, neutral meson mixing parameters, and semileptonic form factors, we then interpret our results within the context of the Standard Model. We combine our best-determined values of the hadronic matrix elements with the most recent experimentally-measured branching fractions to obtain $|V_{(u)cb}|$ and compare these results to those obtained from inclusive semileptonic B

decays.

8.1 Leptonic decay constants f_B and f_{B_s}

The B and B_s meson decay constants are relevant for decays of charged B -mesons to a lepton-neutrino pair via the charged current interaction, as well as for rare leptonic decays of neutral $B_{d(s)}$ mesons to a charged-lepton pair via a flavour-changing neutral current (FCNC) interaction.

In the Standard Model the decay rate for $B^+ \rightarrow \ell^+ \nu_\ell$ is given by a formula identical to the one for D decays in Eq. (91) but with $D_{(s)}$ replaced by B and the relevant CKM matrix element V_{cq} replaced by V_{ub} :

$$\Gamma(B \rightarrow \ell \nu_\ell) = \frac{m_B}{8\pi} G_F^2 f_B^2 |V_{ub}|^2 m_\ell^2 \left(1 - \frac{m_\ell^2}{m_B^2}\right)^2. \quad (106)$$

The only charged-current B meson decay that has been observed so far is $B \rightarrow \tau \nu_\tau$, which has been measured by the Belle and Babar collaborations with a combined precision of 20% [74]. This measurement can therefore be used to determine $|V_{ub}|$ when combined with lattice-QCD predictions of the corresponding decay constant.

The decay of a neutral $B_{d(s)}$ meson to a charged lepton pair is loop-suppressed in the Standard Model. The corresponding expression for the branching fraction has the form

$$B(B_q \rightarrow \ell^+ \ell^-) = \tau_{B_q} \frac{G_F^2}{\pi} Y \left(\frac{\alpha}{4\pi \sin^2 \Theta_W} \right)^2 m_{B_q} f_{B_q}^2 |V_{tb}^* V_{tq}|^2 m_\ell^2 \sqrt{1 - 4 \frac{m_\ell^2}{m_B^2}}, \quad (107)$$

where the light quark $q = s$ or d , and the loop function Y includes NLO QCD and electro-weak corrections [396]. Evidence for $B_s \rightarrow \mu^+ \mu^-$ decay was recently seen at LHCb at the 3.5σ level, with a branching fraction of $BR(B_s \rightarrow \mu^+ \mu^-) = (3.2_{-1.2}^{+1.5}) 10^{-9}$ [397].

The decay constants f_{B_q} (with $q = u, d, s$) parameterize the matrix elements of the corresponding axial-vector currents, $A_{bq}^\mu = \bar{b} \gamma^\mu \gamma^5 q$, analogously to the definition of f_{D_q} in section 7.1:

$$\langle 0 | A^\mu | B_q(p) \rangle = p_B^\mu f_{B_q}. \quad (108)$$

For heavy-light mesons, it is convenient to define and analyse the quantity

$$\Phi_{B_q} \equiv f_{B_q} \sqrt{m_{B_q}}, \quad (109)$$

which approaches a constant (up to logarithmic corrections) in the $m_B \rightarrow \infty$ limit. In the following discussion we denote lattice data for $\Phi(f)$ obtained at a heavy quark mass m_h and light valence-quark mass m_ℓ as $\Phi_{h\ell}(f_{hl})$, to differentiate them from the corresponding quantities at the physical b and light-quark masses.

The SU(3) breaking ratio f_{B_s}/f_B is an interesting quantity to study with lattice QCD, since most systematic errors partially cancel in this ratio, including discretization errors, heavy-quark mass tuning effects, and renormalization errors, among others. The SU(3) breaking ratio is however sensitive to the chiral extrapolation. So one can, in principle, combine a lattice-QCD calculation of the SU(3) breaking ratio that includes a careful study of the chiral extrapolation, with a different lattice-QCD calculation of f_{B_s} (which is relatively insensitive to chiral extrapolation errors) that includes a careful study of all other systematic errors to obtain a more precise result for f_B than would be possible from either lattice-QCD calculation alone. Indeed, this strategy is used by both the ETM and HPQCD collaborations, as described below.

A number of different heavy-quark formulations are being used to obtain results for B_q meson decay constants from numerical simulations with $N_f = 2$, $N_f = 2+1$, and $N_f = 2+1+1$ sea quarks. They are summarized in Tables 24 and 25 and in Figure 16. Additional details about the underlying simulations and systematic error estimates are given in Appendix B.6.1.

Collaboration	Ref.	N_f	publication status	continuum extrapolation	chiral extrapolation	finite volume	renormalization/matching	heavy quark treatment	f_{B^+}	f_{B^0}	f_B	f_{B_s}
ETM 13E	[398]	2+1+1	C	○	○	○	○	✓	–	–	196(9)	235(9)
HPQCD 13	[399]	2+1+1	A	★	★	★	○	✓	184(4)	188(4)	186(4)	224(5)
RBC/UKQCD 13A	[400]	2+1	C	○	○	★	○	✓	–	–	191(6) [◇] _{stat}	233(5) [◇] _{stat}
HPQCD 12	[401]	2+1	A	○	○	★	○	✓	–	–	191(9)	228(10)
HPQCD 12	[401]	2+1	A	○	○	★	○	✓	–	–	189(4) [△]	–
HPQCD 11A	[365]	2+1	A	★	○	★	★	✓	–	–	–	225(4) [▽]
FNAL/MILC 11	[331]	2+1	A	○	○	★	○	✓	197(9)	–	–	242(10)
HPQCD 09	[402]	2+1	A	○	○	★	○	✓	–	–	190(13) [•]	231(15) [•]
ALPHA 13	[403]	2	C	★	★	★	★	✓	–	–	187(12)(2)	224(13)
ETM 13B, 13C	[334, 404]	2	P [†]	★	○	★	○	✓	–	–	189(8)	228(8)
ALPHA 12A	[369]	2	C	★	★	★	★	✓	–	–	193(9)(4)	219(12)
ETM 12B	[392]	2	C	★	○	★	○	✓	–	–	197(10)	234(6)
ALPHA 11	[364]	2	C	★	○	★	★	✓	–	–	174(11)(2)	–
ETM 11A	[335]	2	A	○	○	★	○	✓	–	–	195(12)	232(10)
ETM 09D	[391]	2	A	○	○	○	○	✓	–	–	194(16)	235(12)

[◇]Statistical errors only.

[△]Obtained by combining f_{B_s} from HPQCD 11A with f_{B_s}/f_B calculated in this work.

[▽]This result uses one ensemble per lattice spacing with light to strange sea-quark mass ratio $m_\ell/m_s \approx 0.2$.

[•]This result uses an old determination of $r_1 = 0.321(5)$ fm from Ref. [379] that has since been superseded.

[†]Update of ETM 11A and 12B.

Table 24: Decay constants of the B , B^+ , B^0 and B_s mesons (in MeV). Here f_B stands for the mean value of f_{B^+} and f_{B^0} , extrapolated (or interpolated) in the mass of the light valence-quark to the physical value of m_{ud} .

The ETM collaboration has presented a series of calculations of the B -meson decay constants based on simulations with $N_f = 2$ sea quarks [334, 335, 391, 392, 404]. Three lattice spacings in the range $a \approx 0.067$ – 0.098 fm are used in ETM 09D [391]. In ETM 11A, ETM 12B, and ETM 13B, 13C [334, 335, 392, 404] additional ensembles at $a \approx 0.054$ fm are included. The valence and sea quarks are simulated with two different versions of the twisted-mass

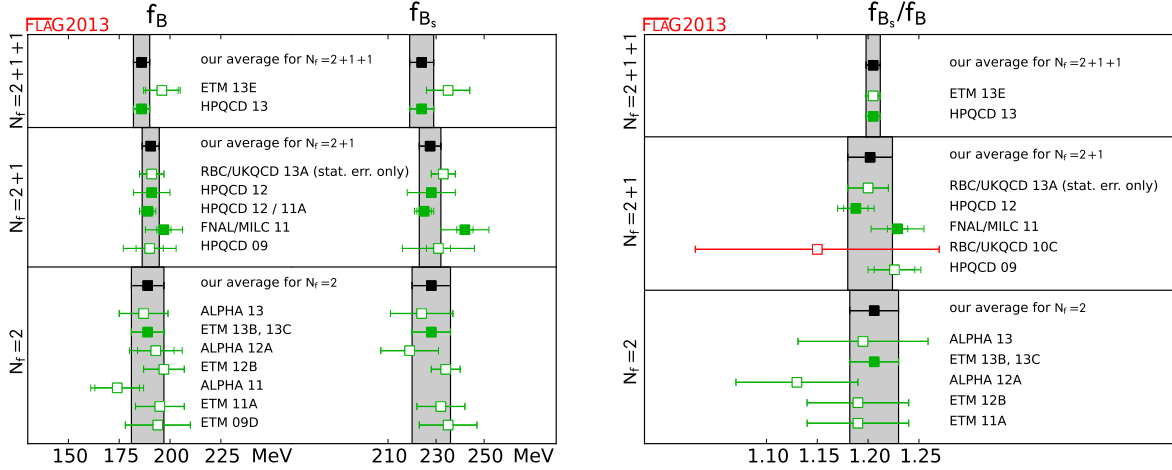


Figure 16: Decay constants of the B and B_s mesons. The values are taken from Table 24 (the f_B entry for FNAL/MILC 11 represents f_{B^+}). The significance of the colours is explained in section 2. The black squares and grey bands indicate our averages in Eqs. (110), (111) and (112).

Wilson fermion action. In ETM 09D and ETM 11A the heavy-quark masses are in the charm region and above while keeping $am_h \lesssim 0.5$. ETM 12B includes slightly heavier masses than ETM 09D and ETM 11A, while ETM 13B, 13C includes masses as heavy as $am_h \sim 0.85$ at the largest two lattice spacings. In ETM 11A two methods are used to obtain $f_{B(s)}$ from their heavy Wilson data: the ratio and the interpolation methods. In the interpolation method they supplement their heavy Wilson data with a static limit calculation. In the ratio method (see Appendix A.1.3) they construct ratios (called $z_{(s)}$) from a combination of the decay constants $f_{h\ell(s)}$ and the heavy-quark pole masses that are equal to unity in the static limit. Ratios of pole-to- $\overline{\text{MS}}$ mass conversion factors are included at NLO in continuum perturbation theory. ETM 09D, ETM 12B and ETM 13B, 13C use only the ratio method. Finally, ETM analyses the SU(3) breaking ratio $\Phi_{hs}/\Phi_{h\ell}$ (or the ratio of ratios, z_s/z) and combines it with Φ_{hs} or (z_s) to obtain f_B , instead of directly extracting it from their $\Phi_{h\ell}$ (or z) data. In ETM 11A, ETM 12B, and ETM 13B, 13C the data are interpolated to a fixed set of reference masses on all ensembles, and subsequently extrapolated to the continuum and to the physical light-quark masses in a combined fit. The static limit calculation for the interpolation method in ETM 11A is done at two intermediate lattice spacings, $a \approx 0.085, 0.067$ fm. The results from the interpolation method have larger (statistical and systematic) errors than those from the ratio method, since statistical and systematic errors tend to cancel in the ratios. The observed discretization effects (as measured by the percentage difference between the lattice data at the smallest lattice spacing and the continuum extrapolated results) are smaller than what would be expected from power-counting estimates. Over the range of heavy quark masses used in their simulations ETM finds discretization errors $\lesssim 3\%$ for Φ_{hs} and $\lesssim 1.5\%$ for the ratio z_s . As a result, the dominant error on f_{B_s} is the statistical (combined with the chiral and continuum extrapolation and heavy quark interpolation) uncertainty, whereas the dominant error on the SU(3) breaking ratio is due to the chiral extrapolation.

The ALPHA collaboration calculates the B - and B_s -meson decay constants at the phys-

Collaboration	Ref.	N_f	publication status	continuum extrapolation	chiral extrapolation	finite volume	renormalization/matching	heavy quark treatment	f_{B_s}/f_{B^+}	f_{B_s}/f_{B^0}	f_{B_s}/f_B
ETM 13E	[398]	2+1+1	C	★	○	○	○	✓	–	–	1.201(25)
HPQCD 13	[399]	2+1+1	A	★	★	★	○	✓	1.217(8)	1.194(7)	1.205(7)
RBC/UKQCD 13A	[400]	2+1	C	○	○	★	○	✓	–	–	1.20(2) [◊] _{stat}
HPQCD 12	[401]	2+1	A	○	○	★	○	✓	–	–	1.188(18)
FNAL/MILC 11	[331]	2+1	A	○	○	★	○	✓	1.229(26)	–	–
RBC/UKQCD 10C	[405]	2+1	A	■	■	★	○	✓	–	–	1.15(12)
HPQCD 09	[402]	2+1	A	○	○	★	○	✓	–	–	1.226(26)
ALPHA 13	[403]	2	C	★	★	★	★	✓	–	–	1.195(61)(20)
ETM 13B, 13C	[334, 404]	2	P [†]	★	○	★	○	✓	–	–	1.206(24)
ALPHA 12A	[369]	2	C	★	★	★	★	✓	–	–	1.13(6)
ETM 12B	[392]	2	C	★	○	★	○	✓	–	–	1.19(5)
ETM 11A	[335]	2	A	○	○	★	○	✓	–	–	1.19(5)

[◊]Statistical errors only.

[†]Update of ETM 11A and 12B.

Table 25: Ratios of decay constants of the B and B_s mesons (for details see Table 24).

ical b -quark mass using nonperturbative lattice HQET through $\mathcal{O}(1/m_h)$ on ensembles with $N_f = 2$ nonperturbatively $\mathcal{O}(a)$ improved Wilson quarks at three lattice spacings in the range $a \approx 0.048 - 0.075$ fm. The parameters of the HQET action and the static-current renormalization are determined nonperturbatively in a separate matching calculation using small physical volumes ($L \simeq 0.4$ fm) with Schrödinger functional boundary conditions together with a recursive finite-size scaling procedure to obtain the nonperturbative parameters at the large physical volumes used in the simulations. In ALPHA 11 [364] ensembles with pion masses in the range $m_\pi \approx 440 - 270$ MeV are used. ALPHA 12A [369] and ALPHA 13 [403] include an ensemble at a lighter sea-quark mass corresponding to $m_\pi \approx 190$ MeV. ALPHA 11 presents results for f_B only, while ALPHA 12A also presents a preliminary result for f_{B_s} , and ALPHA 13 presents the collaboration's final results for f_B , f_{B_s} , and f_{B_s}/f_B . The combined statistical and extrapolation errors are of order 5 – 6% in these calculations, and are larger than the chiral fit uncertainty. Truncation errors which are $\mathcal{O}(\Lambda_{\text{QCD}}/m_h)^2$ are not included in this error budget. Simple power-counting would suggest that they are $\approx 1 - 4\%$. However, the results from both the ETM collaboration discussed above and the HPQCD collaboration (from their heavy HISQ analysis) discussed below, as well as results obtained by ALPHA

in the quenched approximation [389] indicate that $\mathcal{O}(\Lambda_{\text{QCD}}/m_h)^2$ effects are probably quite small for heavy-light decay constants at the physical b -quark mass.

In summary, for the $N_f = 2$ case, only ETM's results qualify for averaging, since ALPHA's results have appeared in conference proceedings only so far. Since ETM 13B, 13C updates the published ETM 11A results, we use it for our average:

$$N_f = 2 : f_B = (189 \pm 8) \text{ MeV}, f_{B_s} = (228 \pm 8) \text{ MeV}, f_{B_s}/f_B = 1.206 \pm 0.024. \quad (110)$$

For the $N_f = 2 + 1$ case there are currently four published papers describing lattice-QCD calculations of $f_{B_{(s)}}$ performed by two different groups: FNAL/MILC and HPQCD. The HPQCD collaboration has published several calculations of the B meson decay constants with NRQCD b quarks [401, 402]. In Ref. [402] (HPQCD 09) they use Asqtad light valence quarks, and include ensembles at two lattice spacings $a \approx 0.12, 0.09$ fm and sea quarks with minimum RMS sea-pion masses $m_{\pi, \text{RMS}} \approx 400$ MeV equal to the light sea-quark masses. In Ref. [401] HISQ light valence quarks are employed instead. This analysis uses the same Asqtad ensembles as in HPQCD 09 but includes an additional ensemble at $a \approx 0.09$ fm at a lighter sea-quark mass, so that the minimum RMS sea pion mass is approximately 320 MeV. The HISQ light valence masses are matched to the Asqtad sea-quark masses via the ratio m_ℓ/m_s . The dominant systematic error in both calculations is due to using one-loop mean-field improved lattice perturbation theory for the current renormalization. In both calculations, HPQCD performs a combined chiral and continuum extrapolation of the data, in the first case using NLO (full QCD) heavy meson rooted staggered χ PT (HMrS χ PT) and in the latter case using NLO continuum partially quenched HM χ PT, supplemented in both cases by NNLO analytic and generic discretization terms. HPQCD finds a significant reduction in discretization errors in their calculation with HISQ light valence quarks, as compared to their calculation with Asqtad valence quarks. Indeed, in HPQCD 12 the continuum extrapolated results overlap within errors with the data at finite lattice spacing.

Another calculation of the B_s -meson decay constant is presented by the HPQCD collaboration in Ref. [365], this time using the HISQ action for the strange and heavy valence quarks, i.e. the heavy HISQ method. This analysis includes Asqtad ensembles over a large range of lattice spacings, $a \approx 0.15 - 0.045$ fm and heavy-quark masses in the range $am_h \approx 0.2 - 0.85$. Only one sea-quark ensemble per lattice spacing is included in this analysis, all with a sea-quark to strange-quark mass ratio of $m_\ell/m_s \approx 0.2$, yielding a minimum RMS sea pion mass of approximately 330 MeV. The sea-quark mass dependence is assumed to be negligible, which is based on the analysis of f_{D_s} in Ref. [94]. HPQCD uses an HQET-type expansion in $1/m_H$ (where m_H is the mass of an h -flavoured meson) with coefficients that are polynomials in am_h , $a\Lambda$, and am_s to perform a combined fit to all their data, including terms up to $1/m_H^3$, $(am_h)^6$, $(a\Lambda)^6$, and $(am_s)^6$. The continuum extrapolated fit curve is then used to obtain the decay constant at the physical B_s meson mass, which requires another small extrapolation. As can be seen in Figure 1 of Ref. [365], discretization errors (as measured by the percentage difference between the lattice data and the continuum fit curve) are smaller for a given value of am_h when m_H is larger. This somewhat counterintuitive result for an action that formally contains discretization errors of $\mathcal{O}(am_h)^2$ is likely due to coefficients in the form of powers of v/c that suppress these errors. After statistical (and extrapolation) errors, the largest sources of uncertainty in this analysis are discretization and heavy-quark extrapolation errors. They are estimated by varying the fit Ansatz and by excluding data at the largest and smallest lattice spacings as well as data at the largest values of am_h .

The Fermilab Lattice and MILC collaborations present a lattice-QCD calculation of the D - and B -meson decay constants in Ref. [331], which uses the Fermilab method for the heavy (b and c) valence quarks together with Asqtad light and strange valence quarks on a subset of the MILC Asqtad $N_f = 2 + 1$ ensembles. The current renormalizations are calculated using a mostly nonperturbative renormalization (mNPR) method. Their estimate of the perturbative errors for the small perturbative correction factors calculated at one-loop in mean field improved lattice perturbation theory are comparable to the size of actual one-loop corrections. The simulations include lattice spacings in the range $a \approx 0.15 - 0.09$ fm and a minimum RMS pion mass of approximately 320 MeV. In this calculation lattice data at 9 – 12 valence light-quark masses are generated for each sea-quark ensemble. The chiral and continuum extrapolated results are obtained from combined chiral and continuum fits. The chiral fit function uses NLO partially quenched HM χ PT including $1/m_h$ terms and supplemented by NNLO analytic terms. Also included are light-quark as well as heavy-quark discretization terms. The dominant uncertainties after statistical errors are due to heavy-quark discretization effects, heavy-quark mass tuning, and correlator fit errors. A calculation of the B and D meson decay constants using Fermilab heavy quarks on the full set of Asqtad ensembles is still in progress [406].

The RBC/UKQCD collaboration has presented a result for the SU(3) breaking ratio in Ref. [405] using a static-limit action on $N_f = 2 + 1$ domain wall ensembles at a single lattice spacing $a \approx 0.11$ fm with a minimum pion mass of approximately 430 MeV. They use both HYP and APE smearing for the static action and one-loop mean field improved lattice perturbation theory to renormalize and improve the static-limit current. Their static-limit action and current do not, however, include $1/m_h$ effects. Ref. [405] includes an estimate of this effect via power counting as $\mathcal{O}((m_s - m_d)/m_b)$ in the error budget. The statistical errors in this work are significantly larger ($\sim 5 - 8\%$), as are the chiral extrapolation errors ($\sim 7\%$), due to the rather large pion masses used in this work. With data at only one lattice spacing, discretization errors cannot be estimated from the data. A power counting estimate of this error of 3% is included in the systematic error budget. An update of this work was presented at the Lattice 2013 conference [407], where the new analysis includes ensembles at two lattice spacings and with smaller pion masses, as well as calculations of the decay constants themselves. However, Ref. [407] did not appear until after the closing deadline and is therefore not included in this review. The RBC/UKQCD collaboration has also presented preliminary calculations of the B -meson decay constants using the RHQ action (another relativistic heavy-quark action) [400, 408] on $N_f = 2 + 1$ domain wall ensembles at two lattice spacings, $a \approx 0.086, 0.11$ fm with sea-pion masses in the range $m_\pi \approx 420 - 290$ MeV. The parameters of the RHQ action are tuned nonperturbatively, and the axial vector current is renormalized using the mNPR method. Results are quoted with statistical errors only [400] after a combined chiral-continuum extrapolation using SU(2) HM χ PT and a term linear in a^2 . A complete systematic error analysis is still in progress.

In summary, for the $N_f = 2 + 1$ case there currently are four different results for the B and B_s meson decay constants and three different results for the SU(3) breaking ratio that satisfy the quality criteria (see Tables 24 and 25.). However, they all use overlapping subsets of MILC Asqtad ensembles. We therefore treat the statistical errors between the results as 100% correlated. Furthermore, one of the results for f_B in HPQCD 12 [401] is obtained by combining HPQCD 12's result for the ratio f_{B_s}/f_B using NRQCD b quarks with HPQCD 11A's result for f_{B_s} . However, no itemized error budget is given for the so-combined f_B result. In order to include sensible correlations between the two HPQCD results for f_B ,

we construct an itemized error budget for the combined f_B from the individual itemized error budgets, by adding the itemized errors in quadrature. This is conservative, because the resulting total uncertainty on the combined f_B is slightly larger than the quoted uncertainty in Ref. [401], 4.3 MeV compared to 4 MeV. We then treat the chiral extrapolation errors, the light-quark discretization errors, the scale setting errors, and renormalization errors as 100% correlated between the two f_B results in HPQCD 12. Finally, the HPQCD 09 result was obtained using a value for the scale r_1 that has since been superseded. We drop this result from the average, since it is effectively updated by HPQCD 12. We find:

$$N_f = 2+1 : f_B = (190.5 \pm 4.2) \text{ MeV}, f_{B_s} = (227.7 \pm 4.5) \text{ MeV}, f_{B_s}/f_B = 1.202 \pm 0.022. \quad (111)$$

The uncertainties on the averages for f_{B_s} and for the SU(3) breaking ratio f_{B_s}/f_B include PDG rescaling factors of 1.1 and 1.3, respectively.

Finally, the first published results for B meson decay constants with $N_f = 2 + 1 + 1$ sea quarks are presented by the HPQCD collaboration [399] (HPQCD 13) using the MILC HISQ ensembles at three lattice spacings, $a \approx 0.15, 0.12, 0.09$ fm, where at each lattice spacing one ensemble with Goldstone pions at the physical value is included. HPQCD 13 uses NRQCD b quarks and HISQ light valence quarks. The combined chiral interpolation and continuum extrapolation is performed using NLO (full QCD) HM χ PT, supplemented by generic discretization terms of $O(a^2, a^4)$. HPQCD also performs a continuum extrapolation of the data at the physical point only, with results that are in good agreement with the extrapolated results obtained from the full data set. The dominant systematic error in this calculation is due to using one-loop mean-field improved lattice perturbation theory for the current renormalization. In HPQCD 13 it is estimated at 1.4%, almost a factor of 3 smaller than in HPQCD 12, after reorganizing the perturbative series similar to the mNPR method, and using the fact that the heavy-heavy NRQCD temporal vector current is absolutely normalized and that the light-light HISQ vector current has a small one-loop correction. The next largest uncertainties are due to heavy-quark truncation effects and statistics and scale setting. In this work the scale is set using the $\Upsilon(2S - 1S)$ splitting calculated in Ref. [382] without using r_1 to set the relative scale between ensembles at different lattice spacings, as was done in previous HPQCD work.

Most recently, the ETM collaboration presented their new results for B -meson decay constants on their $N_f = 2 + 1 + 1$ ensembles in ETM 13E [398]. This work uses the same methods as ETM's $N_f = 2$ B -meson decay constant analyses. In particular, different versions of twisted-mass Wilson actions are used for sea and valence quarks. The decay constants are calculated with the ratio method using heavy-quark masses in the charm region and above while keeping $am_h \lesssim 0.8$. ETM 13E includes ensembles with lattice spacings in the range $a \approx 0.062 - 0.089$ fm and with sea-pion masses in the range $m_\pi \approx 211 - 443$ MeV which are used for combined chiral-continuum extrapolations. As before, the ratio data for z_s show small discretization effects. Somewhat larger discretization effects are observed, however, for the decay-constant data at the charm-quark mass, since the smallest lattice spacing for the $N_f = 2 + 1 + 1$ ensembles is larger than for $N_f = 2$.

In summary, for the $N_f = 2 + 1 + 1$ case, the only published results are from HPQCD 13, which therefore form our average:

$$N_f = 2 + 1 + 1 : f_B = (186 \pm 4) \text{ MeV}, f_{B_s} = (224 \pm 5) \text{ MeV}, f_{B_s}/f_B = 1.205 \pm 0.007. \quad (112)$$

A comparison of all $N_f = 2$, $N_f = 2+1$ and $N_f = 2+1+1$ lattice-QCD results for f_B, f_{B_s} ,

and their ratio is shown in Figure 16. The averages presented in Eqs. (110), (111) and (112) are represented by the grey bands in the figures.

A final comment concerns which light valence-quark mass is used for the chiral extrapolations (or interpolations) to the physical point. First, we note that all the results discussed in this review use simulations with degenerate up and down sea-quark masses. However, since the observed sea-quark mass dependence is much smaller than the valence-quark mass dependence, the dominant contribution to differences between B^+ - and B^0 -meson quantities is due to the light valence quarks. Almost all the results quoted in this review are obtained from chiral extrapolations to the average of the up- and down-quark masses, and therefore correspond to the average of the B^0 - and B^+ -meson decay constants. The exceptions are FNAL/MILC 11 and HPQCD 13 which both quote results for the B^+ meson decay constant from chiral extrapolations (interpolations) of the light valence-quark to the physical up-quark mass. HPQCD 13 also quotes results for the B^0 meson decay constant from chiral interpolations to the physical down-quark mass as well as results for the average of the B^+ and B^0 mesons. The $N_f = 2 + 1$ and $N_f = 2$ averages presented in Eqs. (110), (111) and (112) are for the average of the B^+ - and B^0 -meson decay constant, f_B , and the corresponding ratio, f_{B_s}/f_B . Given the errors quoted in the results that enter our averages, we currently include the FNAL/MILC 11 results for the B^+ meson in Eq. (111). As the precision with which B -meson decay constants are obtained continues to improve, especially given the availability of physical mass ensembles, future reviews will need to distinguish between these cases. Indeed HPQCD 13 finds a 2% difference between the B^+ and B^0 decay constants, which is the same size as the total uncertainty in this calculation. We strongly recommend that future lattice-QCD calculations of B -meson decay constants quote results for the B^+ and B^0 mesons separately.

8.2 Neutral B -meson mixing matrix elements

Neutral B -meson mixing is induced in the Standard Model through one-loop box diagrams to lowest order in the electroweak theory, similar to those for neutral kaon mixing. The effective Hamiltonian is given by

$$\mathcal{H}_{\text{eff}}^{\Delta B=2, \text{SM}} = \frac{G_F^2 M_W^2}{16\pi^2} (\mathcal{F}_d^0 \mathcal{Q}_1^d + \mathcal{F}_s^0 \mathcal{Q}_1^s) + \text{h.c.} , \quad (113)$$

with

$$\mathcal{Q}_1^q = [\bar{b}\gamma_\mu(1 - \gamma_5)q] [\bar{b}\gamma_\mu(1 - \gamma_5)q] , \quad (114)$$

where $q = d$ or s . The short-distance function \mathcal{F}_q^0 in Eq. (113) is much simpler compared to the kaon mixing case due to the hierarchy in the CKM matrix elements. Here, only one term is relevant,

$$\mathcal{F}_q^0 = \lambda_{tq}^2 S_0(x_t) \quad (115)$$

where

$$\lambda_{tq} = V_{tq}^* V_{tb} , \quad (116)$$

and where $S_0(x_t)$ is an Inami-Lim function with $x_t = m_t^2/M_W^2$, which describes the basic electroweak loop contributions without QCD [293]. The transition amplitude for B_q^0 with

$q = d$ or s can be written as

$$\begin{aligned} \langle \bar{B}_q^0 | \mathcal{H}_{\text{eff}}^{\Delta B=2} | B_q^0 \rangle &= \frac{G_F^2 M_W^2}{16\pi^2} \left[\lambda_{tq}^2 S_0(x_t) \eta_{2B} \right] \\ &\times \left(\frac{\bar{g}(\mu)^2}{4\pi} \right)^{-\gamma_0/(2\beta_0)} \exp \left\{ \int_0^{\bar{g}(\mu)} dg \left(\frac{\gamma(g)}{\beta(g)} + \frac{\gamma_0}{\beta_0 g} \right) \right\} \langle \bar{B}_q^0 | Q_R^q(\mu) | B_q^0 \rangle + \text{h.c.}, \end{aligned} \quad (117)$$

where $Q_R^q(\mu)$ is the renormalized four-fermion operator (usually in the NDR scheme of $\overline{\text{MS}}$). The running coupling (\bar{g}), the β -function ($\beta(g)$), and the anomalous dimension of the four quark operator ($\gamma(g)$) are defined in Eqs. (79) and (80). The product of μ dependent terms on the second line of Eq. (117) is, of course, μ independent (up to truncation errors if perturbation theory is used). The explicit expression for the short-distance QCD correction factor η_{2B} (calculated to NLO) can be found in Ref. [291].

For historical reasons the B -meson mixing matrix elements are often parameterized in terms of bag parameters defined as

$$B_{B_q}(\mu) = \frac{\langle \bar{B}_q^0 | Q_R^q(\mu) | B_q^0 \rangle}{\frac{8}{3} f_{B_q}^2 m_B^2}. \quad (118)$$

The RGI B parameter \hat{B} is defined, as in the case of the kaon, and expressed to two-loop order as

$$\hat{B}_{B_q} = \left(\frac{\bar{g}(\mu)^2}{4\pi} \right)^{-\gamma_0/(2\beta_0)} \left\{ 1 + \frac{\bar{g}(\mu)^2}{(4\pi)^2} \left[\frac{\beta_1 \gamma_0 - \beta_0 \gamma_1}{2\beta_0^2} \right] \right\} B_{B_q}(\mu), \quad (119)$$

with β_0 , β_1 , γ_0 , and γ_1 defined in Eq. (81).

Nonzero transition amplitudes result in a mass difference between the CP eigenstates of the neutral B meson system. Writing the mass difference for a B_q^0 meson as Δm_q , its Standard Model prediction is

$$\Delta m_q = \frac{G_F^2 m_W^2 m_{B_q}}{6\pi^2} |\lambda_{tq}|^2 S_0(x_t) \eta_{2B} f_{B_q}^2 \hat{B}_{B_q}. \quad (120)$$

Experimentally the mass difference is measured as oscillation frequency of the CP eigenstates. The frequencies are measured precisely with an error of less than a percent. Many different experiments have measured Δm_d , but the current average [74] is dominated by measurements from the B -factory experiments Belle and Babar, and from the LHC experiment LHCb. For Δm_s the experimental average is based on results from the Tevatron experiment CDF and from the LHC experiment LHCb [74]. With these experimental results and lattice-QCD calculations of $f_{B_q}^2 \hat{B}_{B_q}$ at hand, λ_{tq} can be determined. In lattice-QCD calculations the flavour $SU(3)$ breaking ratio

$$\xi^2 = \frac{f_{B_s}^2 B_{B_s}}{f_{B_d}^2 B_{B_d}} \quad (121)$$

can be obtained more precisely than the individual B_q -mixing matrix elements because statistical and systematic errors cancel in part. With this ratio $|V_{td}/V_{ts}|$ can be determined, which can be used to constrain the apex of the CKM triangle.

Neutral B -meson mixing, being loop-induced in the Standard Model is also a sensitive probe of new physics. The most general $\Delta B = 2$ effective Hamiltonian that describes contributions to B -meson mixing in the Standard Model and beyond is given in terms of five local four-fermion operators:

$$\mathcal{H}_{\text{eff}}^{\Delta B=2} = \sum_{i=1}^5 C_i \mathcal{Q}_i, \quad (122)$$

where \mathcal{Q}_1 is defined in Eq. (114) and where

$$\begin{aligned}\mathcal{Q}_2^q &= [\bar{b}(1 - \gamma_5)q] [\bar{b}(1 - \gamma_5)q], & \mathcal{Q}_3^q &= [\bar{b}^\alpha(1 - \gamma_5)q^\beta] [\bar{b}^\beta(1 - \gamma_5)q^\alpha], \\ \mathcal{Q}_4^q &= [\bar{b}(1 - \gamma_5)q] [\bar{b}(1 + \gamma_5)q], & \mathcal{Q}_5^q &= [\bar{b}^\alpha(1 - \gamma_5)q^\beta] [\bar{b}^\beta(1 + \gamma_5)q^\alpha],\end{aligned}\quad (123)$$

with the superscripts α, β denoting colour indices, which are shown only when they are contracted across the two bilinears. The short-distance Wilson coefficients \mathcal{C}_i depend on the underlying theory and can be calculated perturbatively. In the Standard Model only matrix elements of \mathcal{Q}_1^q contribute to Δm_q , and combinations of matrix elements of \mathcal{Q}_1^q , \mathcal{Q}_2^q , and \mathcal{Q}_3^q contribute to the width difference $\Delta\Gamma_q$ [409, 410]. Matrix elements of \mathcal{Q}_4^q and \mathcal{Q}_5^q are needed for calculating the contributions to B_q -meson mixing from beyond the Standard Model theories.

In this section we report on results from lattice-QCD calculations for the neutral B -meson mixing parameters \hat{B}_{B_d} , \hat{B}_{B_s} , $f_{B_d}\sqrt{\hat{B}_{B_d}}$, $f_{B_s}\sqrt{\hat{B}_{B_s}}$ and the $SU(3)$ breaking ratios B_{B_s}/B_{B_d} and ξ defined in Eqs. (118), (119), and (121). The results are summarized in Tables 26 and 27 and in Figures 17 and 18. Additional details about the underlying simulations and systematic error estimates are given in Appendix B.6.2. Some collaborations do not provide the RGI quantities \hat{B}_{B_q} but quote instead $B_B(\mu)^{\overline{MS}, NDR}$. In such cases we convert the results to the RGI quantities quoted in Table 26 using Eq. (119). More details on the conversion factors are provided below in the descriptions of the individual results. One group also reports results for B -meson matrix elements of the other operators \mathcal{Q}_{2-5} in Ref. [411], which is a conference proceedings.

Collaboration	Ref.	N_f	publication status	continuum extrapolation	chiral extrapolation	finite volume	renormalization/matching	heavy quark treatment	$f_{B_d}\sqrt{\hat{B}_{B_d}}$	$f_{B_s}\sqrt{\hat{B}_{B_s}}$	\hat{B}_{B_d}	\hat{B}_{B_s}
FNAL/MILC 11A	[411]	2+1	C	★	○	★	○	✓	250(23) [†]	291(18) [†]	–	–
HPQCD 09	[402]	2+1	A	○	○ [∇]	★	○	✓	216(15) [*]	266(18) [*]	1.27(10) [*]	1.33(6) [*]
HPQCD 06A	[412]	2+1	A	■	■	★	○	✓	–	281(21)	–	1.17(17)
ETM 13B	[334]	2	P	★	○	★	★	✓	216(6)(8)	262(6)(8)	1.30(5)(3)	1.32(5)(2)
ETM 12A, 12B	[392, 413]	2	C	★	○	★	★	✓	–	–	1.32(8) [◊]	1.36(8) [◊]

[†] Reported $f_B^2 B$ at $\mu = m_b$ is converted to RGI by multiplying the two-loop factor 1.517.

[∇] Wrong-spin contributions are not included in the rS χ PT fits.

^{*} This result uses an old determination of $r_1 = 0.321(5)$ fm from Ref. [379] that has since been superseded.

[◊] Reported B at $\mu = m_b = 4.35$ GeV is converted to RGI by multiplying the two-loop factor 1.521.

Table 26: Neutral B and B_s meson mixing matrix elements (in MeV) and bag parameters.

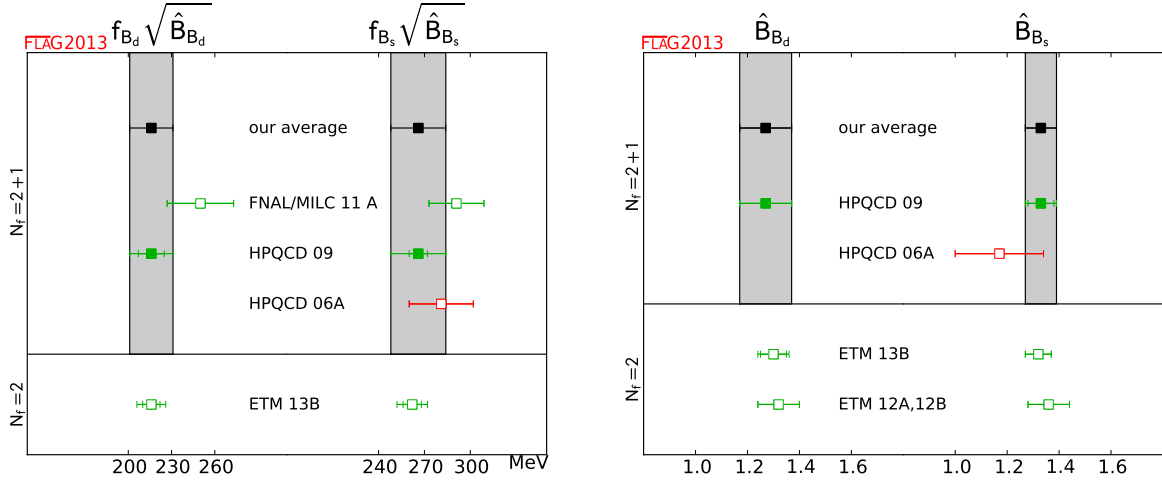


Figure 17: Neutral B and B_s meson mixing matrix elements and bag parameters [values in Table 26 and Eqs. (124), (125)].

The ETM collaboration has presented their first results for B -mixing quantities with $N_f = 2$ sea quarks in Refs. [392, 413] (ETM 12A, 12B) using ensembles at three lattice spacings in the range $a \approx 0.065 - 0.098$ fm with a minimum pion mass of 270 MeV. Additional ensembles at $a \approx 0.054$ fm are included in ETM 13B [334]. The valence and sea quarks are simulated with two different versions of the twisted-mass Wilson fermion action. The heavy-quark masses are in the charm region and above while keeping $am_h \lesssim 0.6$ for ETM 12A and 12B. Larger masses up to $am_h \lesssim 0.85$ are used for ETM 13B. In this series of calculations the ratio method first developed for B -meson decay constants (see Appendix A.1.3 and Section 8.1) is extended to B -meson mixing quantities. ETM again constructs ratios of B -mixing matrix elements (now called $\omega_{d(s)}$) that are equal to unity in the static limit, including also an analogous ratio for ξ . The renormalization of the four-quark operator is calculated nonperturbatively in the RI'/MOM scheme. As an intermediate step for the interpolation to the physical b -quark mass, these ratios include perturbative matching factors to match the four-quark operator from QCD to HQET; these include tree-level and leading log contributions in ETM 12A and 12B, and additionally next-to-leading-log contributions in ETM 13B. Similar to their decay constant analysis, ETM analyses the $SU(3)$ breaking ratio of ratios, ω_s/ω_ℓ , and combines it with ω_s to obtain B_{B_d} . The data are interpolated to a fixed set of heavy-quark reference masses on all ensembles, and subsequently extrapolated to the continuum and to the physical light-quark masses in a combined fit. The interpolation to the physical b -quark mass is linear or quadratic in the inverse of the heavy-quark mass. While ETM 13B reports RGI bag parameters, ETM 12A and 12B report only $B_B(m_b)^{\overline{MS}, NDR}$ at $m_b = 4.35$ GeV. Taking $\alpha_s(M_Z) = 0.1184$ [97], we apply an RGI conversion factor of $\hat{B}_B/B_B(m_b)^{\overline{MS}, NDR} = 1.521$ to obtain the \hat{B}_B values quoted in Table 26. The observed discretization effects (as measured by the percentage difference between the lattice data at the smallest lattice spacing and the continuum extrapolated results) are $\lesssim 1\%$ over the range of heavy-quark masses used in their simulations. As a result, the dominant error on the bag parameters and on the ratio of bag parameters is the combined statistical uncertainty, whereas the dominant error on the $SU(3)$ breaking ratio ξ is due to the chiral extrapolation. Because these studies appear either in

Collaboration	Ref.	N_f	publication status	continuum extrapolation	chiral extrapolation	finite volume	renormalization/matching	heavy quark treatment	ξ	B_{B_s}/B_{B_d}
FNAL/MILC 12	[414]	2+1	A	○	○	★	○	✓	1.268(63)	1.06(11)
RBC/UKQCD 10C	[405]	2+1	A	■	■	★	○	✓	1.13(12)	–
HPQCD 09	[402]	2+1	A	○	○ [∇]	★	○	✓	1.258(33)	1.05(7)
ETM 13B	[334]	2	P	★	○	★	★	✓	1.225(16)(14)(22)	1.007(15)(14)
ETM 12A, 12B	[392, 413]	2	C	★	○	★	★	✓	1.21(6)	1.03(2)

[∇]Wrong-spin contributions are not included in the rS χ PT fits.

Table 27: Results for $SU(3)$ breaking ratios of neutral B_d and B_s meson mixing matrix elements and bag parameters.

conference proceedings or preprint only, the results do not enter our averages.

For the $N_f = 2 + 1$ case there are three collaborations that have presented results for $B - \bar{B}$ mixing matrix elements: HPQCD, RBC/UKQCD, and FNAL/MILC. The first published results are by the HPQCD collaboration [402, 412] and use NRQCD b quarks and Asqtad light valence quarks on $N_f = 2 + 1$ MILC Asqtad ensembles. In HPQCD 06A [412] results are presented for B_s -mixing quantities only, using one lattice spacing and two light sea-quark masses with a minimum RMS pion mass of 510 MeV. The observed sea-quark mass dependence is much smaller than the rather large statistical errors. This calculation uses one-loop mean-field improved lattice perturbation theory for the operator renormalization. Discretization errors cannot be estimated from the data with only one lattice spacing, but are estimated using power counting arguments to be smaller than the dominant statistical and renormalization errors. With only one lattice spacing and given the rather large minimum RMS pion mass, this result does not enter our averages. These shortcomings are removed in HPQCD 09 [402] with two lattice spacings, ($a \approx 0.09, 0.12$ fm) and four or two sea-quark masses per lattice spacing with a minimum RMS pion mass of about 400 MeV. The calculation is also extended to include both B_d and B_s mixing quantities and thus also the $SU(3)$ breaking ratios. A combined chiral and continuum extrapolation of the data is performed, using NLO HMrS χ PT, supplemented by NNLO analytic and generic discretization terms of $\mathcal{O}(\alpha_s a^2, a^4)$. The dominant systematic error is due to using one-loop mean-field improved lattice perturbation theory for the operator renormalization and matching, the same as in HPQCD 06. It is estimated as 4% and 2.5%, respectively, consistent with power counting. The statistical, chiral, and continuum extrapolation uncertainties are also prominent sources of uncertainty, followed by heavy-quark truncation and scale setting errors. The dominant error on ξ is due to statistics and chiral extrapolation. Finally, we note that this work uses an old determination of $r_1 = 0.321(5)$ fm from Ref. [379] to set the scale, that has since been

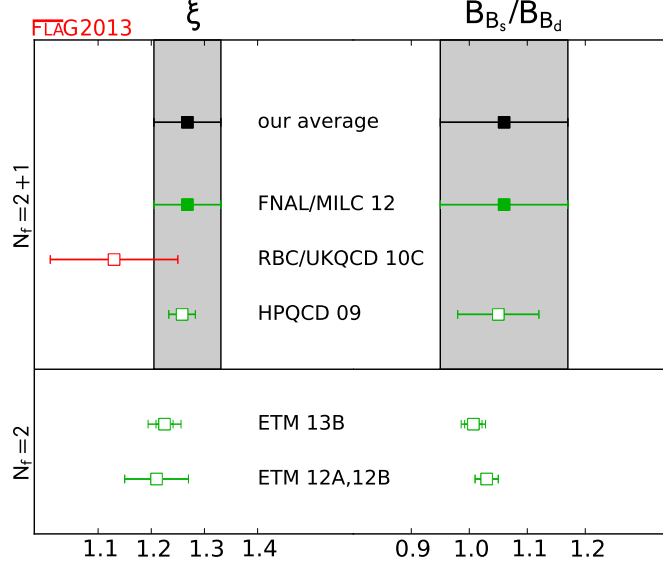


Figure 18: The $SU(3)$ breaking quantities ξ and B_{B_s}/B_{B_d} [values in Table 27 and Eq. (126)].

superseded, and that differs from the new value by about two standard deviations. Dimensionless quantities are, of course, affected by a change in r_1 only through the inputs, which are a subdominant source of uncertainty. The scale uncertainty itself is also subdominant in the error budget, and this change therefore does not affect HPQCD 09’s results for $f_{B_q}\sqrt{B_{B_q}}$ outside of the total error.

The RBC/UKQCD collaboration has presented a result for the $SU(3)$ breaking ratio ξ in Ref. [405] using a static-limit action on $N_f = 2 + 1$ domain wall ensembles at a single lattice spacing $a \approx 0.11$ fm with a minimum pion mass of approximately 430 MeV. They use both HYP and APE smearing for the static-limit action and one-loop mean field improved lattice perturbation theory to renormalize the static-limit four-quark operators. Effects of $\mathcal{O}(1/m_h)$ are not included in the static-limit action and operators, but Ref. [405] includes an estimate of this effect via power counting as $\mathcal{O}((m_s - m_d)/m_b)$ in the error budget. The statistical errors in this work are significant ($\sim 5 - 6\%$), as are the chiral extrapolation errors ($\sim 7\%$, estimated from the difference between fits using NLO $SU(2)$ HM χ PT and a linear fit function), due to the rather large pion masses used in this in this work. With data at only one lattice spacing, discretization errors cannot be estimated from the data, but a power counting estimate of this error of 4% is included in the systematic error budget. With only one lattice spacing this result does not enter our averages. The RBC/UKQCD collaboration reported at Lattice 2013 [407] that they are extending this study, using HYP and HYP2 smearings for the static-limit action, smaller pion masses, larger volumes and two lattice spacings. The conference proceedings [407], however, did not appear until after the closing deadline and is therefore not included in this review.

Another calculation of the $SU(3)$ breaking ratio ξ is presented by the Fermilab Lattice and MILC collaborations in Ref. [414] (FNAL/MILC 12). The calculation uses the Fermilab method for the b quarks together with Asqtad light and strange valence quarks on a subset of the MILC Asqtad $N_f = 2 + 1$ ensembles, including lattice spacings in the range

$a \approx 0.09 - 0.12$ fm and a minimum RMS pion mass of approximately 320 MeV. This analysis includes partially-quenched lattice data at six valence light-quark masses for each sea-quark ensemble. The operator renormalizations are calculated using one-loop mean-field improved lattice perturbation theory, which does not result in a significant source of uncertainty for the $SU(3)$ breaking ratios. The combined chiral and continuum extrapolations use a chiral fit function based on NLO partially quenched HMrS χ PT supplemented by NNLO analytic terms. Also included are light-quark discretization terms of $\mathcal{O}(\alpha_s^2 a^2, a^4)$. The combined statistical, light-quark discretization, and chiral extrapolation error dominates the error budget together with an uncertainty that is described as the error due to the omission of “wrong-spin contributions” (see below). First results for the B mixing matrix elements from an ongoing FNAL/MILC calculation of all B meson mixing quantities on the full set of Asqtad ensembles are presented in [411], including the matrix elements of all five operators that contribute to B meson mixing in the Standard Model and beyond. The dominant uncertainties on the matrix elements are due to the combined statistical, chiral extrapolation, and light-quark discretization error and due to the one-loop matching. FNAL/MILC 11A reports results for $f_{B_q} \sqrt{B_{B_q}}$ evaluated at $\mu = m_b$ in the \overline{MS} NDR scheme. Taking $\alpha_s(M_Z) = 0.1184$ [97] and $m_b = 4.19$ GeV [74], we apply an RGI conversion factor of $\hat{B}_B/B_B(m_b)^{\overline{MS},NDR} = 1.517$ to obtain the values for the RGI quantities listed in Table 26. Ref. [411] presents a complete error budget, but since the paper is a conference proceedings, its results are not included in our averages.

For the $N_f = 2$ case there are no published results, so we do not quote an average for this case. For $N_f = 2 + 1$ only the results of HPQCD 09 and FNAL/MILC 12 enter our averages. First, we must consider the issue of the so-called “wrong-spin contributions,” described in Ref. [414] and explained in detail in Ref. [415]. With staggered light quarks, interactions between different unphysical species (“tastes”) of quarks induce mixing between the operator Q_1^q in Eq. (114) and the operators Q_2^q and Q_3^q in Eq. (123) at $\mathcal{O}(a^2)$. These additional contributions to the matrix element $f_{B_q} \sqrt{B_{B_q}}$ are discretization errors that vanish in the continuum limit. The contributions of $Q_1^q - Q_5^q$ have been derived at next-to-leading order in HMrS χ PT [415]. The result is that, in the chiral expansion of the matrix elements of Q_1^q , the matrix elements of $Q_{2,3}^q$ appear with $\mathcal{O}(a^2)$ coefficients that depend upon the light-quark masses. These contributions can be accounted for in the chiral-continuum extrapolation by fitting the numerical results for the matrix elements of the three operators simultaneously. Further, if the matrix elements of all five basis operators in Eqs. (114) and (123) are computed on the lattice, then no additional low-energy constants are required to describe the wrong-spin contributions effects in the chiral-continuum extrapolation. In principle, instead of using HMrS χ PT as described above, it is possible to account for the wrong-spin terms via the inclusion of generic mass-dependent terms such as $\mathcal{O}(a^2 m_\pi^2)$ in the combined chiral-continuum extrapolation, provided that the lattice spacing and light-quark masses are small enough.

Both HPQCD 09 and FNAL/MILC 11A use chiral fit functions based on NLO HMrS χ PT. Since, however, these works predate Refs. [414, 415], the wrong-spin terms are not included in their chiral extrapolations. The calculation in FNAL/MILC 12 also does not include the matrix elements of all three operators, so here the effect of the wrong-spin contributions is treated as a systematic error, which is estimated using the lattice data described in Ref. [411]. As discussed above, the estimated uncertainty of 3% for ξ is a dominant contribution to the error budget in Ref. [414]. Because, however, HPQCD 09 does not include the wrong-spin contributions in its chiral extrapolations, we must consider how they affect the results.

First, the chiral fit functions used in HPQCD 09 and in FNAL/MILC 12 are very similar with similar (though not identical) choices for prior widths. The main difference is that the generic light-quark discretization term of $\mathcal{O}(\alpha_s a^2)$ included in HPQCD 09 is a little less constrained than the $\mathcal{O}(\alpha_s^2 a^2)$ term included in FNAL/MILC 12. It is therefore possible that the chiral extrapolation in HPQCD 09 accounts for the wrong-spin contributions via the generic discretization terms. Furthermore, for $f_{B_q} \sqrt{B_{B_q}}$ the chiral extrapolation error, while not insignificant, is not a dominant source of error in the HPQCD calculation. For ξ , however, the chiral extrapolation error is a dominant source of uncertainty, and the FNAL/MILC 12 analysis indicates that the omission of the wrong-spin contributions from HMrS χ PT fits may also be a significant source of error. We therefore make the conservative choice of excluding HPQCD 09's result for ξ from our average, but keeping HPQCD 09's results for $f_{B_q} \sqrt{B_{B_q}}$ and B_{B_q} in our averages. As a result, we now have only one calculation that enters our averages for each quantity. Our averages are ($N_f = 2 + 1$):

$$f_{B_d} \sqrt{\hat{B}_{B_d}} = 216(15) \text{ MeV}, \quad f_{B_s} \sqrt{\hat{B}_{B_s}} = 266(18) \text{ MeV}, \quad (124)$$

$$\hat{B}_{B_d} = 1.27(10), \quad \hat{B}_{B_s} = 1.33(6), \quad (125)$$

$$\xi = 1.268(63), \quad B_{B_s}/B_{B_d} = 1.06(11). \quad (126)$$

Finally, we note that the above results are all correlated with each other: the numbers in (124) and (125) are from HPQCD 09 [402], while those in (126) are from FNAL/MILC 12 [414] – the same Asqtad MILC ensembles are used in these simulations. The results are also correlated with the averages obtained in Section 8.1 and shown in Eq. (111), because the calculations of B -meson decay constants and mixing quantities are performed on the same (or on similar) sets of ensembles, and results obtained by a given collaboration use the same actions and setups. These correlations must be considered when using our averages as inputs to UT fits. In the future, as more independent calculations enter the averages, correlations between the lattice-QCD inputs to the UT fit will become less significant.

8.3 Semileptonic form factors for B decays to light flavours

The Standard Model differential rate for the decay $B_{(s)} \rightarrow P \ell \nu$ involving a quark-level $b \rightarrow u$ transition is given, at leading order in the weak interaction, by a formula identical to the one for D decays in Eq. (95) but with $D \rightarrow B_{(s)}$ and the relevant CKM matrix element $|V_{cq}| \rightarrow |V_{ub}|$:

$$\begin{aligned} \frac{d\Gamma(B_{(s)} \rightarrow P \ell \nu)}{dq^2} &= \frac{G_F^2 |V_{ub}|^2}{24\pi^3} \frac{(q^2 - m_\ell^2)^2 \sqrt{E_P^2 - m_P^2}}{q^4 m_{B_{(s)}}^2} \left[\left(1 + \frac{m_\ell^2}{2q^2} \right) m_{B_{(s)}}^2 (E_P^2 - m_P^2) |f_+(q^2)|^2 \right. \\ &\quad \left. + \frac{3m_\ell^2}{8q^2} (m_{B_{(s)}}^2 - m_P^2)^2 |f_0(q^2)|^2 \right]. \quad (127) \end{aligned}$$

Again, for $\ell = e, \mu$ the contribution from the scalar form factor f_0 can be neglected, and one has a similar expression to Eq. (97), which in principle allows for a direct extraction of $|V_{ub}|$ by matching theoretical predictions to experimental data. However, while for D (or K) decays the entire physical range $0 \leq q^2 \leq q_{\text{max}}^2$ can be covered with moderate momenta accessible to lattice simulations, in $B \rightarrow \pi \ell \nu$ decays one has $q_{\text{max}}^2 \sim 26 \text{ GeV}^2$ and only part of the full kinematic range is reachable. As a consequence, obtaining $|V_{ub}|$ from $B \rightarrow \pi \ell \nu$ is more complicated than obtaining $|V_{cd(s)}|$ from semileptonic D -meson decays. The standard

procedure involves the matching of theoretical predictions and experimental data for the integrated decay rate over a limited q^2 range,

$$\Delta\zeta = \frac{1}{|V_{ub}|^2} \int_{q_1^2}^{q_2^2} \left(\frac{d\Gamma}{dq^2} \right) dq^2. \quad (128)$$

This requires knowledge of the relevant form factor(s) within the integration interval. In practice, lattice computations are restricted to small values of the momentum transfer (see Sec. 7.2) where statistical and momentum-dependent discretization errors can be controlled,³² which in existing calculations roughly cover the upper third of the kinematically allowed q^2 range. Experimental results normally cover the whole interval, but are more precise in the low- q^2 region. Therefore, both experimental and lattice data for the q^2 dependence have to be parameterized by fitting data to a specific ansatz, either separately or jointly (with the relative normalization $|V_{ub}|^2$ as a free parameter). A good control of the systematic uncertainty induced by the choice of parameterization is hence crucial to obtain a precise determination of $|V_{ub}|$.

8.3.1 Parameterizations of heavy-to-light semileptonic form factors

All form factors are analytic functions of q^2 outside physical poles and inelastic threshold branch points; in the case of $B \rightarrow \pi\ell\nu$, the only pole expected below the $B\pi$ production region, starting at $q^2 = t_+ = (m_B + m_\pi)^2$, is the B^* . A simple ansatz for the q^2 dependence of the $B \rightarrow \pi\ell\nu$ semileptonic form factors that incorporates vector-meson dominance is the Bećirević-Kaidalov (BK) parameterization [355]:

$$f_+(q^2) = \frac{f(0)}{(1 - q^2/m_{B^*}^2)(1 - \alpha q^2/m_{B^*}^2)}, \quad f_0(q^2) = \frac{f(0)}{1 - \frac{1}{\beta} q^2/m_{B^*}^2}. \quad (129)$$

Because the BK ansatz has few free parameters, it has been used extensively to parameterize the shape of experimental branching-fraction measurements and theoretical form-factor calculations. A variant of this parameterization proposed by Ball and Zwicky (BZ) adds extra pole factors to the expressions in Eq. (129) in order to mimic the effect of multiparticle states [417]. Another variant (RH) has been proposed by Hill in [418]. Although all of these parameterizations capture some known properties of form factors, they do not manifestly satisfy others. For example, perturbative QCD scaling constrains the high- q^2 behaviour to be $f_+(q^2) \sim 1/q^2$ up to logarithmic corrections [419–421], and angular momentum conservation constrains the asymptotic behaviour near thresholds — e.g. $\text{Im} f_+(q^2) \sim (q^2 - t_+)^{3/2}$ (see e.g. [349]). Further, they do not allow for an easy quantification of systematic uncertainties.

A more systematic approach that improves upon the use of simple models for the q^2 behaviour exploits the positivity and analyticity properties of two-point functions of vector currents to obtain optimal parameterizations of form factors [348, 421–425]. Any form factor f can be shown to admit a series expansion of the form

$$f(q^2) = \frac{1}{B(q^2)\phi(q^2, t_0)} \sum_{n=0}^{\infty} a_n(t_0) z(q^2, t_0)^n, \quad (130)$$

³²The variance of hadron correlation functions at nonzero momentum is dominated at large Euclidean times by zero-momentum multiparticle states [416]; therefore the noise-to-signal grows more rapidly than for the vanishing momentum case.

where the squared momentum transfer is replaced by the variable

$$z(q^2, t_0) = \frac{\sqrt{t_+ - q^2} - \sqrt{t_+ - t_0}}{\sqrt{t_+ - q^2} + \sqrt{t_+ - t_0}}. \quad (131)$$

This is a conformal transformation, depending on an arbitrary real parameter $t_0 < t_+$, that maps the q^2 plane cut for $q^2 \geq t_+$ onto the disk $|z(q^2, t_0)| < 1$ in the z complex plane. The function $B(q^2)$ is called the *Blaschke factor*, and contains poles and cuts below t_+ — for instance, in the case of $B \rightarrow \pi$ decays

$$B(q^2) = \frac{z(q^2, t_0) - z(m_{B^*}^2, t_0)}{1 - z(q^2, t_0)z(m_{B^*}^2, t_0)} = z(q^2, m_{B^*}^2). \quad (132)$$

Finally, the quantity $\phi(q^2, t_0)$, called the *outer function*, is an analytic function that does not introduce further poles or branch cuts. The crucial property of this series expansion is that the sum of the squares of the coefficients

$$\sum_{n=0}^{\infty} a_n^2 = \frac{1}{2\pi i} \oint \frac{dz}{z} |B(z)\phi(z)f(z)|^2, \quad (133)$$

is a finite quantity. Therefore, by using this parameterization an absolute bound to the uncertainty induced by truncating the series can be obtained. The criteria involved in the optimal choice of ϕ then aim at obtaining a bound that is useful in practice, while (ideally) preserving the correct behaviour of the form factor at high q^2 and around thresholds.

The simplest form of the bound would correspond to $\sum_{n=0}^{\infty} a_n^2 = 1$. *Imposing* this bound yields the following “standard” choice for the outer function

$$\begin{aligned} \phi(q^2, t_0) &= \sqrt{\frac{1}{32\pi\chi_{1-}(0)}} \left(\sqrt{t_+ - q^2} + \sqrt{t_+ - t_0} \right) \\ &\times \left(\sqrt{t_+ - q^2} + \sqrt{t_+ - t_-} \right)^{3/2} \left(\sqrt{t_+ - q^2} + \sqrt{t_+} \right)^{-5} \frac{t_+ - q^2}{(t_+ - t_0)^{1/4}}, \end{aligned} \quad (134)$$

where $\chi_{1-}(0)$ is the derivative of the transverse component of the polarisation function (i.e. the Fourier transform of the vector two-point function) $\Pi_{\mu\nu}(q)$ at Euclidian momentum $Q^2 = -q^2 = 0$. It is computed perturbatively, using operator product expansion techniques, by relating the $B \rightarrow \pi\ell\nu$ decay amplitude to $\ell\nu \rightarrow B\pi$ inelastic scattering via crossing symmetry and reproducing the correct value of the inclusive rate $\ell\nu \rightarrow X_b$. We will refer to the series parameterization with the outer function in Eq. (134) as Boyd, Grinstein, and Lebed (BGL). The perturbative and OPE truncations imply that the bound is not strict, and one should take it as

$$\sum_{n=0}^N a_n^2 \lesssim 1, \quad (135)$$

where this holds for any choice of N . Since the values of $|z|$ in the kinematical region of interest are well below 1 for judicious choices of t_0 , this provides a very stringent bound on systematic uncertainties related to truncation for $N \geq 2$. On the other hand, the outer function in Eq. (134) is somewhat unwieldy and, more relevantly, spoils the correct large q^2 behaviour and induces an unphysical singularity at the $B\pi$ threshold.

A simpler choice of outer function has been proposed by Bourely, Caprini and Lellouch (BCL) in [349], which leads to a parameterization of the form

$$f_+(q^2) = \frac{1}{1-q^2/m_{B^*}^2} \sum_{n=0}^N a_n(t_0) z(q^2, t_0)^n. \quad (136)$$

This satisfies all the basic properties of the form factor, at the price of changing the expression for the bound to

$$\sum_{j,k=0}^N B_{jk}(t_0) a_j(t_0) a_k(t_0) \leq 1. \quad (137)$$

The constants B_{jk} can be computed and shown to be $|B_{jk}| \lesssim \mathcal{O}(10^{-2})$ for judicious choices of t_0 ; therefore, one again finds that truncating at $N \geq 2$ provides sufficiently stringent bounds for the current level of experimental and theoretical precision. It is actually possible to optimize the properties of the expansion by taking

$$t_0 = t_{\text{opt}} = (m_B - m_\pi)(\sqrt{m_B} - \sqrt{m_\pi})^2, \quad (138)$$

which for physical values of the masses results in the semileptonic domain being mapped onto the symmetric interval $|z| \lesssim 0.279$ (where this range differs slightly for the B^\pm and B^0 decay channels), minimizing the maximum truncation error. If one also imposes that the asymptotic behaviour $\text{Im} f_+(q^2) \sim (q^2 - t_+)^{3/2}$ near threshold is satisfied, then the highest-order coefficient is further constrained as

$$a_N = -\frac{(-1)^N}{N} \sum_{n=0}^{N-1} (-1)^n n a_n. \quad (139)$$

Substituting the above constraint on a_N into Eq. (136) leads to the constrained BCL parameterization

$$f_+(q^2) = \frac{1}{1-q^2/m_{B^*}^2} \sum_{n=0}^{N-1} a_n \left[z^n - (-1)^{n-N} \frac{n}{N} z^N \right], \quad (140)$$

which is the standard implementation of the BCL parameterization used in the literature.

Parameterizations of the BGL and BCL kind (to which we will refer collectively as “ z -parameterizations”) have already been adopted by the Babar and Belle collaborations to report their results, and also by the Heavy Flavour Averaging Group (HFAG). Some lattice collaborations, such as FNAL/MILC and ALPHA, have already started to report their results for form factors in this way. The emerging trend is to use the BCL parameterization as a standard way of presenting results for the q^2 dependence of semileptonic form factors. Our policy will be to quote results for z -parameterizations when the latter are provided in the paper (including the covariance matrix of the fits); when this is not the case, but the published form factors include the full correlation matrix for values at different q^2 , we will perform our own fit to the constrained BCL ansatz in Eq.(140); otherwise no fit will be quoted.

8.3.2 Form factors for $B \rightarrow \pi\ell\nu$ and $B_s \rightarrow K\ell\nu$

The semileptonic decay processes $B \rightarrow \pi\ell\nu$ and $B_s \rightarrow K\ell\nu$ enable determinations of the CKM matrix element $|V_{ub}|$ within the Standard Model via Eq. (127). Results for the $B \rightarrow \pi\ell\nu$ form factors have been published by the HPQCD [426] and FNAL/MILC [350] Collaborations, in both cases for $N_f = 2 + 1$ dynamical quark flavours. Work is also underway by ALPHA [427, 428] (on $N_f = 2$ nonperturbatively $\mathcal{O}(a)$ improved Wilson configurations), FNAL/MILC [429, 430] (updating the published analysis), HPQCD [431, 432] (with HISQ valence light quarks), and the RBC/UKQCD Collaborations [433, 434] (with $N_f = 2 + 1$ DWF). These calculations, however, are so far described only in conference proceedings which do not provide quotable results, so they will not be discussed in this report. No unquenched computation of $B_s \rightarrow K\ell\nu$ form factors is currently available. Preliminary results by the HPQCD Collaboration are reported in [431, 432], while work in progress by the FNAL/MILC Collaboration is discussed in [429, 435].

Both the HPQCD and the FNAL/MILC computations of the $B \rightarrow \pi\ell\nu$ amplitudes use ensembles of gauge configurations with $N_f = 2 + 1$ flavours of rooted staggered quarks produced by the MILC Collaboration at two different values of the lattice spacing ($a \sim 0.12, 0.09$ fm). The relative scale is fixed in both cases through r_1/a , while the absolute scale is set through the Υ $2S$ – $1S$ splitting for HPQCD and f_π (with uncertainty estimated from the same Υ splitting) for FNAL/MILC. The spatial extent of the lattices is $L \simeq 2.4$ fm, save for the lightest mass point ($a \sim 0.09$ fm) for which $L \simeq 2.9$ fm. The lightest RMS pion mass is around 400 MeV. Lattice-discretization effects are estimated within HMrS χ PT in the FNAL/MILC computation, while HPQCD quotes the results at $a \sim 0.12$ fm as central values and uses the $a \sim 0.09$ fm results to quote an uncertainty.

The main difference between the computations lies in the treatment of heavy quarks. HPQCD uses the NRQCD formalism, with a one-loop matching of the relevant currents to the ones in the relativistic theory. FNAL/MILC employs the clover action with the Fermilab interpretation, with a mostly nonperturbative renormalization of the relevant currents, within which light-light and heavy-heavy currents are renormalized nonperturbatively and one-loop perturbation theory is used for the relative normalization. (See Table 28; full details about the computations are provided in tables in Appendix B.6.3.)

Chiral extrapolations are an important source of systematic uncertainty, since the pion masses at which the computations are carried out are relatively heavy. In order to control deviations from the expected χ PT behaviour, FNAL/MILC supplements $SU(3)$ HMrS χ PT formulae with higher-order powers in E_π to extend the form factor parameterization up to $E_\pi \sim 1$ GeV. Chiral extrapolation effects do indeed make the largest contribution to their systematic error budget. HPQCD performs chiral extrapolations using HMrS χ PT formulae, and estimates systematic uncertainties by comparing the result with the ones from fits to a linear behaviour in the light-quark mass, continuum HM χ PT, and partially quenched HMrS χ PT formulae (including also data with different sea and valence light quark masses). This is again the dominant contribution to the error budget of the computation, along with the matching of the heavy-light current.

HPQCD provides results for both $f_+(q^2)$ and $f_0(q^2)$. In this case, the parameterization of the q^2 dependence of form factors is somewhat intertwined with chiral extrapolations: a set of fiducial values $\{E_\pi^{(n)}\}$ is fixed for each value of the light-quark mass, and $f_{+,0}$ are interpolated to each of the $E_\pi^{(n)}$; chiral extrapolations are then performed at fixed E_π . The interpolation is performed using a BZ ansatz. The q^2 dependence of the resulting form factors in the chiral

limit is then described by means of a BZ ansatz, which is cross-checked against BK, RH, and BGL parameterizations. FNAL/MILC presents results for $f_+(q^2)$ only, and provides as its preferred description a three-parameter fit to the BGL form in a companion paper [436]; this result is quoted in Table 28. HPQCD, on the other hand, does not provide the correlation matrix for the values of $f_+(q^2)$ in the chiral limit, and therefore no independent fit to a z -parameterization is possible.

Results for the integrated decay rate $\Delta\zeta^{B\pi}$, which is defined in equation (128) and depends on the chosen interval of integration, are available in both cases (see Table 28 and Fig. 19). We quote the average ($q_1 = 4 \text{ GeV}$, $q_2 = q_{max}$):

$$N_f = 2 + 1 : \quad \Delta\zeta^{B\pi} = 2.16(50) \text{ ps}^{-1}, \quad (141)$$

where we have conservatively assumed that the calculations are 100% correlated because neither FNAL/MILC nor HPQCD provide itemized error budgets for $\Delta\zeta^{B\pi}$.³³

The results for $f_+(q^2)$ in HPQCD 06 and FNAL/MILC 08A can also be combined into a single fit to our preferred BCL z -parameterization, Eq. (140). While FNAL/MILC 08A provides the full correlation matrix between $f_+(q^2)$ values, this information is not available for HPQCD data; we thus perform a simultaneous fit including all the $f_+(q^2)$ values from FNAL/MILC 08A and only one point from HPQCD 06. The value of f_+ from HPQCD 06 that we choose to include in the fit is the one at the lowest quoted momentum transfer for which no extrapolation in the energy of the final state pion is involved in the computation, $q_{min}^2 = 17.35 \text{ GeV}^2$. Since in FNAL/MILC 08A $q_{min}^2 = 18.4 \text{ GeV}^2$, this extends the covered kinematical range, and, together with the smaller relative error of the HPQCD datum, results in the latter having a significant weight in the fit. The HPQCD and FNAL/MILC computations are correlated by the use of an overlapping set of gauge-field ensembles for the evaluation of observables. We therefore treat the combined statistical plus chiral-extrapolation errors as 100% correlated between the two calculations in the fit. We treat the other systematic uncertainties as uncorrelated because they are mostly associated with the choice of b -quark action, which is different in the two calculations.

We fit the two sets of lattice data for $f_+(q^2)$ together to the BCL parameterization in Eq. (140) and assess the systematic uncertainty due to truncating the series expansion by considering fits to different orders in z . Figure 20 plots the FNAL/MILC and HPQCD data points for $(1 - q^2/m_{B^*}^2)f_+(q^2)$ versus z ; the data is highly linear, and only a simple two-parameter fit is needed for a good $\chi^2/\text{d.o.f.}$. (Note that a fit to the constrained BCL form in Eq. (140) with two free parameters corresponds to a polynomial through $\mathcal{O}(z^2)$, etc.) Further, we cannot constrain the coefficients of the z -expansion beyond this order, as evidenced by the error on the coefficient a_2 being significantly greater than 100% for a three-parameter fit. Because the FNAL/MILC synthetic data points are all from the output of the same chiral-continuum extrapolation, they are strongly correlated, so inverting the full 12×12 correlation matrix is problematic. We address these correlations in the FNAL/MILC data in several ways and make sure that the outcome of the fit is stable: we thin the data set to either six (every other) or four (every third) points, and imposing singular value decomposition (SVD) cuts of various severities in the construction of the pseudoinverse. The results (central values

³³These calculations are based on an overlapping set of gauge-field ensembles, so their statistical errors are highly correlated. They use different heavy-quark actions, renormalization methods, and chiral extrapolation fit functions, however, so we expect their systematic errors to be largely uncorrelated. Therefore we expect that assuming 100% correlation will lead to a conservative (over)estimate for the errors in $\Delta\zeta^{B\pi}$.

Collaboration	Ref.	N_f	publication status	continuum extrapolation	chiral extrapolation	finite volume	renormalization	heavy-quark treatment	$\Delta\zeta^{B\pi}$	z -parameterization type	$\{a_0, a_1, a_2\}$	cov. matrix
FNAL/MILC 08A [350]		2+1	A	○	○	★	○	✓	$2.21^{+0.47}_{-0.42}^\dagger$	BGL [‡]	$\{0.0216(27), -0.038(19), -0.113(27)\}$	yes [§]
HPQCD 06	[426]	2+1	A	○	○	★	○	✓	2.07(41)(39)	–	–	no

[†] Value based on the calculation of Ref. [350] (private communication with the FNAL/MILC collaboration).

[‡] Result of BGL fit to FNAL/MILC data in Ref. [350] using $\chi_{1-}(0) = 6.88919 \times 10^{-4}$ and given in [436].

[§] Covariance matrix $C_{ij} = \text{cov}(a_i, a_j)$ given in Table IV of Ref. [436].

Table 28: Results for the $B \rightarrow \pi \ell \nu$ semileptonic form factor. The quantity $\Delta\zeta$ is defined in Eq. (128); the quoted values correspond to $q_1 = 4 \text{ GeV}$, $q_2 = q_{max}$, and are given in ps^{-1} . The “cov. matrix” entry indicates whether or not the correlations, either between the lattice form-factor data at different values of q^2 , or between the coefficients of a z -parameterization, are provided. This information is needed to use the lattice results in a combined fit to obtain $|V_{ub}|$.

and errors) for the fit parameters are all very consistent irrespective of the treatment of correlations.

We quote as our preferred result the outcome of the three-parameter $\mathcal{O}(z^3)$ BCL fit using a thinned FNAL/MILC dataset that includes every second data point starting at $q^2 = 18.4 \text{ GeV}^2$ in addition to the HPQCD point at $q^2 = 17.35 \text{ GeV}^2$:

$$N_f = 2 + 1 : \quad a_0 = 0.453(33), \quad a_1 = -0.43(33), \quad a_2 = 0.9(3.9); \quad (142)$$

$$\text{cov}(a_i, a_j) = \begin{pmatrix} 1.00 & -0.55 & -0.63 \\ -0.55 & 1.00 & 0.59 \\ -0.63 & 0.59 & 1.00 \end{pmatrix},$$

where the above uncertainties encompass both the lattice errors and the systematic error due to truncating the series in z . This can be used as the averaged FLAG result for the lattice-computed form factor $f_+(q^2)$. The coefficient a_3 can be obtained from the values for a_0 – a_2 using Eq. (139). We emphasize that future lattice-QCD calculations of semileptonic form factors should publish their full statistical and systematic correlation matrices to enable others to use the data fully.

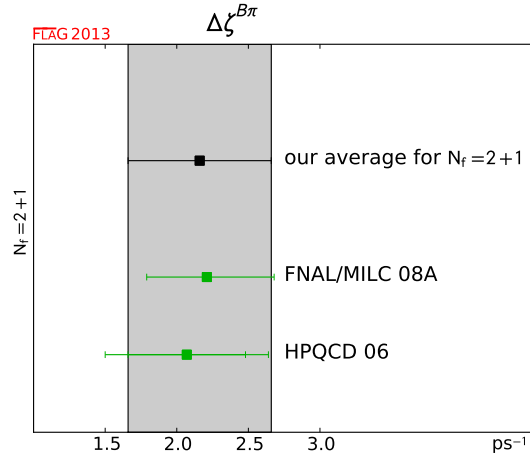


Figure 19: Integrated width of the decay $B \rightarrow \pi \ell \nu$ divided by $|V_{ub}|^2$ [values in Table 28 and Eq. (141)].

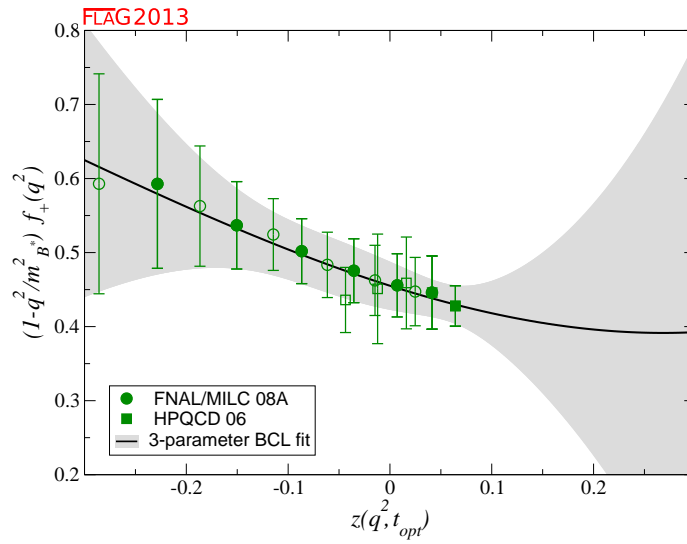


Figure 20: The form factors $(1 - q^2/m_{B^*}^2)f_+(q^2)$ versus z . The filled symbols denote data points included in the fit, while the open symbols show points that are not included in the fit (either because of unknown correlations or strong correlations). The grey band displays our preferred three-parameter BCL fit to the plotted data with errors.

8.3.3 Form factors for rare and radiative B semileptonic decays to light flavours

Lattice-QCD input is also available for some exclusive semileptonic decay channels involving neutral-current $b \rightarrow s$ transitions at the quark level. Being forbidden at tree level in the SM, these processes allow for stringent tests of potential new physics; simple examples are $B \rightarrow K^* \gamma$ and $B \rightarrow K^{(*)} \ell^+ \ell^-$, where the B meson (and therefore the kaon) can be either neutral or charged.

The corresponding SM effective weak Hamiltonian is considerably more complicated than the one for the tree-level processes discussed above: after neglecting top quark effects, as many as ten dimension-six operators formed by the product of two hadronic currents or one hadronic and one leptonic current appear.³⁴ Three of the latter, coming from penguin and box diagrams, dominate at short distances, and within a reasonable approximation one can keep these contributions only. Long-distance hadronic physics is then again encoded in matrix elements of current operators (vector, tensor, and axial-vector) between one-hadron states, which in turn can be parameterized in terms of a number of form factors (see [438] for a complete description). In addition, the lattice computation of the relevant form factors in channels with a vector meson in the final state faces extra challenges on top of those already present when the decay product is a Goldstone boson: the state is unstable and the extraction of the relevant matrix element from correlation functions is significantly more complicated; and χ PT cannot be used as a guide to extrapolate results at unphysically heavy pion masses to the chiral limit. As a result, the current lattice methods and simulations that allow for control over systematic errors for kaon and pion final states leave uncontrolled systematic errors in calculations of weak decay form factors into unstable vector meson final states, such as the K^* or ρ mesons.

Several collaborations are calculating form factors for $B \rightarrow K^{(*)}$ transitions in the Standard Model and beyond on the MILC $N_f = 2 + 1$ rooted Aqstad staggered gauge configurations. Two new results have appeared since the initial April closing date for this review. We summarize their content briefly here, but a full discussion of the calculations, including their rating, is postponed to the next major update of the FLAG review. The HPQCD Collaboration has published in Ref. [439] a determination of the three form factors for $B \rightarrow K \ell^+ \ell^-$ with NRQCD b quarks and HISQ valence light quarks. In this work, they parameterize the form factors over the full kinematic range using a model-independent z -expansion as in Sec. 8.3.1, and provide the series coefficients and covariance matrix. HPQCD also published a companion paper [440] in which they calculate the Standard Model predictions for the differential branching fractions and other observables and compare to experiment. Horgan *et al.* have obtained the seven form factors governing $B \rightarrow K^* \ell^+ \ell^-$ (as well as those for $B_s \rightarrow \phi \ell^+ \ell^-$) in Ref. [353] using NRQCD b quarks and Asqtad staggered light quarks. In this work, they use a “modified” z -expansion to simultaneously extrapolate to the physical light-quark masses and continuum and extrapolate in q^2 to the full kinematic range. As discussed in Sec. 7.2, the “modified” z -expansion is not based on an underlying effective theory, and the associated uncertainties have yet to be fully studied. Horgan *et al.* use their form-factor results to calculate the differential branching fractions and angular distributions and discuss the implications for phenomenology in a companion paper [441]. Finally, the FNAL/MILC Collaboration has reported preliminary results for the three $B \rightarrow K \ell^+ \ell^-$ form factors using Fermilab bottom quarks and Asqtad light quarks in Refs. [429, 435].

³⁴See e.g. [437] and references therein.

8.4 Semileptonic form factors for $B \rightarrow D\ell\nu$, $B \rightarrow D^*\ell\nu$, and $B \rightarrow D\tau\nu$

The semileptonic processes $B \rightarrow D\ell\nu$ and $B \rightarrow D^*\ell\nu$ ($\ell = e, \mu$) have been studied extensively by experimentalists and theorists over the years. They allow for the determination of the CKM matrix element $|V_{cb}|$, an extremely important parameter of the Standard Model. $|V_{cb}|$ appears in many quantities that serve as inputs into CKM Unitarity Triangle analyses and reducing its uncertainties is of paramount importance. For example, when ϵ_K , the measure of indirect CP -violation in the neutral kaon system, is written in terms of the parameters ρ and η that specify the apex of the unitarity triangle, a factor of $|V_{cb}|^4$ multiplies the dominant term. As a result, the errors coming from $|V_{cb}|$ (and not those from B_K) are now the dominant uncertainty in the Standard Model (SM) prediction for this quantity. Decay rates for $B \rightarrow D^{(*)}\ell\nu$ processes can be parameterized as

$$\frac{d\Gamma_{B^- \rightarrow D^0 \ell^- \bar{\nu}}}{dw} = \frac{G_\mu^2 m_D^3}{48\pi^3} (m_B + m_D)^2 (w^2 - 1)^{3/2} |\eta_{EW}|^2 |V_{cb}|^2 |\mathcal{G}(w)|^2, \quad (143)$$

$$\frac{d\Gamma_{B^- \rightarrow D^{0*} \ell^- \bar{\nu}}}{dw} = \frac{G_\mu^2 m_{D^*}^3}{4\pi^3} (m_B - m_{D^*})^2 (w^2 - 1)^{1/2} |\eta_{EW}|^2 |V_{cb}|^2 \chi(w) |\mathcal{F}(w)|^2, \quad (144)$$

where $w \equiv v_B \cdot v_{D^{(*)}}$, $v_P = p_P/m_P$ are the four-velocities of the mesons, and $\eta_{EW} = 1.0066$ is the one-loop electroweak correction [442]. The function $\chi(w)$ in Eq. (144) depends upon the recoil w and the meson masses, and reduces to unity at zero recoil [437]. These formulas do not include terms that are proportional to the lepton mass squared which can be neglected for $\ell = e, \mu$.

Most unquenched lattice calculations for $B \rightarrow D^*\ell\nu$ and $B \rightarrow D\ell\nu$ decays to date focus on the form factors at zero recoil [443, 444] $\mathcal{F}^{B \rightarrow D^*}(1)$ and $\mathcal{G}^{B \rightarrow D}(1)$. These can then be combined with experimental input to extract $|V_{cb}|$. The main reasons for concentrating on the zero recoil point are that (i) the decay rate then depends on a single form factor, and (ii) for $B \rightarrow D^*\ell\nu$, there are no $\mathcal{O}(\Lambda_{QCD}/m_Q)$ contributions due to Luke's theorem. Further, the zero recoil form factor can be computed via a double ratio in which most of the current renormalization cancels and heavy-quark discretization errors are suppressed by an additional power of Λ_{QCD}/m_Q .

Some recent work on $B \rightarrow D^{(*)}\ell\nu$ transitions has started to explore the dependence of the relevant form factors on the momentum transfer, but these results are not yet published. The methodology for this is similar to the one employed in $B \rightarrow \pi\ell\nu$ transitions; we refer the reader to Section 8.3 for a detailed discussion. Also recently, first results have appeared for $B_s \rightarrow D_s\ell\nu$ amplitudes, again including information about the momentum transfer dependence; this will allow for an independent determination of $|V_{cb}|$ as soon as experimental data are available for these transitions.

8.4.1 $B_{(s)} \rightarrow D_{(s)}$ decays

Until recently, the only unquenched lattice result for the $B \rightarrow D\ell\nu$ form factor $\mathcal{G}^{B \rightarrow D}(1)$ at zero recoil had appeared in a 2004 conference proceeding by FNAL/MILC [445]. This calculation employs MILC $N_f = 2 + 1$ configurations at a single lattice spacing, again with Fermilab bottom and charm quarks and Asqtad staggered light quarks. Three values of the light-quark mass are used and results extrapolated linearly to the chiral limit. The preliminary result is $\mathcal{G}^{B \rightarrow D}(1) = 1.074(18)(16)$.

The FNAL/MILC study of $B \rightarrow D\ell\nu$ transitions is now being greatly updated by considering several lattice spacings and quark masses, as well as transitions outside the zero recoil

limit. Preliminary results have been published in conference proceedings [446], following the strategy previously outlined in [447]. This work employs ensembles at four values of the lattice spacing ranging between approximately 0.045 fm and 0.12 fm, and four values of the light-quark mass corresponding to pions with RMS masses ranging between 330 MeV and 470 MeV.

The quantities directly studied are the form factors h_{\pm} defined by

$$\frac{\langle D(p_D) | i\bar{c}\gamma_{\mu}b | B(p_B) \rangle}{\sqrt{m_D m_B}} = h_+(w)(v_B + v_D)_{\mu} + h_-(w)(v_B - v_D)_{\mu}, \quad (145)$$

which are related to the standard vector and scalar form factors by

$$f_+(q^2) = \frac{1}{2\sqrt{r}} [(1+r)h_+(w) - (1-r)h_-(w)], \quad f_0(q^2) = \sqrt{r} \left[\frac{1+w}{1+r} h_+(w) + \frac{1-w}{1-r} h_-(w) \right], \quad (146)$$

with $r = m_D/m_B$. (Recall that $q^2 = (p_B - p_D)^2 = m_B^2 + m_D^2 - 2wm_B m_D$.) The hadronic form factor relevant for experiment, $\mathcal{G}(w)$, is then obtained from the relation $\mathcal{G}(w) = 4r f_+(q^2)/(1+r)$. The form factors are obtained from double ratios of three-point functions in which the flavour-conserving current renormalization factors cancel. The remaining matching factor $\rho_{V_{cb}^{\mu}}$ is estimated with one-loop lattice perturbation theory.

In order to obtain $h_{\pm}(w)$ the results are fitted to an ansatz that contains the light-quark mass and lattice spacing dependence predicted by next-to-leading order rSHMChPT, and the leading dependence on m_c predicted by the heavy quark expansion ($1/m_c^2$ for h_+ and $1/m_c$ for h_-). The w -dependence, which allows for an interpolation in w , is given by analytic terms up to $(1-w)^2$, as well as a contribution from the log proportional to $g_{D^*D\pi}^2$. The total systematic error is 2.1% for h_+ and 22% for h_- (note that h_- is of $\mathcal{O}(1-w)$ in the recoil parameter, while h_+ is of $\mathcal{O}(1)$), where the error budget is dominated by the heavy-quark discretization (estimated from HQET) in the case of h_+ , and by the perturbative current matching factor for h_- .

Synthetic data points at three values of w that cover the simulated range are generated for $h_{\pm}(w)$, from which the form factors $f_{+,0}$ are reconstructed and their q^2 -dependence fitted to a z -parameterization of the BGL form [348], cf. Section 8.3. The values of the series coefficients and their correlations are not given in the conference proceedings, but are left for a forthcoming full publication. From the fit result one can extract, in particular, the value of the relevant hadronic form factor at zero recoil

$$\mathcal{G}^{B \rightarrow D}(1) = 1.081(25). \quad (147)$$

Another recent work [448] provides the first study of $B_s \rightarrow D_s \ell \nu$ transitions with $N_f = 2$ flavours of dynamical quarks, using the publicly available ETMC configurations obtained with the twisted-mass QCD action at maximal twist. Four values of the lattice spacing, ranging between 0.054 fm and 0.098 fm, are considered, with physical box lengths ranging between 1.7 fm and 2.7 fm. At two values of the lattice spacing two different physical volumes are available. Charged-pion masses range between ≈ 270 MeV and ≈ 490 MeV, with two or three masses available per lattice spacing and volume, save for the $a \approx 0.054$ fm point at which only one light mass is available for each of the two volumes. The strange and heavy valence quarks are also treated with maximally twisted-mass QCD.

The quantities of interest are again the form factors h_{\pm} defined above. In order to control discretization effects from the heavy quarks, a strategy similar to the one employed by the

ETM Collaboration in their studies of B -meson decay constants (cf. Section 8.1) is employed: the value of $\mathcal{G}(w)$ is computed at a fixed value of m_c and several values of a heavier quark mass $m_h^{(k)} = \lambda^k m_c$, where λ is a fixed scaling parameter, and step-scaling functions are built as

$$\Sigma_k(w) = \frac{\mathcal{G}(w, \lambda^{k+1} m_c, m_c, a^2)}{\mathcal{G}(w, \lambda^k m_c, m_c, a^2)}. \quad (148)$$

Each ratio is extrapolated to the continuum limit, $\sigma_k(w) = \lim_{a \rightarrow 0} \Sigma_k(w)$. One then exploits the fact that the $m_h \rightarrow \infty$ limit of the step-scaling is fixed — in particular, it is easy to find from the heavy-quark expansion that $\lim_{m_h \rightarrow \infty} \sigma(1) = 1$. In this way, the physical result at the b -quark mass can be reached by interpolating $\sigma(w)$ between the charm region (where the computation can be carried out with controlled systematics) and the known static limit value.

In practice, the values of m_c and m_s are fixed at each value of the lattice spacing such that the experimental kaon and D_s masses are reached at the physical point, as determined in [60]. For the scaling parameter $\lambda = 1.176$ is chosen, and eight step-scaling steps are performed, reaching $m_h/m_c = 1.176^9 \simeq 4.30$, approximately corresponding to the ratio of the physical b and c masses in the $\overline{\text{MS}}$ scheme at 2 GeV. All observables are obtained from ratios that do not require (re)normalization. The ansatz for the continuum and chiral extrapolation of Σ_k contains a constant and linear terms in m_{sea} and a^2 . Twisted boundary conditions in space are used for valence-quark fields for better momentum resolution. Applying this strategy the form factors are finally obtained at four reference values of w between 1.004 and 1.062, and, after a slight extrapolation to $w = 1$, the result is quoted

$$\mathcal{G}^{B_s \rightarrow D_s}(1) = 1.052(46). \quad (149)$$

The authors also provide values for the form factor relevant for the meson states with light valence quarks, obtained from a similar analysis to the one described above for the $B_s \rightarrow D_s$ case. Values are quoted from fits with and without a linear m_{sea}/m_s term in the chiral extrapolation. The result in the former case, which safely covers systematic uncertainties, is

$$\mathcal{G}^{B \rightarrow D}(1) = 1.033(95). \quad (150)$$

Given the identical strategy, and the small sensitivity of the ratios used in their method to the light valence- and sea-quark masses, we assign this result the same ratings in Table 29 as those for their calculation of $\mathcal{G}^{B_s \rightarrow D_s}(1)$. Currently the precision of this calculation is not competitive with that of FNAL/MILC 13A, but this is due largely to the small number of configurations analysed by Atoui et al. The viability of their method has been clearly demonstrated, however, which leaves significant room for improvement on the errors of both the $B \rightarrow D$ and $B_s \rightarrow D_s$ form factors with this approach by including either additional two-flavour data or analysing more recent ensembles with $N_f > 2$.

Finally, Atoui et al. also study the scalar and tensor form factors, as well as the momentum transfer dependence of $f_{+,0}$. The value of the ratio $f_0(q^2)/f_+(q^2)$ is provided at a reference value of q^2 as a proxy for the slope of $\mathcal{G}(w)$ around the zero-recoil limit.

8.4.2 $B \rightarrow D^*$ decays

The most precise computation of the zero-recoil form factors needed for the determination of $|V_{cb}|$ from exclusive B semileptonic decays comes from the $B \rightarrow D^* \ell \nu$ form factor at zero recoil, $\mathcal{F}^{B \rightarrow D^*}(1)$, calculated by the Fermilab Lattice and MILC Collaborations [443, 444].

This work uses the MILC $N_f = 2+1$ ensembles. The bottom and charm quarks are simulated using the clover action with the Fermilab interpretation and light quarks are treated via the Asqtad staggered fermion action. At zero recoil $\mathcal{F}^{B \rightarrow D^*}(1)$ reduces to a single form factor, $h_{A_1}(1)$, coming from the axial-vector current

$$\langle D^*(v, \epsilon') | \mathcal{A}_\mu | \bar{B}(v) \rangle = i\sqrt{2m_B 2m_{D^*}} \epsilon'_\mu{}^* h_{A_1}(1), \quad (151)$$

where ϵ' is the polarization of the D^* . Reference [444] introduces a new ratio of three-point correlators which directly gives $|h_{A_1}(1)|$:

$$\mathcal{R}_{A_1} = \frac{\langle D^* | \bar{c} \gamma_j \gamma_5 b | \bar{B} \rangle \langle \bar{B} | \bar{b} \gamma_j \gamma_5 c | D^* \rangle}{\langle D^* | \bar{c} \gamma_4 c | D^* \rangle \langle \bar{B} | \bar{b} \gamma_4 b | \bar{B} \rangle} = |h_{A_1}(1)|^2. \quad (152)$$

In reference [444] simulation data are obtained on MILC ensembles with three lattice spacings, $a \approx 0.15, 0.12,$ and 0.09 fm, for 2, 4 or 3 different light-quark masses respectively. Results are then extrapolated to the physical, continuum/chiral, limit employing staggered χ Pt.

The D^* meson is not a stable particle in QCD and decays predominantly into a D plus a pion. Nevertheless, heavy-light meson χ Pt can be applied to extrapolate lattice simulation results for the $B \rightarrow D^* \ell \nu$ form factor to the physical light-quark mass. The D^* width is quite narrow, 0.096 MeV for the $D^{*\pm}$ (2010) and less than 2.1 MeV for the D^{*0} (2007), making this system much more stable and long lived than the ρ or the K^* systems. The fact that the $D^* - D$ mass difference is close to the pion mass leads to the well known ‘‘cusp’’ in \mathcal{R}_{A_1} just above the physical pion mass [449–451]. This cusp makes the chiral extrapolation sensitive to values used in the χ Pt formulas for the $D^* D \pi$ coupling $g_{D^* D \pi}$. The error budget in reference [444] includes a separate error of 0.9% coming from the uncertainty in $g_{D^* D \pi}$ in addition to general chiral extrapolation errors in order to take this sensitivity into account.

The final value presented in [444], $\mathcal{F}^{B \rightarrow D^*}(1) = h_{A_1}(1) = 0.921(13)(20)$, where the first error is statistical, and the second the sum of systematic errors added in quadrature, has a total error of 2.6% . This result is updated in Ref. [443] after increasing statistics and adding data from $a \approx 0.06$ fm lattices, and even further in Ref. [446] adding data from an $a \approx 0.045$ fm ensemble. The latest value is

$$\mathcal{F}^{B \rightarrow D^*}(1) = 0.906(4)_{\text{stat}}(12)_{\text{sys}}, \quad (153)$$

with the total error reduced to 1.4% . The largest systematic uncertainty comes from discretization errors followed by effects of higher-order corrections in the chiral perturbation theory ansatz.

8.4.3 $B \rightarrow D^{(*)} \tau \nu$ decays

Another interesting semileptonic process is $B \rightarrow D^{(*)} \tau \nu$. Here the mass of the outgoing charged lepton cannot be neglected in the decay rate formula, so that both vector and scalar form factors come into play. Recently Babar announced their first observations of the semileptonic decays of B mesons into third generation leptons at a rate in slight excess over SM expectations. Since the lepton mass is now large enough for the branching fraction $\mathcal{B}(B \rightarrow D \tau \nu)$ to be sensitive to the scalar form factor $f_0(q^2)$, this could be a hint for some New Physics scalar exchange contribution. Accurate SM predictions for the ratio

$$R(D^{(*)}) = \mathcal{B}(B \rightarrow D^{(*)} \tau \nu) / \mathcal{B}(B \rightarrow D^{(*)} \ell \nu) \quad \text{with } \ell = e, \mu \quad (154)$$

Collaboration	Ref.	N_f	publication status	continuum extrapolation	chiral extrapolation	finite volume	renormalization	heavy-quark treatment	form factor
FNAL/MILC 13B[446]		2+1	C [∇]	★	○	★	○	✓	$\mathcal{F}^{B \rightarrow D^*}(1)$ 0.906(4)(12)
FNAL/MILC 10 [443]		2+1	C [§]	★	○	★	○	✓	$\mathcal{F}^{B \rightarrow D^*}(1)$ 0.9017(51)(87)(83)(89)(30)(33) [‡]
FNAL/MILC 08 [444]		2+1	A	★	○	★	○	✓	$\mathcal{F}^{B \rightarrow D^*}(1)$ 0.921(13)(8)(8)(14)(6)(3)(4)
FNAL/MILC 13B[446]		2+1	C	★	○	★	○	✓	$\mathcal{G}^{B \rightarrow D}(1)$ 1.081(25)
FNAL/MILC 04A[445]		2+1	C	■	■	○*	○ [†]	✓	$\mathcal{G}^{B \rightarrow D}(1)$ 1.074(18)(16)
FNAL/MILC 12A[452]		2+1	A	○	○	★	○	✓	$R(D)$ 0.316(12)(7)
Atoui 13	[448]	2	P	★	★	★	—	✓	$\mathcal{G}^{B \rightarrow D}(1)$ 1.033(95)
Atoui 13	[448]	2	P	★	★	★	—	✓	$\mathcal{G}^{B_s \rightarrow D_s}(1)$ 1.052(46)

[∇] Update of FNAL/MILC 08 for Lattice 2013.

[§] Update of FNAL/MILC 08 for CKM 2010.

[‡] Value of $\mathcal{F}(1)$ presented in Ref. [443] includes 0.7% correction η_{EW} . This correction is unrelated to the lattice calculation and has been removed here.

* No explicit estimate of FV error, but expected to be small.

[†] No explicit estimate of perturbative truncation error in vector current renormalization factor, but expected to be small because of mostly-nonperturbative approach.

Table 29: Lattice results for the $B \rightarrow D^* \ell \nu$, $B \rightarrow D \ell \nu$, and $B_s \rightarrow D_s \ell \nu$ semileptonic form factors and $R(D)$.

have therefore become important and timely. FNAL/MILC has published the first unquenched lattice determination of $R(D)$ [452]. They use a subset of the MILC ensembles from the ongoing $B \rightarrow D \ell \nu$ semileptonic project [447], namely two light-quark masses each on $a \approx 0.12$ and 0.09 fm lattices, and find,

$$R(D) = 0.316(12)(7). \quad (155)$$

This SM prediction is about $\sim 1.7\sigma$ lower than the Babar measurement.

8.4.4 Ratios of B and B_s semileptonic decay form factors

In addition to $B \rightarrow D \ell \nu$ semileptonic decays there is also interest in $B_s \rightarrow D_s \ell \nu$ semileptonic decays. In particular, $[B_s \rightarrow D_s \ell \nu]/[B \rightarrow D \ell \nu]$ semileptonic form factor ratios can be used to obtain ratios of B_q meson ($q = d, s$) fragmentation fractions, f_s/f_d . This latter ratio enters

into LHCb’s analysis of $B_s \rightarrow \mu^+ \mu^-$ decays. There is now one unquenched calculation by FNAL/MILC of ratios of the scalar form factors $f_0^{(q)}(q^2)$ [453]:

$$f_0^{(s)}(M_\pi^2)/f_0^{(d)}(M_K^2) = 1.046(44)(15), \quad f_0^{(s)}(M_\pi^2)/f_0^{(d)}(M_\pi^2) = 1.054(47)(17), \quad (156)$$

where the first error is statistical and the second systematic. These results lead to fragmentation fraction ratios f_s/f_d that are consistent with LHCb’s measurements via other methods.

8.4.5 Summary

In Table 29 we summarize the existing results for the $B \rightarrow D^* \ell \nu$, $B \rightarrow D \ell \nu$, and $B_s \rightarrow D_s \ell \nu$ form factors at zero recoil, $\mathcal{F}^{B \rightarrow D^*}(1)$, $\mathcal{G}^{B \rightarrow D}(1)$, and $\mathcal{G}^{B_s \rightarrow D_s}(1)$, as well as for the ratio $R(D) = \mathcal{B}(B \rightarrow D \tau \nu)/\mathcal{B}(B \rightarrow D \ell \nu)$. Further details of the lattice calculations are provided in Appendix B.6.4. Selecting those results that are published in refereed journals (or are straightforward updates thereof) and have no red tags, our averages for $\mathcal{F}^{B \rightarrow D^*}(1)$ and $R(D)$ are

$$N_f = 2 + 1 : \quad \mathcal{F}^{B \rightarrow D^*} = 0.906(4)(12), \quad R(D) = 0.316(12)(7). \quad (157)$$

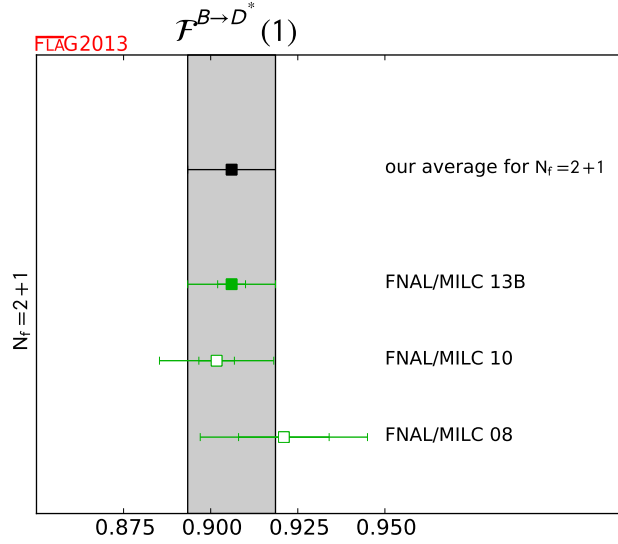


Figure 21: $B \rightarrow D^* \ell \nu$ semileptonic form factor at zero recoil [values in Table 29 and Eq. (157)].

8.5 Determination of $|V_{ub}|$

We now use the lattice-determined Standard Model transition amplitudes for leptonic (Sec. 8.1) and semileptonic (Sec. 8.3) B -meson decays to obtain exclusive determinations of the CKM matrix element $|V_{ub}|$. The relevant formulae are Eqs. (106) and (127). Among leptonic channels the only input comes from $B \rightarrow \tau \nu_\tau$, since the rates for decays to e and μ have not yet been measured. In the semileptonic case we only consider $B \rightarrow \pi \ell \nu_\ell$ transitions (experimentally measured for $\ell = e, \mu$), since no theoretical prediction for hadronic effects in other $b \rightarrow u$ transitions is currently available that satisfies FLAG requirements for controlled systematics.

The branching fraction for the decay $B \rightarrow \tau\nu_\tau$ has been measured by the Belle and Babar collaborations with both semileptonic [454, 455] and hadronic tagging [456, 457] methods. The uncertainties in these measurements are still dominated by statistical errors, and none of them individually are of 5σ significance. When combined, however, they cross the threshold needed to establish discovery of this mode. Until recently, the various largely-independent measurements have agreed well within errors. Earlier this year, however, the Belle collaboration published the single-most precise measurement of $B \rightarrow \tau\nu$ using the hadronic tagging method with an improved efficiency and the full dataset [457], and obtained a result which is more than 2σ below the previous average [74, 125]. The errors on the analogous measurement from Babar [456] are not competitive due to the smaller available data set, and the Babar result has not yet been published.

Both Belle and Babar quote averages of the hadronic and the semileptonic tagging modes that we can use to obtain $|V_{ub}|$. In the case of Belle, the average $BR(B^+ \rightarrow \tau^+\nu_\tau) = (0.96 \pm 0.26) \times 10^{-4}$ [457] includes slight correlations between systematics with the two tagging methods, but does not include a rescaling factor due to the fact that the hadronic and semileptonic measurements are inconsistent at the $\sim 1.5\sigma$ level. The Babar average $BR(B^+ \rightarrow \tau^+\nu_\tau) = (1.79 \pm 0.48) \times 10^{-4}$ [456] neglects correlations. By combining these values with the mean B^+ -meson lifetime $\tau_{B^+} = 1.641(8)$ ps quoted by the PDG, and our averages $f_B = (189 \pm 8)$ MeV ($N_f = 2$), $f_B = 190.5 \pm 4.2$ MeV ($N_f = 2 + 1$), and $f_B = 186 \pm 4$ MeV ($N_f = 2 + 1 + 1$) for the B -meson decay constants, we obtain

$$\begin{aligned}
\text{Belle } B \rightarrow \tau\nu_\tau : & \quad |V_{ub}| = 3.90(53)(17) \times 10^{-3}, & N_f = 2, \\
\text{Belle } B \rightarrow \tau\nu_\tau : & \quad |V_{ub}| = 3.87(52)(9) \times 10^{-3}, & N_f = 2 + 1, \\
\text{Belle } B \rightarrow \tau\nu_\tau : & \quad |V_{ub}| = 3.96(54)(9) \times 10^{-3}, & N_f = 2 + 1 + 1;
\end{aligned} \tag{158}$$

$$\begin{aligned}
\text{Babar } B \rightarrow \tau\nu_\tau : & \quad |V_{ub}| = 5.32(71)(23) \times 10^{-3}, & N_f = 2, \\
\text{Babar } B \rightarrow \tau\nu_\tau : & \quad |V_{ub}| = 5.28(71)(12) \times 10^{-3}, & N_f = 2 + 1, \\
\text{Babar } B \rightarrow \tau\nu_\tau : & \quad |V_{ub}| = 5.41(73)(12) \times 10^{-3}, & N_f = 2 + 1 + 1.
\end{aligned}$$

where the first error comes from experiment and the second comes from the uncertainty in f_B . We can also average all four results for $BR(B^+ \rightarrow \tau^+\nu_\tau)$ from Belle and Babar. The measurements using hadronic and semileptonic tagging are statistically independent; further, because the measurements are dominated by statistical errors, the correlations between systematic errors in the two approaches can be reasonably neglected. We obtain $BR(B^+ \rightarrow \tau^+\nu_\tau) = (1.12 \pm 0.28) \times 10^{-4}$, where we have applied a $\sqrt{(\chi^2/\text{d.o.f.})} \sim 1.3$ rescaling factor because the Belle hadronic tagging measurement differs significantly from the other three. Using this value for the branching fraction, and again combining with the $N_f = 2$, $N_f = 2 + 1$ and $N_f = 2 + 1 + 1$ lattice-QCD averages for f_B from Eqs. (110)–(112), our preferred determinations of $|V_{ub}|$ from leptonic $B \rightarrow \tau\nu$ decay are

$$\begin{aligned}
\text{Belle + Babar } B \rightarrow \tau\nu_\tau : & \quad |V_{ub}| = 4.21(53)(18) \times 10^{-3}, & N_f = 2, \\
\text{Belle + Babar } B \rightarrow \tau\nu_\tau : & \quad |V_{ub}| = 4.18(52)(9) \times 10^{-3}, & N_f = 2 + 1, \\
\text{Belle + Babar } B \rightarrow \tau\nu_\tau : & \quad |V_{ub}| = 4.28(53)(9) \times 10^{-3}, & N_f = 2 + 1 + 1.
\end{aligned} \tag{159}$$

In semileptonic decays, the experimental value of $|V_{ub}|f_+(q^2)$ can be extracted from the measured branching fractions of $B^0 \rightarrow \pi^- \ell^+ \nu$ decays by applying Eq. (127); $|V_{ub}|$ can then be

determined by performing fits to the constrained BCL z -parameterization of the form factor $f_+(q^2)$ given in Eq. (140). This can be done in two ways: one option is to perform separate fits to lattice (cf. Sec. 8.3) and experimental results, and extract the value of $|V_{ub}|$ from the ratio of the respective a_0 coefficients; a second option is to perform a simultaneous fit to lattice and experimental data, leaving their relative normalization $|V_{ub}|$ as a free parameter. We adopt the second strategy because it more optimally combines the lattice and experimental information and minimizes the uncertainty in $|V_{ub}|$. As experimental input we take the latest untagged 12-bin Babar data [352] and 13-bin Belle data [351], and we assume no correlation between experimental and lattice data. As in the fit to lattice data only in Sec. 8.3, we assume that the statistics plus chiral-extrapolation errors are 100% correlated between the FNAL/MILC 08A and HPQCD 06 data, and we reduce the correlations in the FNAL/MILC data by keeping only every second data point.

Figure 22 shows both the lattice and experimental data for $(1 - q^2/m_{B^*}^2)f_+(q^2)$ versus z . For illustration, the experimental data are divided by the value of $|V_{ub}|$ obtained from the preferred fit. Both the lattice-QCD and experimental data are linear and display no visible signs of curvature; further, the slopes of the lattice and experimental data sets appear consistent. A simple three-parameter constrained BCL fit (i.e. through $\mathcal{O}(z^2)$ plus $|V_{ub}|$) is sufficient to describe the combined data sets with a good $\chi^2/\text{d.o.f.}$, however, the addition of the experimental points enables a better determination of higher-order terms in the z -expansion than from the lattice-only fit. In order to address the potential systematic uncertainty due to truncating the series in z , we continue to add terms to the fit until the result for $|V_{ub}|$ stabilizes, i.e. the central value settles and the errors stop increasing. We find that this happens at $\mathcal{O}(z^3)$, and take the value of $|V_{ub}|$ from this combined fit of the lattice-QCD and experimental data as our preferred result:

$$\begin{aligned} \text{global lattice + Babar:} & \quad |V_{ub}| = 3.37(21) \times 10^{-3}, & N_f = 2 + 1, \\ \text{global lattice + Belle:} & \quad |V_{ub}| = 3.47(22) \times 10^{-3}, & N_f = 2 + 1. \end{aligned} \quad (160)$$

We do not quote a result for a combined lattice + Babar + Belle fit, since we are unable to properly take into account possible correlations between experimental results. Again, we emphasize the importance of publishing statistical and systematic correlation matrices in future lattice-QCD work on semileptonic form factors, so that the lattice results can be fully used to obtain CKM matrix elements and for other phenomenological applications.

Our results for $|V_{ub}|$ are summarized in Table 30 and Figure 23, where we also show the inclusive determinations from HFAG for comparison. The spread of values for $|V_{ub}|$ does not yield a clear picture. We observe the well-known $\sim 3\sigma$ tension between determinations of $|V_{ub}|$ from exclusive and inclusive semileptonic decays. The determination of $|V_{ub}|$ from leptonic $B \rightarrow \tau\nu$ decay lies in between the inclusive and exclusive determinations, but the experimental errors in $\text{BR}(B \rightarrow \tau\nu)$ are so large that it agrees with both within $\sim 1.5\sigma$. If, however, we consider separately the different experimental measurements of $\text{BR}(B \rightarrow \tau\nu)$, the Belle measurement from hadronic tagging leads to a value of $|V_{ub}|$ that agrees well with the one from exclusive $B \rightarrow \pi\ell\nu$ decay, while the remaining Belle and Babar measurements lead to values of $|V_{ub}|$ that are larger than both the latter and inclusive determinations. The exclusive determination of $|V_{ub}|$ will improve in the next few years with better lattice-QCD calculations of the $B \rightarrow \pi\ell\nu$ form factor, while the improvement in $|V_{ub}|$ from $B \rightarrow \tau\nu$ decays will have to wait longer for the Belle II experiment, which aims to begin running in 2016, to collect a larger data set than is currently available.

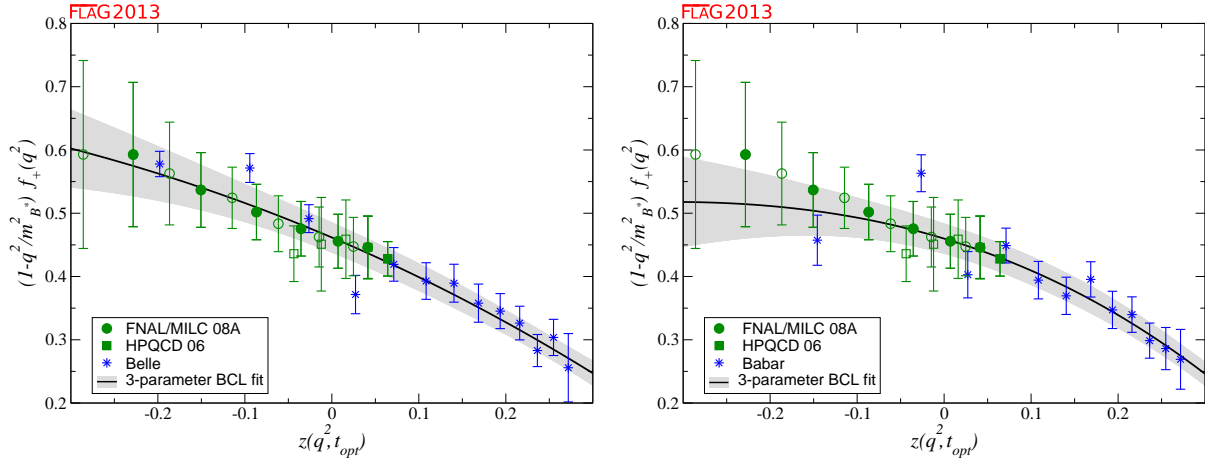


Figure 22: Lattice and experimental data for $(1 - q^2/m_{B^*}^2)f_+(q^2)$ versus z . The filled green symbols denote lattice-QCD points included in the fit, while the open green symbols show those that are not included in the fit (either because of unknown correlations or strong correlations). The blue stars show the experimental data divided by the value of $|V_{ub}|$ obtained from the fit. The grey band in the left (right) plots shows the preferred three-parameter BCL fit to the lattice-QCD and Belle (Babar) data with errors.

8.6 Determination of $|V_{cb}|$

We now interpret the lattice-QCD results for the $B \rightarrow D^{(*)}l\nu$ form factors as determinations of the CKM matrix element $|V_{cb}|$ in the Standard Model.

For the experimental branching fractions at zero recoil, we use the latest experimental averages from the Heavy Flavour Averaging Group [125]:³⁵

$$\mathcal{F}^{B \rightarrow D^*}(1)\eta_{EW}|V_{cb}| = 35.90(45), \quad \mathcal{G}^{B \rightarrow D}(1)\eta_{EW}|V_{cb}| = 42.64(1.53). \quad (161)$$

For $\mathcal{F}^{B \rightarrow D^*}(1)$, there is only a single $N_f = 2 + 1$ lattice-QCD calculation that satisfies the FLAG criteria, while there is currently no such calculation of $\mathcal{G}^{B \rightarrow D}(1)$. Using the result given in Eq. (157), we obtain our preferred value for $|V_{cb}|$:

$$B \rightarrow D^*l\nu : \quad |V_{cb}| = 39.36(56)(50) \times 10^{-3}, \quad N_f = 2 + 1 \quad (162)$$

where the errors shown are from the lattice calculation and experiment (plus non-lattice theory), respectively. Table 31 compares the determination of $|V_{cb}|$ from exclusive $B \rightarrow D^*l\nu$ decays to that from inclusive $B \rightarrow X_c l\nu$ decays, where X_c denotes all possible charmed hadronic final states. The results, also shown in Fig. 23, differ by approximately 2.7σ . The exclusive determination of $|V_{cb}|$ will improve significantly over the next year or two with new lattice-QCD calculations of the $B \rightarrow D^{(*)}l\nu$ form factors at nonzero recoil.

³⁵We note that HFAG currently averages results for neutral and charged B meson decays without first removing the correction due to the Coulomb attraction between the charged final-state particles for the neutral B meson decays.

	from	$ V_{ub} \times 10^3$
our result for $N_f = 2$	$B \rightarrow \tau\nu$	4.21(53)(18)
our result for $N_f = 2 + 1$	$B \rightarrow \tau\nu$	4.18(52)(9)
our result for $N_f = 2 + 1 + 1$	$B \rightarrow \tau\nu$	4.28(53)(9)
our result for $N_f = 2 + 1$	$B \rightarrow \pi\ell\nu$ (Babar)	3.37(21)
our result for $N_f = 2 + 1$	$B \rightarrow \pi\ell\nu$ (Belle)	3.47(22)
Bauer 01 [458]	$B \rightarrow X_u\ell\nu$	4.62(20)(29)
Lange 05 [459]	$B \rightarrow X_u\ell\nu$	4.40(15) $^{(+19)}_{(-21)}$
Andersen 05 [460], Gardi 08 [461]	$B \rightarrow X_u\ell\nu$	4.45(15) $^{(+15)}_{(-16)}$
Gambino 07 [462]	$B \rightarrow X_u\ell\nu$	4.39(15) $^{(+12)}_{(-14)}$
Aglietti 07 [463]	$B \rightarrow X_u\ell\nu$	4.03(13) $^{(+18)}_{(-12)}$
HFAG inclusive average [125]	$B \rightarrow X_u\ell\nu$	4.40(15)(20)

Table 30: Comparison of exclusive determinations of $|V_{ub}|$ (upper panel) and inclusive determinations (lower panel). For $B \rightarrow \tau\nu$, the two uncertainties shown come from experiment (plus non-lattice theory) and from the lattice calculation, respectively. Each inclusive determination corresponds to a different theoretical treatment of the same experimental partial branching fractions compiled by the Heavy Flavour Averaging Group [464]; the errors shown are experimental and theoretical, respectively.

	Ref.	from	$ V_{cb} \times 10^3$
our average for $N_f = 2 + 1$	[443]	$B \rightarrow D^*\ell\nu$	39.36(56)(50)
Inclusive (Gambino 13)	[465]	$B \rightarrow X_c\ell\nu$	42.42(86)

Table 31: Determinations of $|V_{cb}|$ obtained from semileptonic B decay. The errors shown in the first row indicate those from lattice and experimental (plus non-lattice theory) uncertainties, respectively, while the error shown in the second row is the total (experimental plus theoretical) uncertainty.

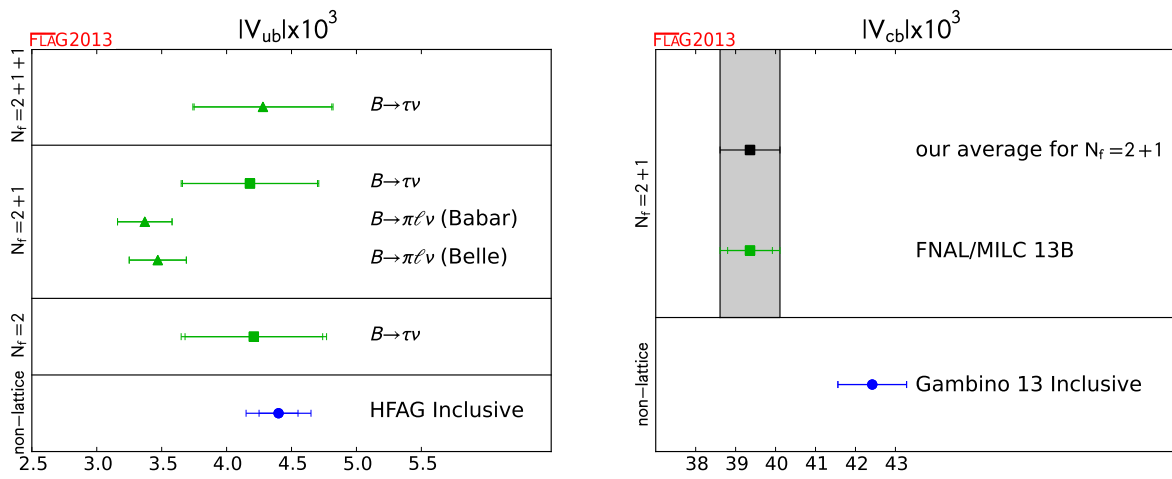


Figure 23: Comparison of the results for $|V_{ub}|$ and $|V_{cb}|$ obtained from lattice methods with non-lattice determinations based on inclusive semileptonic B decays. In the left plot, the results denoted by squares are from leptonic decays, while those denoted by triangles are from semileptonic decays. The grey band indicates our $N_f = 2 + 1$ average.

9 The strong coupling α_s

9.1 Introduction

The strong coupling $\bar{g}(\mu)$ defined at scale μ , plays a key rôle in the understanding of QCD and in its application for collider physics. For example, the parametric uncertainty from α_s is one of the dominant sources of uncertainty in the Standard Model prediction for the $H \rightarrow b\bar{b}$ partial width, and the largest source of uncertainty for $H \rightarrow gg$. Thus higher precision determinations α_s are needed to maximize the potential of experimental measurements at the LHC, and for high-precision Higgs studies at future colliders [466–468]. The value of α_s also yields one of the essential boundary conditions for completions of the standard model at high energies.

In order to determine the running coupling at scale μ

$$\alpha_s(\mu) = \frac{\bar{g}^2(\mu)}{4\pi}, \quad (163)$$

we should first “measure” a short distance quantity \mathcal{O} at scale μ either experimentally or by lattice calculations and then match it with a perturbative expansion in terms of a running coupling, conventionally taken as $\alpha_{\overline{\text{MS}}}(\mu)$,

$$\mathcal{O}(\mu) = c_1 \alpha_{\overline{\text{MS}}}(\mu) + c_2 \alpha_{\overline{\text{MS}}}(\mu)^2 + \dots. \quad (164)$$

The essential difference between continuum determinations of α_s and lattice determinations is the origin of the values of \mathcal{O} in eq. (164).

The basis of continuum determinations are experimentally measurable cross sections from which \mathcal{O} is defined. These cross sections have to be sufficiently inclusive and at sufficiently high scales such that perturbation theory can be applied. Often hadronisation corrections have to be used to connect the observed hadronic cross sections to the perturbative ones. Experimental data at high μ , where perturbation theory is progressively more precise, usually has increasing experimental errors, and it is not easy to find processes which allow one to follow the μ dependence of a single $\mathcal{O}(\mu)$ over a range where $\alpha_s(\mu)$ changes significantly and precision is maintained.

In contrast, in lattice gauge theory, one can design $\mathcal{O}(\mu)$ as Euclidean short distance quantities which are not directly related to experimental observables. This allows us to follow the μ dependence until the perturbative regime is reached and non-perturbative “corrections” are negligible. The only experimental input for lattice computations of α_s is the hadron spectrum which fixes the overall energy scale of the theory and the quark masses. Therefore experimental errors are completely negligible and issues such as hadronisation do not occur. We can construct many short-distance quantities that are easy to calculate nonperturbatively in lattice simulations with small statistical uncertainties. We can also simulate at parameter values that do not exist in nature (for example with unphysical quark masses between bottom and charm) to help control systematic uncertainties. These features mean that very precise results for α_s can be achieved with lattice gauge theory computations. Further, as in the continuum, the many different methods available to determine α_s in lattice calculations with different associated systematic uncertainties enable valuable cross-checks. Practical limitations are discussed in the next section, but a simple one is worth mentioning here. Experimental results (and therefore the continuum determinations) of course have all

quarks present, while in lattice gauge theories only the light ones are included and one then is forced to use the matching at thresholds, as discussed in the following sub-section.

It is important to keep in mind that the dominant source of uncertainty in most present day lattice-QCD calculations of α_s is from the truncation of either continuum or lattice perturbation theory. Perturbative truncation errors are of a different nature than most other lattice (or experimental) systematics, in that they often cannot be estimated from studying the data itself. Further, the size of higher-order coefficients in the perturbative series can sometimes turn out to be larger than naive expectations based on power-counting from the behaviour of lower-order terms. Therefore for the purposes of this review we choose to be cautious in the range presented in Sec. 9.9 for $\alpha_{\overline{\text{MS}}}^{(5)}(M_Z)$ from lattice calculations.

The various phenomenological approaches to determining the running coupling, $\alpha_{\overline{\text{MS}}}^{(5)}(M_Z)$ are summarized by the Particle Data Group [74]. The PDG review lists 4 categories of phenomenological results used to obtain the running coupling using hadronic τ decays, hadronic final states of e^+e^- annihilation, deep inelastic lepton–nucleon scattering and electroweak precision data. Excluding lattice results, the PDG quotes a weighted average of

$$\alpha_{\overline{\text{MS}}}^{(5)}(M_Z) = 0.1183(12). \quad (165)$$

For a general overview of the status of the various phenomenological and lattice approaches see e.g. [469]. We note that perturbative truncation errors are also the dominant source of uncertainty in several of the phenomenological determinations of α_s . In particular, the extraction of α_s from τ data, which is the most precise and has the largest impact on the non-lattice average in eq. (165) is especially sensitive to the treatment of higher-order perturbative terms. This is important to keep in mind when comparing our chosen range for $\alpha_{\overline{\text{MS}}}^{(5)}(M_Z)$ from lattice determinations in eq. (205) with the non-lattice average from the PDG.

9.1.1 Scheme and scale dependence of α_s and Λ_{QCD}

Despite the fact that the notion of the QCD coupling is initially a perturbative concept, the associated Λ -parameter is non-perturbatively defined

$$\Lambda \equiv \mu (b_0 \bar{g}^2(\mu))^{-b_1/(2b_0^2)} e^{-1/(2b_0 \bar{g}^2(\mu))} \exp \left[- \int_0^{\bar{g}(\mu)} dx \left(\frac{1}{\beta(x)} + \frac{1}{b_0 x^3} - \frac{b_1}{b_0^2 x} \right) \right], \quad (166)$$

where β is the full renormalization group function in the scheme which defines \bar{g} , and b_0 and b_1 are the first two scheme-independent coefficients of the perturbative expansion $\beta(x) \sim -b_0 x^3 - b_1 x^5 + \dots$. Thus the Λ -parameter is renormalization scheme dependent but in an exactly computable way, and lattice gauge theory is an ideal method to relate it to the low-energy properties of QCD.

The change in the coupling from one scheme, S , to another (taken here to be the $\overline{\text{MS}}$ scheme) is perturbative,

$$g_{\overline{\text{MS}}}^2(\mu) = g_S^2(\mu) (1 + c_g^{(1)} g_S^2(\mu) + \dots), \quad (167)$$

where $c_g^{(i)}$ are the finite renormalization coefficients. The scale μ must be taken high enough for the error in keeping only the first few terms in the expansion to be small. The conversion to the Λ -parameter in the $\overline{\text{MS}}$ scheme is given by

$$\Lambda_{\overline{\text{MS}}} = \Lambda_S \exp \left[c_g^{(1)} / (2b_0) \right]. \quad (168)$$

By convention $\alpha_{\overline{\text{MS}}}$ is usually quoted at a scale $\mu = M_Z$ where the appropriate effective coupling is the one in the five-flavour theory: $\alpha_{\overline{\text{MS}}}^{(5)}(M_Z)$. In order to obtain it from a lower-flavour result, one connects effective theories with different number of flavour as discussed by Bernreuther and Wetzel [470]. For example one considers the $\overline{\text{MS}}$ scheme, matches the three-flavour theory to the four-flavour theory at a scale given by the charm quark mass, runs with the four-loop beta-function of the four-flavour theory to a scale given by the b-quark mass and there matches to the five-flavour theory, after which one runs up to $\mu = M_Z$. For the matching relation at a given quark threshold we use the mass m_\star which satisfies $m_\star = \overline{m}_{\overline{\text{MS}}}(m_\star)$, where \overline{m} is the running mass (analogous to the running coupling). Then

$$\overline{g}_{N_f-1}^2(m_\star) = \overline{g}_{N_f}^2(m_\star) \times [1 + t_2 \overline{g}_{N_f}^4(m_\star) + t_3 \overline{g}_{N_f}^6(m_\star) + \dots] \quad (169)$$

with [471]

$$t_2 = \frac{1}{(4\pi^2)^2} \frac{11}{72} \quad (170)$$

$$t_3 = \frac{1}{(4\pi^2)^3} \left[-\frac{82043}{27648} \zeta_3 + \frac{564731}{124416} - \frac{2633}{31104} (N_f - 1) \right] \quad (171)$$

(where ζ_3 is the Riemann zeta-function) provides the matching at the thresholds in the $\overline{\text{MS}}$ -scheme. While t_2, t_3 are numerically small coefficients, the charm threshold scale is also relatively low and so there could be some non-perturbative uncertainties in the matching procedure, which are difficult to estimate. Obviously there is no perturbative matching formula across the strange “threshold”; here matching is entirely non-perturbative. Model dependent extrapolations of $\overline{g}_{N_f}^2$ from $N_f = 0, 2$ to $N_f = 3$ were done in the early days of lattice gauge theory. We will include these in our listings of results but not in our estimates, since such extrapolations are based on untestable assumptions.

9.1.2 Overview of the review of α_s

We begin by explaining lattice-specific difficulties in sect. 9.2 and the FLAG quality criteria designed to assess whether the associated systematic uncertainties can be controlled and estimated in a reasonable manner. We then discuss, in sect. 9.3 – sect. 9.8, the various lattice approaches. For completeness, we present results from calculations with $N_f = 0, 2, 3$, and 4 flavours. Finally, in section 9.9, we present averages together with our best estimates for $\alpha_{\overline{\text{MS}}}^{(5)}$. These are determined from three- and four-flavour QCD simulations. The earlier $N_f = 0, 2$ works obtained results for $N_f = 3$ by extrapolation in N_f . Because this is not a theoretically controlled procedure, we do not include these results in our averages. For the Λ parameter, we also give results for other number of flavours, including $N_f = 0$. Even though the latter numbers should not be used for phenomenology, they represent valuable non-perturbative information concerning field theories with variable numbers of quarks.

9.2 Discussion of criteria for computations entering the averages

As in the PDG review, we only use calculations of α_s published in peer-reviewed journals, and that use NNLO or higher-order perturbative expansions, to obtain our final range in Sec. 9.9. We also, however, introduce further quality criteria designed to assess the ability to control important systematics which we describe here. Some of these criteria, e.g. that

for the continuum extrapolation, are associated with lattice-specific systematics and have no continuum analogue. Other criteria, e.g. that for the renormalization scale, could in principle be applied to non-lattice determinations but are not considered in the PDG average. Expecting that lattice calculations will continue to improve significantly in the near future, our goal in reviewing the state of the art here is to be conservative and avoid prematurely choosing an overly small range.

In lattice calculations, we generally take \mathcal{O} to be some combination of physical amplitudes or Euclidean correlation functions which are free from UV and IR divergences and have a well-defined continuum limit. Examples include the force between static quarks and 2-point functions of quark bilinear currents.

In comparison to values of observables \mathcal{O} determined experimentally, those from lattice calculations require two more steps. The first step concerns setting the scale μ in GeV, where one needs to use some experimentally measurable low energy scale as input. Ideally one employs a hadron mass. Alternatively convenient intermediate scales such as $\sqrt{t_0}$, w_0 , r_0 , r_1 , [65, 182, 183, 472] can be used if their relation to an experimental dimensionful observable is established. The low energy scale needs to be computed at the same bare parameters where \mathcal{O} is determined, at least as long as one does not use the step scaling method (see below). This induces a practical difficulty given present computing resources. In the determination of the low energy reference scale the volume needs to be large enough to avoid finite size effects. On the other hand, in order for the perturbative expansion of eq. (164) to be reliable, one has to reach sufficiently high values of μ , i.e. short enough distances. To avoid uncontrollable discretisation effects the lattice spacing a has to be accordingly small. This means

$$L \gg \text{hadron size} \sim \Lambda_{\text{QCD}}^{-1} \quad \text{and} \quad 1/a \gg \mu, \quad (172)$$

(where L is the box size) and therefore

$$L/a \gg \mu/\Lambda_{\text{QCD}}. \quad (173)$$

The currently available computer power, however, limits L/a , typically to $L/a = 20 - 64$. Unless one accepts compromises in controlling discretisation errors or finite size effects, this means one needs to set the scale μ according to

$$\mu \lll L/a \times \Lambda_{\text{QCD}} \sim 5 - 20 \text{ GeV}. \quad (174)$$

Therefore, μ can be 1 – 3 GeV at most. This raises the concern whether the asymptotic perturbative expansion truncated at 1-loop, 2-loop, or 3-loop in eq. (164) is sufficiently accurate. There is a finite size scaling method, usually called step scaling method, which solves this problem by identifying $\mu = 1/L$ in the definition of $\mathcal{O}(\mu)$, see sect. 9.3.

For the second step after setting the scale μ in physical units (GeV), one should compute \mathcal{O} on the lattice, $\mathcal{O}_{\text{lat}}(a, \mu)$ for several lattice spacings and take the continuum limit to obtain the left hand side of eq. (164) as

$$\mathcal{O}(\mu) \equiv \lim_{a \rightarrow 0} \mathcal{O}_{\text{lat}}(a, \mu) \quad \text{with } \mu \text{ fixed}. \quad (175)$$

This is necessary to remove the discretisation error.

Here it is assumed that the quantity \mathcal{O} has a continuum limit, which is regularisation-independent up to discretisation errors. The method discussed in sect. 9.6, which is based on the perturbative expansion of a lattice-regulated, divergent short-distance quantity $W_{\text{lat}}(a)$ differs in this respect and must be treated separately.

In summary, a controlled determination of α_s needs to satisfy the following:

1. The determination of α_s is based on a comparison of a short distance quantity \mathcal{O} at scale μ with a well-defined continuum limit without UV and IR divergences to a perturbative expansion formula in eq. (164).
2. The scale μ is large enough so that the perturbative expansion in eq. (164) is precise, i.e. it has good *asymptotic* convergence.
3. If \mathcal{O} is defined by physical quantities in infinite volume, one needs to satisfy eq. (173).

Non-universal quantities need a separate discussion, see sect. 9.6.

Conditions 2. and 3. give approximate lower and upper bounds for μ respectively. It is important to see whether there is a window to satisfy 2. and 3. at the same time. If it exists, it remains to examine whether a particular lattice calculation is done inside the window or not.

Obviously, an important issue for the reliability of a calculation is whether the scale μ that can be reached lies in a regime where perturbation theory can be applied with confidence. However, the value of μ does not provide an unambiguous criterion. For instance, the Schrödinger Functional, or SF-coupling (sect. 9.3) is conventionally identified with $\mu = 1/L$, but one could also choose $\mu = 2/L$. Instead of μ we therefore define an effective α_{eff} . For schemes such as SF (see sect. 9.3) or qq (see sect. 9.4.1) this is directly the coupling constant of the scheme. For other schemes such as the vacuum polarisation we use the perturbative expansion eq. (164) for the observable \mathcal{O} to define

$$\alpha_{\text{eff}} = \mathcal{O}/c_1. \quad (176)$$

If there is an α_s -independent term it should first be subtracted. Note that this is nothing but defining an effective, regularisation-independent coupling, a physical renormalization scheme.

Let us now comment further on the use of the perturbative series. Since it is only an asymptotic expansion, the remainder $R_n(\mathcal{O}) = \mathcal{O} - \sum_{i \leq n} c_i \alpha_s^i$ of a truncated perturbative expression $\mathcal{O} \sim \sum_{i \leq n} c_i \alpha_s^i$ cannot just be estimated as a perturbative error $k \alpha_s^{n+1}$. The error is non-perturbative. Often one speaks of “non-perturbative contributions”, but non-perturbative and perturbative cannot be strictly separated due to the asymptotic nature of the series (see e.g. [473]).

Still, we do have some general ideas concerning the size of non-perturbative effects. The known ones such as instantons or renormalons decay for large μ like inverse powers of μ and are thus roughly of the form

$$\exp(-\gamma/\alpha_s), \quad (177)$$

with some positive constant γ . Thus we have, loosely speaking,

$$\mathcal{O} = c_1 \alpha_s + c_2 \alpha_s^2 + \dots + c_n \alpha_s^n + \mathcal{O}(\alpha_s^{n+1}) + \mathcal{O}(\exp(-\gamma/\alpha_s)). \quad (178)$$

For small α_s , the $\exp(-\gamma/\alpha_s)$ is negligible. Similarly the perturbative estimate for the magnitude of relative errors in eq. (178) is small; as an illustration for $n = 3$ and $\alpha_s = 0.2$ the relative error is $\sim 0.8\%$ (assuming coefficients $|c_n/c_1| \sim 1$).

For larger values of α_s non-perturbative effects can become significant in eq. (178). An instructive example comes from the values obtained from τ decays, for which $\alpha_s \approx 0.3$. Here, different applications of perturbation theory (fixed order, FOPT, and contour improved, CIPT) each look reasonably asymptotically convergent but the difference does not seem to

decrease much with the order (see, e.g., the contribution of Pich in [469]). In addition non-perturbative terms in the spectral function may be non-negligible even after the integration up to m_τ (Golterman in [469]). All of this is because α_s is not really small.

Since the size of the non-perturbative effects is very hard to estimate one should try to avoid such regions of the coupling. In a fully controlled computation one would like to verify the perturbative behaviour by changing α_s over a significant range instead of estimating the errors as $\sim \alpha_s^{n+1}$. Some computations try to take non-perturbative power ‘corrections’ to the perturbative series into account by including such terms in a fit to the μ dependence. We note that this is a delicate procedure, both because the separation of non-perturbative and perturbative is theoretically not well defined and because in practice a term like, e.g., $\alpha_s(\mu)^3$ is hard to distinguish from a $1/\mu^2$ term when the μ -range is restricted and statistical and systematic errors are present. We consider it safer to restrict the fit range to the region where the power corrections are negligible compared to the estimated perturbative error.

The above considerations lead us to the following special quality criteria for the determination of α_s .

- Renormalization scale
 - ★ all points relevant in the analysis have $\alpha_{\text{eff}} < 0.2$
 - all points have $\alpha_{\text{eff}} < 0.4$ and at least one $\alpha_{\text{eff}} \leq 0.25$
 - otherwise
- Perturbative behaviour
 - ★ verified over a range of a factor 2 in α_{eff} (without power corrections)
 - agreement with perturbation theory over a range of a factor 1.5 in α_{eff} (possibly fitting with power corrections)
 - otherwise
- Continuum extrapolation

At a reference point of $\alpha_{\text{eff}} = 0.3$ (or less) we require

 - ★ three lattice spacings with $\mu a < 1/2$ and full $O(a)$ improvement, or three lattice spacings with $\mu a \leq 1/4$ and 2-loop $O(a)$ improvement, or $\mu a \leq 1/8$ and 1-loop $O(a)$ improvement
 - three lattice spacings with $\mu a < 1.5$ reaching down to $\mu a = 1$ and full $O(a)$ improvement, or three lattice spacings with $\mu a \leq 1/4$ and 1-loop $O(a)$ improvement
 - otherwise

We here assume that the two-loop relation between the used coupling and $\alpha_{\overline{\text{MS}}}$ is always known such that the three-loop beta-function is known in the scheme considered. Therefore we have no separate criterion for the order of perturbation theory. Similarly we assume that quark mass effects of light quarks (including strange) are negligible in the effective coupling itself where large, perturbative, μ is considered.

We also need to specify what is meant by μ . For SF we mean $\mu = 1/L$, for qq it is $\mu = 2/r$, for schemes with observables in momentum space we take the magnitude of the momentum. Finally, for moments of heavy quark currents with quark masses m_h we use $\mu = 2m_h$. We note again that the above criteria cannot be applied when regularisation dependent quantities $W_{\text{lat}}(a)$ are used instead of $\mathcal{O}(\mu)$. These cases are specifically discussed in sect. 9.6.

The usual criterion for the chiral extrapolation and the control over finite volume effects is missing here for the following reason. These criteria would apply only to the setting of the scale. Usually this has been determined in preceding papers of the collaboration determining the coupling constant (or indeed by another collaboration). However, the determination of the scale does not need to be very precise, since using the lowest order β -function shows that a 3% error in the scale determination corresponds to a $\sim 0.5\%$ error in $\alpha_s(M_Z)$. So as long as systematic errors from chiral extrapolation and finite volume effects are below 3% we do not need to be concerned about those. This covers practically all cases. When, exceptionally, it matters we include the precision of the scale setting in our discussion.

A popular scale choice is the intermediate r_0 scale, although one should also bear in mind that its determination from physical observables has also to be taken into account. The phenomenological value of r_0 was originally determined as $r_0 \approx 0.49$ fm through potential models describing quarkonia [65]. Recent determinations from 2-flavour QCD are $r_0 = 0.420(14) - 0.450(14)$ fm by the ETM collaboration [168, 240], using as input f_π and f_K and carrying out various continuum extrapolations. On the other hand, the ALPHA collaboration [59] determined $r_0 = 0.503(10)$ fm with input from f_K , and the QCDSF Collaboration [474] cites $0.501(10)(11)$ fm from the mass of the nucleon (no continuum limit). Recent determinations from three-flavour QCD are consistent with $r_1 = 0.313(3)$ fm and $r_0 = 0.472(5)$ fm [158, 185, 475]. Due to the uncertainty in these estimates, and as many results are based directly on r_0 to set the scale, we shall often give both the dimensionless number $r_0\Lambda_{\overline{\text{MS}}}$, as well as $\Lambda_{\overline{\text{MS}}}$. In case $r_1\Lambda_{\overline{\text{MS}}}$ is given in the publications, we use $r_0/r_1 = 1.508$ [475] to convert, neglecting the error on this ratio.

The attentive reader will have noticed that bounds such as $\mu a < 1.5$ and $\alpha_{\text{eff}} < 0.25$ which we require for \circ are not very stringent. There is a considerable difference between \circ and \star . We have chosen the above bounds since not too many computations would satisfy more stringent ones at present. Nevertheless, we believe that the \circ criteria already give reasonable bases for estimates of systematic errors. In the future, we expect that we will be able to tighten our criteria for inclusion in the average, and that many more computations will reach the present \star rating in one or more categories.

In principle one should also account for electro-weak radiative corrections. However, both in the determination of α_s at intermediate scales μ and in the running to high scales, we expect electro-weak effects to be much smaller than the presently reached precision. Such effects are therefore not further discussed.

9.3 α_s from the Schrödinger Functional

9.3.1 General considerations

The method of step-scaling functions avoids the scale problem, eq. (172). It is in principle independent of the particular boundary conditions used and was first developed with periodic boundary conditions in a two-dimensional model [476]. However, at present all applications in QCD use Schrödinger functional boundary conditions [87, 477]. An important reason is that these boundary conditions avoid zero modes for the quark fields and quartic modes [478] in the perturbative expansion in the gauge fields. Furthermore the corresponding renormalization scheme is well studied in perturbation theory [479–481] with the three-loop β -function and two-loop cutoff effects (for the standard Wilson regularisation) known.

Let us first briefly review the step scaling strategy. The essential idea is to split the deter-

mination of the running coupling at large μ and of a hadronic scale into two lattice calculations and connect them by ‘step scaling’. In the former part, we determine the running coupling constant in a finite-volume scheme, in practice a ‘Schrödinger Functional (SF) scheme’ in which the renormalization scale is set by the inverse lattice size $\mu = 1/L$. In this calculation, one takes a high renormalization scale while keeping the lattice spacing sufficiently small as

$$\mu \equiv 1/L \sim 10 \dots 100 \text{ GeV}, \quad a/L \ll 1. \quad (179)$$

In the latter part, one chooses a certain $\bar{g}_{\text{max}}^2 = \bar{g}^2(1/L_{\text{max}})$, typically such that L_{max} is around 0.5 fm. With a common discretisation, one then determines L_{max}/a and (in a large volume $L \geq 2 - 3$ fm) a hadronic scale such as a hadron mass, $\sqrt{t_0}/a$ or r_0/a at the same bare parameters. In this way one gets numbers for L_{max}/r_0 and by changing the lattice spacing a carries out a continuum limit extrapolation of that ratio.

In order to connect $\bar{g}^2(1/L_{\text{max}})$ to $\bar{g}^2(\mu)$ at high μ , one determines the change of the coupling in the continuum limit when the scale changes from L to $L/2$, starting from $L = L_{\text{max}}$ and arriving at $\mu = 2^k/L_{\text{max}}$. This part of the strategy is called step scaling. Combining these results yields $\bar{g}^2(\mu)$ at $\mu = 2^k \frac{r_0}{L_{\text{max}}} r_0^{-1}$, where r_0 stands for the particular chosen hadronic scale.

In order to have a perturbatively well-defined scheme, the SF scheme uses Dirichlet boundary condition at time $t = 0$ and $t = T$. These break translation invariance and permit $O(a)$ counter terms at the boundary through quantum corrections. Therefore, the leading discretisation error is $O(a)$. In practice, improving the lattice action is achieved by adding 1-loop or 2-loop perturbative counter terms at the boundaries whose coefficients are denoted as c_t, \tilde{c}_t . A better precision in this step yields a better control over discretisation errors, which is important, as can be seen, e.g., in [482, 483]. The finite $c_g^{(i)}$, eq. (167), are known for $i = 1, 2$ [480, 481].

9.3.2 Discussion of computations

In Table 32 we give results from various determinations of the Λ -parameter. For a clear assessment of the N_f dependence, the last column also shows results that refer to a common hadronic scale, r_0 . As discussed above, the renormalization scale can be chosen large enough such that $\alpha_s < 0.2$ and the perturbative behaviour can be verified. Consequently only \star is present for these criteria. With dynamical fermions, results for the step scaling functions are always available for at least $a/L = \mu a = 1/4, 1/6, 1/8$. All calculations have a non-perturbatively $O(a)$ improved action in the bulk. For the discussed boundary $O(a)$ terms this is not so. In most recent calculations 2-loop $O(a)$ improvement is employed together with at least three lattice spacings.³⁶ This means a \star for the continuum extrapolation. In the other contributions only 1-loop c_t was available and we arrive at \circ . We note that the discretisation errors in the step scaling functions are usually found to be very small, at the percent level or below. However, the overall desired precision is very high as well, and the results in CP-PACS 04 [482] show that discretisation errors at the below percent level cannot be taken for granted. In particular with staggered fermions (unimproved except for boundary terms) few percent effects are seen in Perez 10 [485].

In the work by PACS-CS 09A [486], the continuum extrapolation in the scale setting is performed using a constant function in a and with a linear function. Potentially the

³⁶With two-loop $O(a)$ improvement we here mean c_t including the g_0^4 term and \tilde{c}_t with the g_0^2 term. For gluonic observables such as the running coupling this is sufficient for cutoff effects being suppressed to $O(g^6 a)$.

Collaboration	Ref.	N_f	publication status	renormalization scale	perturbative behaviour	continuum extrapolation	scale	$\Lambda_{\overline{\text{MS}}}[\text{MeV}]$	$r_0\Lambda_{\overline{\text{MS}}}$
ALPHA 10A	[484]	4	A	★	★	★	only running of α_s in Fig. 4		
Perez 10	[485]	4	P	★	★	○	only step scaling function in Fig. 4		
PACS-CS 09A	[486]	2+1	A	★	★	○	m_ρ	371(13)(8)($^{+0}_{-27}$) [#]	0.888(30)(18)($^{+0}_{-65}$) [†]
			A	★	★	○	m_ρ	345(59) ^{##}	0.824(141) [†]
ALPHA 12 *	[59]	2	A	★	★	★	f_K	310(20)	0.789(52)
ALPHA 04	[487]	2	A	■	★	★	r_0 [§]	245(16)(16) [§]	0.62(2)(2) [§]
ALPHA 01A	[488]	2	A	★	★	★	only running of α_s in Fig. 5		
CP-PACS 04 &	[482]	0	A	★	★	○	only tables of g_{SF}^2		
ALPHA 98 ††	[489]	0	A	★	★	○	$r_0 = 0.5\text{fm}$	238(19)	0.602(48)
Lüscher 93	[479]	0	A	★	★	○	$r_0 = 0.5\text{fm}$	233(23)	0.590(60) ^{§§}

[#] Result with a constant (in a) continuum extrapolation of the combination $L_{\text{max}}m_\rho$.

[†] In conversion to $r_0\Lambda_{\overline{\text{MS}}}$, r_0 is taken to be 0.472 fm.

^{##} Result with a linear continuum extrapolation in a of the combination $L_{\text{max}}m_\rho$.

* Supersedes ALPHA 04.

[§] The $N_f = 2$ results were based on values for r_0/a which have later been found to be too small by [59]. The effect will be of the order of 10–15%, presumably an increase in Λr_0 . We have taken this into account by a ■ in the renormalization scale.

[&] This investigation was a precursor for PACS-CS 09A and confirmed two step scaling functions as well as the scale setting of ALPHA 98.

^{††} Uses data of Lüscher 93 and therefore supersedes it.

^{§§} Converted from $\alpha_{\overline{\text{MS}}}(37r_0^{-1}) = 0.1108(25)$.

Table 32: Results for the Λ -parameter from computations using step scaling of the SF-coupling. Entries without values for Λ computed the running and established perturbative behaviour at large μ .

former leaves a considerable residual discretisation error. We here use, as discussed with the collaboration, the continuum extrapolation linear in a , as given in the second line of PACS-CS 09A results in Table 32.

A single computation, PACS-CS 09A [486], quotes also $\alpha_{\overline{\text{MS}}}(M_Z)$. We take the linear continuum extrapolation as discussed above:

$$\alpha_{\overline{\text{MS}}}^{(5)}(M_Z) = 0.118(3), \quad (180)$$

where the conversion from a three-flavour result to five-flavours was done perturbatively (see sect. 9.2). Other results do not have a sufficient number of quark flavours (ALPHA 10A [484],

Perez 10 [485]) or do not yet contain the conversion of the scale to physical units. Thus no value for $\alpha_{\overline{\text{MS}}}^{(5)}(M_Z)$ is quoted.

More results for $\alpha_{\overline{\text{MS}}}^{(5)}(M_Z)$ using step scaling functions can be expected soon. Their precision is likely to be much better than what we were able to report on here. A major reason is the use of the gradient flow [182] in definitions of finite volume schemes [490, 491].

9.4 α_s from the potential at short distances

9.4.1 General considerations

The basic method was introduced in [492] and developed in [493]. The force or potential between an infinitely massive quark and antiquark pair defines an effective coupling constant via

$$F(r) = \frac{dV(r)}{dr} = C_F \frac{\alpha_{\text{qq}}(r)}{r^2}. \quad (181)$$

The coupling can be evaluated non-perturbatively from the potential through a numerical differentiation, see below. In perturbation theory one also defines couplings in different schemes $\alpha_{\overline{\text{V}}}$, α_V via

$$V(r) = -C_F \frac{\alpha_{\overline{\text{V}}}(r)}{r}, \quad \text{or} \quad \tilde{V}(Q) = -C_F \frac{\alpha_V(Q)}{Q^2}, \quad (182)$$

where one fixes the unphysical constant in the potential by $\lim_{r \rightarrow \infty} V(r) = 0$ and $\tilde{V}(Q)$ is the Fourier transform of $V(r)$. Non-perturbatively, the subtraction of a constant in the potential introduces an additional renormalization constant, the value of $V(r_{\text{ref}})$ at some distance r_{ref} . Perturbatively, it entails a renormalon ambiguity. In perturbation theory, these definitions are all simply related to each other, and their perturbative expansions are known including the α_s^4 and $\alpha_s^4 \log \alpha_s$ terms [494–501].

The potential $V(r)$ is determined from ratios of Wilson loops, $W(r, t)$, which behave as

$$\langle W(r, t) \rangle = |c_0|^2 e^{-V(r)t} + \sum_{n \neq 0} |c_n|^2 e^{-V_n(r)t}, \quad (183)$$

where t is taken as the temporal extension of the loop, r is the spatial one and V_n are excited-state potentials. To improve the overlap with the ground state, and to suppress the effects of excited states, t is taken large. Also various additional techniques are used, such as a variational basis of operators (spatial paths) to help in projecting out the ground state. Furthermore some lattice discretisation effects can be reduced by averaging over Wilson loops related by rotational symmetry in the continuum.

In order to reduce discretisation errors it is of advantage to define the numerical derivative giving the force as

$$F(r_{\text{I}}) = \frac{V(r) - V(r - a)}{a}, \quad (184)$$

where r_{I} is chosen so that at tree level the force is the continuum force. $F(r_{\text{I}})$ is then a ‘tree level improved’ quantity and similarly the tree-level improved potential can be defined [502].

Finally, as was noted in sect. 9.2, a determination of the force can also be used to determine the r_0 scale, by defining it from the static force by

$$r_0^2 F(r_0) = 1.65. \quad (185)$$

9.4.2 Discussion of computations

In Table 33, we list results of determinations of $r_0\Lambda_{\overline{\text{MS}}}$ (together with $\Lambda_{\overline{\text{MS}}}$ using the scale

Collaboration	Ref.	N_f	publication status	renormalization scale	perturbative behaviour	continuum extrapolation	scale	$\Lambda_{\overline{\text{MS}}}[\text{MeV}]$	$r_0\Lambda_{\overline{\text{MS}}}$
Bazavov 12	[503]	2+1	A	○ [†]	○	○ [#]	$r_0 = 0.468 \text{ fm}$	295(30) [*]	0.70(7) ^{**}
ETM 11C	[504]	2	A	○	○	○	$r_0 = 0.42 \text{ fm}$	315(30) [§]	0.658(55)
Brambilla 10	[505]	0	A	○	○	○ ^{††}			0.637 ⁽⁺³²⁾ ₍₋₃₀₎ ^{††}
UKQCD 92	[493]	0	A	★	○ ⁺⁺	■	$\sqrt{\sigma} = 0.44 \text{ GeV}$	256(20)	0.686(54)
Bali 92	[506]	0	A	★	○ ⁺⁺	■	$\sqrt{\sigma} = 0.44 \text{ GeV}$	247(10)	0.661(27)

[†] Since values of α_{eff} within our designated range are used, we assign a ○ despite values of α_{eff} up to $\alpha_{\text{eff}} = 0.5$ being used.

[#] Since values of $2a/r$ within our designated range are used, we assign a ○ although only values of $2a/r \geq 1.14$ are used at $\alpha_{\text{eff}} = 0.3$.

^{*} Using results from [475].

^{**} $\alpha_{\overline{\text{MS}}}^{(3)}(1.5 \text{ GeV}) = 0.326(19)$, $\alpha_{\overline{\text{MS}}}^{(5)}(M_Z) = 0.1156\left(\begin{smallmatrix} +21 \\ -22 \end{smallmatrix}\right)$.

[§] Both potential and r_0/a are determined on a small ($L = 3.2r_0$) lattice.

^{††} Uses lattice results of [483], some of which have very small lattice spacings where according to more recent investigations a bias due to the freezing of topology may be present.

⁺ Only $r_0\Lambda_{\overline{\text{MS}}}$ is given.

⁺⁺ We give a ○ because only a NLO formula is used and the error bars are very large; our criterion does not apply well to these very early calculations.

Table 33: Short distance potential results.

determination of the authors).

The first determinations in the three-colour Yang Mills theory are by UKQCD 92 [493] and Bali 92, [506] who used α_{qq} as explained above, but not in the tree-level improved form. Rather a phenomenologically determined lattice artifact correction was subtracted from the lattice potentials. The comparison with perturbation theory was on a more qualitative level on the basis of a two-loop formula and a continuum extrapolation could not be performed as yet. A much more precise computation of α_{qq} with continuum extrapolation was performed in [483, 502]. Satisfactory agreement with perturbation theory was found [502] but the stability of the perturbative prediction was not considered sufficient to be able to extract a Λ -parameter.

In Brambilla 10 [505] the same quenched lattice results of [502] were used and a fit was performed to the continuum potential, instead of the force, using three-loop perturbation theory with the $\alpha_s^4 \ln \alpha_s$ term. Close agreement with perturbation theory was found when a renormalon subtraction was performed. Note that the renormalon subtraction introduces a second scale into the perturbative formula which is absent when the force is considered.

For the quenched calculation very small lattice spacings were available. For both ETM

11C [504] and Bazavov 12 [503] using dynamical fermions such small lattice spacings are not yet realized. They use the tree-level improved potential as described above. We note that the value of $\Lambda_{\overline{\text{MS}}}$ in physical units by ETM 11C [504] is based on a value of $r_0 = 0.42$ fm. This is at least 10% smaller than the large majority of other values of r_0 . Also the value of r_0/a on the finest lattice in that computation comes from a rather small lattice with $L \approx 3.2r_0 \approx 2.4/m_\pi$.

One of the main issues for all these computations is whether the perturbative running of the coupling constant has been reached. While for quenched or $N_f = 0$ fermions this seems to be the case at the smallest distances, for dynamical fermions at present there is no consensus. While both Brambilla 10 [505] and Bazavov 12 [503] find good agreement with perturbation theory after the renormalon is subtracted, Ref. [507] uses the force, where no renormalon contributes, and finds that far shorter distances are needed than are presently accessible for dynamical fermion simulations in order to match to perturbation theory. Further work is needed to clarify this point.

9.5 α_s from the vacuum polarisation at short distances

9.5.1 General considerations

The vacuum polarisation function for the flavour non-singlet currents J_μ^a ($a = 1, 2, 3$) in the momentum representation is parameterized as

$$\langle J_\mu^a J_\nu^b \rangle = \delta^{ab} [(\delta_{\mu\nu} Q^2 - Q_\mu Q_\nu) \Pi^{(1)}(Q) - Q_\mu Q_\nu \Pi^{(0)}(Q)], \quad (186)$$

where Q_μ is a space like momentum and $J_\mu \equiv V_\mu$ for a vector current and $J_\mu \equiv A_\mu$ for an axial-vector current. Defining $\Pi_J(Q) \equiv \Pi_J^{(0)}(Q) + \Pi_J^{(1)}(Q)$, the operator product expansion (OPE) of the vacuum polarisation function $\Pi_{V+A}(Q) = \Pi_V(Q) + \Pi_A(Q)$ is given by

$$\begin{aligned} & \Pi_{V+A}|_{\text{OPE}}(Q^2, \alpha_s) \\ &= c + C_1(Q^2) + C_m^{V+A}(Q^2) \frac{\bar{m}^2(Q)}{Q^2} + \sum_{q=u,d,s} C_{\bar{q}q}^{V+A}(Q^2) \frac{\langle m_Q \bar{q}q \rangle}{Q^4} \\ & \quad + C_{GG}(Q^2) \frac{\langle \alpha_s GG \rangle}{Q^4} + \mathcal{O}(Q^{-6}), \end{aligned} \quad (187)$$

for large Q^2 . $C_X^{V+A}(Q^2) = \sum_{i \geq 0} \left(C_X^{V+A} \right)^{(i)} \alpha^i(Q^2)$ are the perturbative coefficient functions for the operators X ($X = 1, \bar{q}q, GG$). Here C_1 is known up to four-loop order in a continuum renormalization scheme such as the $\overline{\text{MS}}$ scheme [508, 509]. Non-perturbatively, there are terms in C_X which do not have a series expansion in α_s . For an example for the unit operator see [510]. The term c is Q -independent and divergent in the limit of infinite ultraviolet cutoff. However the Adler function defined as

$$D(Q^2) \equiv -Q^2 \frac{d\Pi(Q^2)}{dQ^2}, \quad (188)$$

is a scheme independent finite quantity. Therefore one can determine the running coupling constant in the $\overline{\text{MS}}$ scheme from the vacuum polarisation function computed by a lattice QCD simulation. In more detail, the lattice data of the vacuum polarization is fitted with the perturbative formula (187) with fit parameter $\Lambda_{\overline{\text{MS}}}$ parameterizing the running coupling $\alpha_{\overline{\text{MS}}}(Q^2)$.

While there is no problem in discussing the OPE at the non-perturbative level, the ‘condensates’ such as $\langle\alpha_s GG\rangle$ are ambiguous, since they mix with lower dimensional operators including the unity operator. Therefore one should work in the high Q^2 regime where power corrections are negligible within the given accuracy. Thus setting the renormalization scale as $\mu \equiv \sqrt{Q^2}$, one should seek, as always, the window $\Lambda_{\text{QCD}} \ll \mu \ll a^{-1}$.

9.5.2 Discussion of computations

Results using this method are, to date, only available using overlap fermions. These are collected in Table 34 for $N_f = 2$, JLQCD/TWQCD 08C [512] and for $N_f = 2 + 1$, JLQCD

Collaboration	Ref.	N_f	publication status	renormalization scale	perturbative behaviour	continuum extrapolation	scale	$\Lambda_{\overline{\text{MS}}}[\text{MeV}]$	$r_0\Lambda_{\overline{\text{MS}}}$
JLQCD 10	[511]	2+1	A	■	■	■	$r_0 = 0.472 \text{ fm}$	$247(5)^\dagger$	$0.591(12)$
JLQCD/TWQCD 08C [512]		2	A	○	■	■	$r_0 = 0.49 \text{ fm}$	$234(9)_{(-0)}^{(+16)}$	$0.581(22)_{(-0)}^{(+40)}$

[†] The paper cites $\alpha_{\overline{\text{MS}}}^{(5)}(M_Z) = 0.1181(3)_{(-12)}^{(+14)}$. As a result of an inconsistency found in this estimate by the FLAG working group, the number will be revised by JLQCD.

Table 34: Vacuum polarisation results

10 [511]. At present, only one lattice spacing $a \approx 0.11 \text{ fm}$ has been simulated.

The fit to eq. (187) is done with the four-loop relation between the running coupling and $\Lambda_{\overline{\text{MS}}}$. It is found that without introducing condensate contributions, the momentum scale where the perturbative formula gives good agreement with the lattice results is very narrow, $aQ \simeq 0.8 - 1.0$. When condensate contributions are included the perturbative formula gives good agreement with the lattice results for the extended range $aQ \simeq 0.6 - 1.0$. Since there is only a single lattice spacing there is a ■ for the continuum limit. The renormalization scale μ is in the range of $Q = 1.6 - 2 \text{ GeV}$. Choosing $\alpha_{\text{eff}} = \alpha_{\overline{\text{MS}}}(Q)$, we find that $\alpha_{\text{eff}} = 0.25 - 0.30$ for $N_f = 2$ and $\alpha_{\text{eff}} = 0.29 - 0.33$ for $N_f = 2 + 1$. Thus we give a ○ and ■ for $N_f = 2$ and $N_f = 2 + 1$ respectively for the renormalization scale and a ■ for the perturbative behaviour.

9.6 α_s from observables at the lattice spacing scale

9.6.1 General considerations

The general method is to evaluate a short distance quantity \mathcal{O} at the scale of the lattice spacing $\sim 1/a$ and then determine its relationship to $\alpha_{\overline{\text{MS}}}$ via a power series expansion.

This is epitomized by the strategy of the HPQCD Collaboration [513, 514], discussed here

for illustration, which computes and then fits to a variety of short distance quantities, Y ,

$$Y = \sum_{n=1}^{n_{\max}} c_n \alpha_{V'}^n(q^*). \quad (189)$$

Y is taken as the logarithm of small Wilson loops (including some non-planar ones), Creutz ratios, ‘tadpole-improved’ Wilson loops and the tadpole-improved or ‘boosted’ bare coupling ($O(20)$ quantities in total). c_n are perturbative coefficients (each depending on the choice of Y) known to $n = 3$ with additional coefficients up to n_{\max} being numerically fitted. $\alpha_{V'}$ is the running coupling constant related to α_V from the static quark potential (see sect. 9.4.1).³⁷

The coupling constant is fixed at a scale $q^* = d/a$. This is chosen as the mean value of $\ln q$ with the one gluon loop as measure, [515, 516]. (Thus a different result for d is found for every short distance quantity.) A rough estimate yields $d \approx \pi$, and in general the renormalization scale is always found to lie in this region.

For example for the Wilson loop $W_{mn} \equiv \langle W(ma, na) \rangle$ we have

$$\ln \left(\frac{W_{mn}}{u_0^{2(m+n)}} \right) = c_1 \alpha_{V'}(q^*) + c_2 \alpha_{V'}^2(q^*) + c_3 \alpha_{V'}^3(q^*) + \dots, \quad (190)$$

for the tadpole-improved version, where c_1, c_2, \dots are the appropriate perturbative coefficients and $u_0 = W_{11}^{1/4}$. Substituting the non-perturbative simulation value in the left hand side, we can determine $\alpha_{V'}(q^*)$, at the scale q^* . Note that one finds empirically that perturbation theory for these tadpole-improved quantities have smaller c_n coefficients and so the series has a faster apparent convergence.

Using the β function in the V' -scheme, results can be run to a reference value, chosen as $\alpha_0 \equiv \alpha_{V'}(q_0)$, $q_0 = 7.5 \text{ GeV}$. This is then converted perturbatively to the continuum $\overline{\text{MS}}$ scheme

$$\alpha_{\overline{\text{MS}}}(q_0) = \alpha_0 + d_1 \alpha_0^2 + d_2 \alpha_0^3 + \dots, \quad (191)$$

where d_1, d_2 are known one and two loop coefficients.

Other collaborations have focused more on the bare ‘boosted’ coupling constant and directly determined its relationship to $\alpha_{\overline{\text{MS}}}$. Specifically, the boosted coupling is defined by

$$\alpha_{\text{P}}(1/a) = \frac{1}{4\pi} \frac{g_0^2}{u_0^4}, \quad (192)$$

again determined at a scale $\sim 1/a$. As discussed previously since the plaquette expectation value in the boosted coupling contains the tadpole diagram contributions to all orders, which are dominant contributions in perturbation theory, there is an expectation that the perturbation theory using the boosted coupling has smaller perturbative coefficients [515], and hence smaller perturbative errors.

9.6.2 Continuum limit

Lattice results always come along with discretisation errors, which one needs to remove by a continuum extrapolation. As mentioned previously, in this respect the present method differs

³⁷ $\alpha_{V'}$ is defined by $\Lambda_{V'} = \Lambda_V$ and $b_i^{V'} = b_i^V$ for $i = 0, 1, 2$ but $b_i = 0$ for $i \geq 3$.

in principle from those in which α_s is determined from physical observables. In the general case, the numerical results of the lattice simulations at a value of μ fixed in physical units can be extrapolated to the continuum limit, and the result can be analysed as to whether it shows perturbative running as a function of μ in the continuum. For observables at the cutoff-scale ($q^* = d/a$), discretisation effects cannot easily be separated out from perturbation theory, as the scale for the coupling comes from the lattice spacing. Therefore the restriction $a\mu \ll 1$ (the ‘continuum extrapolation’ criterion) is not applicable here. Discretisation errors of order a^2 are, however, present. Since $a \sim \exp(-1/(2b_0g_0^2)) \sim \exp(-1/(8\pi b_0\alpha(q^*)))$, these errors now appear as power corrections to the perturbative running, and have to be taken into account in the study of the perturbative behaviour, which is to be verified by changing a . One thus always should fit with power corrections in this method.

In order to keep a symmetry with the ‘continuum extrapolation’ criterion for physical observables and to remember that discretisation errors are, of course, relevant, we replace it here by one for the lattice spacings used:

- Lattice spacings
 - ★ 3 or more lattice spacings, at least 2 points below $a = 0.1$ fm
 - 2 lattice spacings, at least 1 point below $a = 0.1$ fm
 - otherwise

9.6.3 Discussion of computations

Note that due to $\mu \sim 1/a$ being relatively large the results easily have a ★ or ○ in the rating on renormalization scale.

The work of El-Khadra 92 [523] employs a 1-loop formula to relate $\alpha_{\overline{\text{MS}}}^{(0)}(\pi/a)$ to the boosted coupling for three lattice spacings $a^{-1} = 1.15, 1.78, 2.43$ GeV. (The lattice spacing is determined from the charmonium 1S-1P splitting.) They obtain $\Lambda_{\overline{\text{MS}}}^{(0)} = 234$ MeV, corresponding to $\alpha_{\text{eff}} = \alpha_{\overline{\text{MS}}}^{(0)}(\pi/a) \approx 0.15 - 0.2$. The work of Aoki 94 [522] calculates $\alpha_V^{(2)}$ and $\alpha_{\overline{\text{MS}}}^{(2)}$ for a single lattice spacing $a^{-1} \sim 2$ GeV again determined from charmonium 1S-1P splitting in two-flavour QCD. Using one-loop perturbation theory with boosted coupling, they obtain $\alpha_V^{(2)} = 0.169$ and $\alpha_{\overline{\text{MS}}}^{(2)} = 0.142$. Davies 94 [521] gives a determination of α_V from the expansion

$$-\ln W_{11} \equiv \frac{4\pi}{3}\alpha_V^{(N_f)}(3.41/a) \times [1 - (1.185 + 0.070N_f)\alpha_V^{(N_f)}], \quad (193)$$

neglecting higher order terms. They compute the Υ spectrum in $N_f = 0, 2$ QCD for single lattice spacings at $a^{-1} = 2.57, 2.47$ GeV and obtain $\alpha_V(3.41/a) \simeq 0.15, 0.18$ respectively. Extrapolating the inverse coupling linearly in N_f , a value of $\alpha_V^{(3)}(8.3 \text{ GeV}) = 0.196(3)$ is obtained. SESAM 99 [519] follows a similar strategy, again for a single lattice spacing. They linearly extrapolated results for $1/\alpha_V^{(0)}, 1/\alpha_V^{(2)}$ at a fixed scale of 9 GeV to give $\alpha_V^{(3)}$, which is then perturbatively converted to $\alpha_{\overline{\text{MS}}}^{(3)}$. This finally gave $\alpha_{\overline{\text{MS}}}^{(5)}(M_Z) = 0.1118(17)$. Wingate 95 [520] also follow this method. With the scale determined from the charmonium 1S-1P splitting for single lattice spacings in $N_f = 0, 2$ giving $a^{-1} \simeq 1.80$ GeV for $N_f = 0$ and $a^{-1} \simeq 1.66$ GeV for $N_f = 2$ they obtain $\alpha_V^{(0)}(3.41/a) \simeq 0.15$ and $\alpha_V^{(2)} \simeq 0.18$ respectively. Extrapolating the coupling linearly in N_f , they obtain $\alpha_V^{(3)}(6.48 \text{ GeV}) = 0.194(17)$.

Collaboration	Ref.	N_f	publication status	renormalization scale	perturbative behaviour	lattice spacings	scale	$\Lambda_{\overline{\text{MS}}}[\text{MeV}]$	$r_0\Lambda_{\overline{\text{MS}}}$
HPQCD 10 ^a §	[73]	2+1	A	○	★	★	$r_1 = 0.3133(23) \text{ fm}$	340(9)	0.812(22)
HPQCD 08A ^a	[514]	2+1	A	○	★	★	$r_1 = 0.321(5) \text{ fm}^{\dagger\dagger}$	338(12) [*]	0.809(29)
Maltman 08 ^a	[517]	2+1	A	○	○	○	$r_1 = 0.318 \text{ fm}$	352(17) [†]	0.841(40)
HPQCD 05A ^a	[513]	2+1	A	○	○	○	$r_1^{\dagger\dagger}$	319(17) ^{**}	0.763(42)
QCDSF/UKQCD 05[518]	[518]	2	A	★	■	★	$r_0 = 0.467(33) \text{ fm}$	261(17)(26)	0.617(40)(21) ^b
SESAM 99 ^c	[519]	2	A	○	■	■	$c\bar{c}(1S-1P)$		
Wingate 95 ^d	[520]	2	A	★	■	■	$c\bar{c}(1S-1P)$		
Davies 94 ^e	[521]	2	A	★	■	■	Υ		
Aoki 94 ^f	[522]	2	A	★	■	■	$c\bar{c}(1S-1P)$		
QCDSF/UKQCD 05[518]	[518]	0	A	★	○	★	$r_0 = 0.467(33) \text{ fm}$	259(1)(20)	0.614(2)(5) ^b
SESAM 99 ^c	[519]	0	A	★	■	■	$c\bar{c}(1S-1P)$		
Wingate 95 ^d	[520]	0	A	★	■	■	$c\bar{c}(1S-1P)$		
Davies 94 ^e	[521]	0	A	★	■	■	Υ		
El-Khadra 92 ^g	[523]	0	A	★	○	○	$c\bar{c}(1S-1P)$	234(10)	0.593(25) ^h

^a The numbers for Λ have been converted from the values for $\alpha_s^{(5)}(M_Z)$.

§ $\alpha_{\overline{\text{MS}}}^{(3)}(5 \text{ GeV}) = 0.2034(21)$, $\alpha_{\overline{\text{MS}}}^{(5)}(M_Z) = 0.1184(6)$, only update of intermediate scale and c , b quark masses, supersedes HPQCD 08A and Maltman 08.

† $\alpha_{\overline{\text{MS}}}^{(5)}(M_Z) = 0.1192(11)$.

* $\alpha_V^{(3)}(7.5 \text{ GeV}) = 0.2120(28)$, $\alpha_{\overline{\text{MS}}}^{(5)}(M_Z) = 0.1183(8)$, supersedes HPQCD 05.

†† Scale is originally determined from Υ mass splitting. r_1 is used as an intermediate scale. In conversion to $r_0\Lambda_{\overline{\text{MS}}}$, r_0 is taken to be 0.472 fm.

** $\alpha_V^{(3)}(7.5 \text{ GeV}) = 0.2082(40)$, $\alpha_{\overline{\text{MS}}}^{(5)}(M_Z) = 0.1170(12)$.

^b This supersedes [524–526]. $\alpha_{\overline{\text{MS}}}^{(5)}(M_Z) = 0.112(1)(2)$. The $N_f = 2$ results were based on values for r_0/a which have later been found to be too small [59]. The effect will be of the order of 10–15%, presumably an increase in Λr_0 .

^c $\alpha_{\overline{\text{MS}}}^{(5)}(M_Z) = 0.1118(17)$.

^d $\alpha_V^{(3)}(6.48 \text{ GeV}) = 0.194(7)$ extrapolated from $N_f = 0, 2$. $\alpha_{\overline{\text{MS}}}^{(5)}(M_Z) = 0.107(5)$.

^e $\alpha_P^{(3)}(8.2 \text{ GeV}) = 0.1959(34)$ extrapolated from $N_f = 0, 2$. $\alpha_{\overline{\text{MS}}}^{(5)}(M_Z) = 0.115(2)$.

^f Estimated $\alpha_{\overline{\text{MS}}}^{(5)}(M_Z) = 0.108(5)(4)$.

^g This early computation violates our requirement that scheme conversions are done at the two-loop level.

^h Used $r_0 = 0.5 \text{ fm}$ to convert to $r_0\Lambda_{\overline{\text{MS}}}$. $\Lambda_{\overline{\text{MS}}}^{(4)} = 160^{(+47)}_{(-37)} \text{ MeV}$, $\alpha_{\overline{\text{MS}}}^{(4)}(5 \text{ GeV}) = 0.174(12)$. We converted this number to give $\alpha_{\overline{\text{MS}}}^{(5)}(M_Z) = 0.106(4)$.

Table 35: Wilson loop results.

The QCDSF/UKQCD Collaborations, QCDSF/UKQCD [518], [524–526], use the two-loop relation (re-written here in terms of α)

$$\frac{1}{\alpha_{\overline{\text{MS}}}(\mu)} = \frac{1}{\alpha_{\text{P}}(1/a)} + 4\pi(2b_0 \ln a\mu - t_1^{\text{P}}) + (4\pi)^2(2b_1 \ln a\mu - t_2^{\text{P}})\alpha_{\text{P}}(1/a), \quad (194)$$

where t_1^{P} and t_2^{P} are known. (A two-loop relation corresponds to a three-loop lattice beta function.) This was used to directly compute $\alpha_{\overline{\text{MS}}}$, and the scale was chosen so that the $O(\alpha_{\text{P}}^0)$ term vanishes, i.e.

$$\mu^* = \frac{1}{a} \exp[t_1^{\text{P}}/(2b_0)] \approx \begin{cases} 2.63/a & N_f = 0 \\ 1.4/a & N_f = 2 \end{cases}. \quad (195)$$

The method is to first compute $\alpha_{\text{P}}(1/a)$ and from this using eq. (194) to find $\alpha_{\overline{\text{MS}}}(\mu^*)$. The RG equation, eq. (166), then determines $\mu^*/\Lambda_{\overline{\text{MS}}}$ and hence using eq. (195) leads to the result for $r_0\Lambda_{\overline{\text{MS}}}$. This avoids giving the scale in MeV until the end. In the $N_f = 0$ case 7 lattice spacings were used, [483], giving a range $\mu^*/\Lambda_{\overline{\text{MS}}} \approx 24 - 72$ (or $a^{-1} \approx 2 - 7$ GeV) and $\alpha_{\text{eff}} = \alpha_{\overline{\text{MS}}}(\mu^*) \approx 0.14 - 0.11$. Neglecting higher order perturbative terms (see discussion after eq. (196) below) in eq. (194) this is sufficient to allow a continuum extrapolation of $r_0\Lambda_{\overline{\text{MS}}}$. A similar computation for $N_f = 2$ by QCDSF/UKQCD 05 [518] gave $\mu^*/\Lambda_{\overline{\text{MS}}} \approx 12 - 17$ (or roughly $a^{-1} \approx 2 - 3$ GeV) and $\alpha_{\text{eff}} = \alpha_{\overline{\text{MS}}}(\mu^*) \approx 0.20 - 0.18$. The $N_f = 2$ results of QCDSF/UKQCD 05 are affected by an uncertainty which was not known at the time of publication: It has been realized that the values of r_0/a of [518] were significantly too low [59]. As this effect is expected to depend on a , it influences the perturbative behaviour leading us to assign a \blacksquare for that criterion.

The work of HPQCD 05A [513] (which supersedes the original work [527]) uses three lattice spacings $a^{-1} \approx 1.2, 1.6, 2.3$ GeV for 2 + 1 flavour QCD. Typically the renormalization scale $q \approx \pi/a \approx 3.50 - 7.10$ GeV, corresponding to $\alpha_{\text{eff}} \equiv \alpha_{\text{V}} \approx 0.22 - 0.28$.

In the later update HPQCD 08A [514] twelve data sets (with six lattice spacings) are now used reaching up to $a^{-1} \approx 4.4$ GeV corresponding to $\alpha_{\text{eff}} \approx 0.18$. The values used for the scale r_1 were further updated in HPQCD 10 [73]. Maltman 08 [517] uses most of the same lattice ensembles as HPQCD 08A [514], but considers a much smaller set of quantities (three versus 22) that are less sensitive to condensates. They also use different strategies for evaluating the condensates and for the perturbative expansion, and a slightly different value for the scale r_1 . The central values of the final results from Maltman 08 and HPQCD 08A differ by 0.0009 (which would be decreased to 0.0007 taking into account a reduction of 0.0002 in the value of the r_1 scale used by Maltman 08).

As mentioned before, the perturbative coefficients are computed through 3-loop order [528], while the higher order perturbative coefficients c_n with $n_{\text{max}} \geq n > 3$ (with $n_{\text{max}} = 10$) are numerically fitted using the lattice simulation data for the lattice spacings with the help of Bayesian methods. It turns out that corrections in eq. (190) are of order $|c_i/c_1|\alpha^i = 20\%$, 5–15% and 3–10% for $i = 1, 2, 3$, respectively. The inclusion of a fourth-order term is necessary to obtain a good fit to the data, and leads to a shift of the result by 1 – 2 sigma. For all but one of the 22 quantities, central values of $\approx 2 - 4$ were found, with errors from the fits of ≈ 2 .

For many of the quantities, the fitted central values of the ratios $|c_4/c_1|$ appear to be larger than corresponding lower-order ratios (which would be worrying for the application of perturbation theory), but the coefficients $|c_5/c_1|$ are essentially undetermined by the data and the errors on $|c_4/c_1|$ are sufficiently large that it is premature to decide this issue.

Perturbative truncation errors are the largest source of uncertainty in HPQCD 08A/10A, and a significant contribution in Maltman; both estimate this error to be about 0.3–0.4%. Maltman uses the changes observed from fitting to data at the three finest versus fitting to data at all lattice spacings, while HPQCD uses the (correlated) errors in their fitted coefficients c_4 and c_5 . As discussed in the introduction and conclusions, however, perturbative truncation errors are notoriously difficult to estimate. In the concluding section (9.9), we therefore also consider a more conservative power-counting estimate of the perturbative error, taking the estimated size of the c_4 term as the uncertainty. With $\alpha_1 = \alpha_{\overline{\text{MS}}}^{(3)}(5 \text{ GeV})$ and $\alpha_2 = \alpha_{\overline{\text{MS}}}^{(5)}(M_Z)$ we have

$$\Delta\alpha_1 = \left| \frac{c_4}{c_1} \right| \alpha_1^4, \quad \Delta\alpha_2 = \left| \frac{c_4}{c_1} \right| \alpha_1^2 \alpha_2^2, \quad \frac{\Delta\Lambda}{\Lambda} = \frac{1}{8\pi b_0 \alpha_1} \frac{\Delta\alpha_1}{\alpha_1}. \quad (196)$$

In order to obtain a numerical value we need $|c_4/c_1|$. It has been estimated as part of the fit by HPQCD. Since the fit results are $|c_4/c_1| = 4 \pm 2$ for the (log of the) plaquette and unimproved Wilson-loops, the estimated four-loop correction from eq. (196) is of order 2–6%.

As perturbative coefficients are fit parameters, it is important to have isolated the perturbative piece of the short distance quantity, or to show that non-perturbative effects are small. Checks were made expanding the short distance quantity in a Taylor expansion in the quark mass and adding ‘gluon condensate’-like terms. This did not change the fits perceptibly. With the α_{eff} values given above we assign a \circ for the renormalization scale. According to our criterion the perturbative behaviour is verified. However, one should keep mind that it was necessary to include fitted higher-order coefficients in order to describe the data. The fact that these fitted coefficients are not well-determined by the data makes the test less stringent. Table 35 summarizes the results.

9.7 α_s from current two-point functions

9.7.1 General considerations

The method has been introduced in [85] and updated in [73], see also [529]. The basic observable is constructed from a current $J(x) = im_h \bar{\psi}_h(x) \gamma_5 \psi_{h'}(x)$ of two mass-degenerate heavy valence quarks, h, h' . The pre-factor m_h denotes the bare mass of the quark. With a residual chiral symmetry, $J(x)$ is a renormalization group invariant local field, i.e. it requires no renormalization. Staggered fermions and twisted mass fermions have such a residual chiral symmetry. The (Euclidean) time-slice correlation function

$$G(x_0) = a^3 \sum_{\vec{x}} \langle J^\dagger(x) J(0) \rangle, \quad (197)$$

($J^\dagger(x) = im_h \bar{\psi}_{h'}(x) \gamma_5 \psi_h(x)$) has a $\sim x_0^{-3}$ singularity at short distances and moments

$$G_n = a \sum_{t=-(T/2-a)}^{T/2-a} t^n G(t), \quad (198)$$

are finite for $n \geq 4$. Here T is the time extent of the lattice. The moments are dominated by contributions at t of order $1/m_h$. For large mass m_h these are short distances and the moments

become increasingly perturbative for decreasing n . Denoting the lowest order perturbation theory moments by $G_n^{(0)}$, one defines the normalized moments

$$R_n = \begin{cases} G_4/G_4^{(0)} & \text{for } n = 4, \\ \frac{m_p G_n^{1/(n-4)}}{2m_h (G_n^{(0)})^{1/(n-4)}} & \text{for } n \geq 6, \end{cases} \quad (199)$$

of even order n . The mass, m_p , of the pseudoscalar flavoured hh' state is used to make G_n dimensionless, while in the denominator the bare quark mass is used for this purpose. In the continuum limit the normalized moments can be parameterized in terms of functions

$$R_n \equiv \begin{cases} r_4(\alpha_s(\mu), \mu/\bar{m}_h(\mu)) & \text{for } n = 4, \\ z \cdot r_n(\alpha_s(\mu), \mu/\bar{m}_h(\mu)) & \text{for } n \geq 6, \end{cases} \quad (200)$$

where

$$z = \frac{m_p}{2\bar{m}_h(\mu)}, \quad (201)$$

with $\bar{m}_h(\mu)$ being the renormalized quark mass. The prefactor z parameterizes the heavy quark mass and the quantities r_n have a perturbative expansion

$$r_n = 1 + r_{n,1}\alpha_s + r_{n,2}\alpha_s^2 + r_{n,3}\alpha_s^3 + \dots, \quad (202)$$

where the written terms $r_{n,i}(\mu/\bar{m}_h(\mu))$, $i \leq 3$ are known for low n from [508, 509, 530–532]. In practice, the expansion is used in the $\overline{\text{MS}}$ scheme. Matching non-perturbative lattice results for the moments to the perturbative expansion, one can determine an approximation to $\alpha_{\overline{\text{MS}}}(\mu)$ as well as $\bar{m}_h(\mu)$. With the lattice spacing (scale) determined from some extra physical input, this calibrates μ .

A difficulty with this approach is that large masses are needed to enter the perturbative domain. Lattice artefacts can then be sizeable and have a complicated form. The ratios in eq. (199) use the tree level lattice results in the usual way for normalization. This results in unity as the leading term in eq. (202), suppressing some of the kinematical lattice artefacts. We note that in contrast to e.g. the definition of α_{qq} , here the cutoff effects are of order $a^n \alpha_s$, while there the tree level term defines α_s and therefore the cutoff effects after tree level improvement are of order $a^n \alpha_s^2$.

Furthermore finite size effects (FSE) due to the omission of $|t| > T/2$ in eq. (198) grow with n as $(m_p T/2)^n \exp(-m_p T/2)$. In practice, however, since the (lower) moments are short distance dominated, the FSE are expected to be irrelevant at the present level of precision. In the definitions above, the mass of an artificial non-singlet pseudoscalar meson has been used, since this is done in the simulations. In the determinations of the quark masses, this mass is approximated by the mass of the η (or η_b) in Nature. The difference, due to quark-line disconnected diagrams is usually assumed to be small. For the determination of α_s , this approximation is actually irrelevant, since one can consider the moments at arbitrary (valence) quark masses.

Moments of correlation functions of the quark's electromagnetic current can also be obtained from experimental data for e^+e^- annihilation [533, 534]. This enables a non-lattice determination of α_s using a similar analysis method. In particular, the same continuum perturbation theory enters both the lattice and the phenomenological determinations.

9.7.2 Discussion of computations

The method has been applied in HPQCD 08B [85] and in HPQCD 10 [73], based on the MILC ensembles with $2 + 1$ flavours of ASQTAD staggered quarks and HISQ valence quarks. The scale was set using $r_1 = 0.321(5)$ fm in HPQCD 08B and the updated value $r_1 = 0.3133(23)$ fm in HPQCD 10. The effective range of couplings used is here given for $n = 4$, which is the moment most dominated by short (perturbative) distances and important in the determination of α_s . The range is similar for other ratios. With $r_{4,1} = 0.7427$ and $R_4 = 1.281(5)$ determined in the continuum limit at the charm mass in [85], we have $\alpha_{\text{eff}} = 0.38$ at the charm quark mass, which is the mass value where HPQCD 08B carries out the analysis. In HPQCD 10 a set of masses is used, with $R_4 \in [1.090, 1.293]$ which corresponds to $\alpha_{\text{eff}} \in [0.121, 0.395]$.

The available data of HPQCD 10 is summarized in Fig. 24 where we plot α_{eff} against $m_p r_1$. For the continuum limit criterion, we choose the scale $\mu = 2\bar{m}_h \approx m_p/1.1$, where we have taken \bar{m}_h in the $\overline{\text{MS}}$ scheme at scale \bar{m}_h and the numerical value 1.1 was determined in HPQCD 10B. The data in Fig. 24 are grouped according to the range of $a\mu$ that they

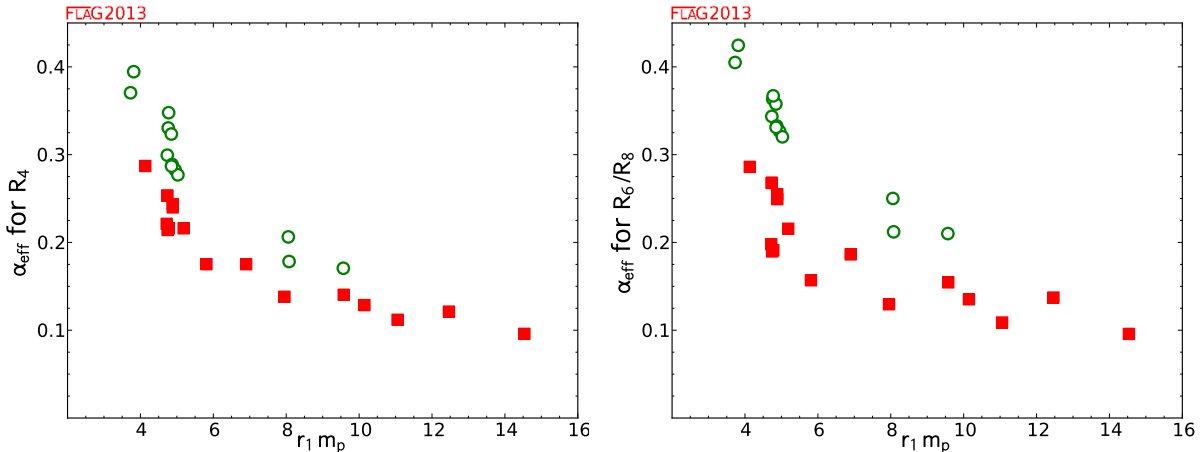


Figure 24: α_{eff} for R_4 (left) and R_6/R_8 (right) versus $r_1 m_p$. Symbols correspond to our continuum limit criterion, namely \circ for data with $1 \leq a\mu \leq 1.5$ and \blacksquare for $a\mu > 1.5$, while \star is not present.

cover. The vertical spread of the results for α_{eff} at fixed $r_1 m_p$ in the figure measures the discretisation errors seen for large masses: in the continuum we would expect all the points to lie on one universal curve. The plots illustrate the selection applied by our quality criterion for the continuum limit with our choices for μ . Fig. 24 gives reason for concern, since it shows that the discretization errors that need to be removed in the continuum extrapolation are not small.

With our choices for μ , the continuum limit criterion is satisfied for 3 lattice spacings when $\alpha_{\text{eff}} \leq 0.3$ and $n = 4$. Larger n moments are more influenced by non-perturbative effects. For the n values considered, adding a gluon condensate term, which largely accounts for these effects, only changed error bars slightly. We note that HPQCD in their papers perform a global fit to all data using a joint expansion in powers of α_s^n , $(\Lambda/(m_p/2))^j$ to parameterize the heavy-quark mass dependence, and $(am_p/2)^{2i}$ to parameterize the lattice-spacing dependence. To obtain a good fit, they must exclude data with $am_p > 1.95$ and include lattice-spacing terms

a^{2i} with i greater than 10. Because these fits include many more fit parameters than data points, HPQCD uses their expectations for the sizes of coefficients as Bayesian priors. The fits include data with masses as large as $am_p/2 \sim 0.86$, so there is only minimal suppression of the many high order contributions for the heavier masses. It is not clear, however, how sensitive the final results are to the larger $am_p/2$ values in the data. The continuum limit of the fit is in agreement with a perturbative scale dependence (a five-loop running $\alpha_{\overline{\text{MS}}}$ with a fitted five-loop coefficient in the beta-function is used). Indeed, Fig. 2 of Ref. [73] suggests that HPQCD’s fit describes the data well.

In Table 36 we list the current two point function results. Thus far, only one group has used this approach, which models complicated and potentially large cutoff effects together with a perturbative coefficient. We therefore are waiting to see confirmation by other collaborations of the small systematic errors obtained (cf. discussion in 9.9.2). We do however include the values of $\alpha_{\overline{\text{MS}}}(M_Z)$ and $\Lambda_{\overline{\text{MS}}}$ of HPQCD 10 in our final range.

Collaboration	Ref.	N_f	publication status	renormalization scale	perturbative behaviour	continuum extrapolation	scale	$\Lambda_{\overline{\text{MS}}}[\text{MeV}]$	$r_0\Lambda_{\overline{\text{MS}}}$
HPQCD 10	[73]	2+1	A	○	○	○	$r_1 = 0.3133(23) \text{ fm}^\dagger$	338(10)*	0.809(25)
HPQCD 08B	[85]	2+1	A	■	■	■	$r_1 = 0.321(5) \text{ fm}^\dagger$	325(18)+	0.777(42)

[†] Scale is determined from Υ mass splitting.
* $\alpha_{\overline{\text{MS}}}^{(3)}(5 \text{ GeV}) = 0.2034(21)$, $\alpha_{\overline{\text{MS}}}^{(5)}(M_Z) = 0.1183(7)$.
+ $\alpha_{\overline{\text{MS}}}^{(4)}(3 \text{ GeV}) = 0.251(6)$, $\alpha_{\overline{\text{MS}}}^{(5)}(M_Z) = 0.1174(12)$.

Table 36: Current two point function results.

9.8 α_s from QCD vertices

9.8.1 General considerations

The most intuitive and in principle direct way to determine the coupling constant in QCD is to compute the appropriate three or four point gluon vertices or alternatively the quark-quark-gluon vertex or ghost-ghost-gluon vertex (i.e. $q\bar{q}A$ or $c\bar{c}A$ vertex respectively). A suitable combination of renormalization constants then leads to the relation between the bare (lattice) and renormalized coupling constant. This procedure requires the implementation of a non-perturbative renormalization condition and the fixing of the gauge. For the study of non-perturbative gauge fixing and the associated Gribov ambiguity, we refer to [535–537] and references therein. In practice the Landau gauge is used and the renormalization constants are defined by requiring that the vertex is equal to the tree level value at a certain momentum configuration. The resulting renormalization schemes are called ‘MOM’ scheme (symmetric

momentum configuration) or ‘MOM’ (one momentum vanishes), which are then converted perturbatively to the $\overline{\text{MS}}$ scheme.

A pioneering work to determine the three gluon vertex in the $N_f = 0$ theory is Alles 96 [538] (which was followed by [539] for two flavour QCD); a more recent $N_f = 0$ computation was [540] in which the three gluon vertex as well as the ghost-ghost-gluon vertex was considered. (This requires in general a computation of the propagator of the Faddeev–Popov ghost on the lattice.) The latter paper concluded that the resulting $\Lambda_{\overline{\text{MS}}}$ depended strongly on the scheme used, the order of perturbation theory used in the matching and also on non-perturbative corrections, [541].

Subsequently in [542, 543] a specific $\widetilde{\text{MOM}}$ scheme with zero ghost momentum for the ghost-ghost-gluon vertex was used. In this scheme, dubbed the ‘MM’ (Minimal MOM) or ‘Taylor’ (T) scheme, the vertex is not renormalized, and so the renormalized coupling reduces to

$$\alpha_{\text{T}}(\mu) = D_{\text{lat}}^{\text{ghost}}(\mu, a) D_{\text{lat}}^{\text{gluon}}(\mu, a)^2 \frac{g_0^2(a)}{4\pi}, \quad (203)$$

where $D_{\text{lat}}^{\text{ghost}}$ and $D_{\text{lat}}^{\text{gluon}}$ are the (bare lattice) dressed ghost and gluon ‘form factors’ of these propagator functions in the Landau gauge,

$$D^{ab}(p) = -\delta^{ab} \frac{D^{\text{ghost}}(p)}{p^2}, \quad D_{\mu\nu}^{ab}(p) = \delta^{ab} \left(\delta_{\mu\nu} - \frac{p_\mu p_\nu}{p^2} \right) \frac{D^{\text{gluon}}(p)}{p^2}, \quad (204)$$

and we have written the formula in the continuum with $D^{\text{ghost/gluon}}(p) = D_{\text{lat}}^{\text{ghost/gluon}}(p, 0)$. Thus there is now no need to compute the ghost-ghost-gluon vertex, just the ghost and gluon propagators.

9.8.2 Discussion of computations

For the calculations considered here, to match to perturbative scaling, it was first necessary to reduce lattice artifacts by an $H(4)$ extrapolation procedure (addressing $O(4)$ rotational invariance), e.g. ETM 10F [549] or lattice perturbation theory, e.g. Sternbeck 12 [547]. To match to perturbation theory, collaborations vary in their approach. In ETM 10F [549] it was necessary to include the operator A^2 in the OPE of the ghost and gluon propagators, while in Sternbeck 12 [547] very large momenta are used and $a^2 p^2$ and $a^4 p^4$ terms are included in their fit to the momentum dependence. A further later refinement was the introduction of nonperturbative OPE power corrections in ETM 11D [546] and ETM 12C [545]. Although the expected leading power correction, $1/q^4$, was tried, ETM finds good agreement with their data only when they fit with the next-to-leading order term, $1/q^6$. The update ETM 13D [544] investigates this point in more detail, using better data with reduced statistical errors. They find that after again including the $1/q^6$ term they can describe their data over a large momentum range from about 1.75 GeV to 7 GeV.

In all calculations except for Sternbeck 10 [548], Sternbeck 12 [547], the matching with the perturbative formula is performed including power corrections in the form of condensates, in particular $\langle A^2 \rangle$. Three lattice spacings are present in almost all calculations with $N_f = 0, 2$, but the scales ap are rather large. This mostly results in a \blacksquare on the continuum extrapolation (Sternbeck 10 [548], Boucaud 01B [539] for $N_f = 2$. Ilgenfritz 10 [550], Boucaud 08 [543], Boucaud 05 [540], Becirevic 99B [555], Becirevic 99A [556], Boucaud 98B [557], Boucaud

Collaboration	Ref.	N_f	Publication status	renormalization scale	perturbative behaviour	continuum extrapolation	scale	$\Lambda_{\overline{\text{MS}}}[\text{MeV}]$	$r_0\Lambda_{\overline{\text{MS}}}$
ETM 13D	[544]	2+1+1	A	○	○	■	f_π	314(7)(14)(10) [§]	0.752(18)(34)(81) [†]
ETM 12C	[545]	2+1+1	A	○	○	■	f_π	324(17) [§]	0.775(41) [†]
ETM 11D	[546]	2+1+1	A	○	○	■	f_π	316(13)(8)($^{+0}_{-9}$) [*]	0.756(31)(19)($^{+0}_{-22}$) [†]
Sternbeck 12	[547]	2+1	C				only running of α_s in Fig. 4		
Sternbeck 12	[547]	2	C				Agreement with $r_0\Lambda_{\overline{\text{MS}}}$ value of [59]		
Sternbeck 10	[548]	2	C	○	★	■			0.60(3)(2) [#]
ETM 10F	[549]	2	A	○	○	○	f_π	330(23)(22)($^{+0}_{-33}$)	0.72(5) ⁺
Boucaud 01B	[539]	2	A	○	○	■	$K^* - K$	264(27) ^{**}	0.669(69)
Sternbeck 12	[547]	0	C				Agreement with $r_0\Lambda_{\overline{\text{MS}}}$ value of [505]		
Sternbeck 10	[548]	0	C	★	★	■			0.62(1) [#]
Ilgenfritz 10	[550]	0	A	★	★	■	only running of α_s in Fig. 13		
Boucaud 08	[543]	0	A	○	○	■	$\sqrt{\sigma} = 445 \text{ MeV}$	224(3)($^{+8}_{-5}$)	0.59(1)($^{+2}_{-1}$)
Boucaud 05	[540]	0	A	■	○	■	$\sqrt{\sigma} = 445 \text{ MeV}$	320(32)	0.85(9)
Soto 01	[551]	0	A	○	○	○	$\sqrt{\sigma} = 445 \text{ MeV}$	260(18)	0.69(5)
Boucaud 01A	[552]	0	A	○	○	○	$\sqrt{\sigma} = 445 \text{ MeV}$	233(28) MeV	0.62(7)
Boucaud 00B	[553]	0	A	○	○	○	only running of α_s		
Boucaud 00A	[554]	0	A	○	○	○	$\sqrt{\sigma} = 445 \text{ MeV}$	237(3)($^{+0}_{-10}$)	0.63(1)($^{+0}_{-3}$)
Becirevic 99B	[555]	0	A	○	○	■	$\sqrt{\sigma} = 445 \text{ MeV}$	319(14)($^{+10}_{-20}$)	0.84(4)($^{+3}_{-5}$)
Becirevic 99A	[556]	0	A	○	○	■	$\sqrt{\sigma} = 445 \text{ MeV}$	$\lesssim 353(2)(^{+25}_{-15})$	$\lesssim 0.93(^{+7}_{-4})$
Boucaud 98B	[557]	0	A	■	○	■	$\sqrt{\sigma} = 445 \text{ MeV}$	295(5)(15)	0.78(4)
Boucaud 98A	[558]	0	A	■	○	■	$\sqrt{\sigma} = 445 \text{ MeV}$	300(5)	0.79(1)
Alles 96	[538]	0	A	■	○	■	$\sqrt{\sigma} = 440 \text{ MeV}^{++}$	340(50)	0.91(13)

[†] We use the 2+1 value $r_0 = 0.472 \text{ fm}$.

[§] $\alpha_{\overline{\text{MS}}}^{(5)}(M_Z) = 0.1200(14)$.

^{*} First error is statistical; second is due to the lattice spacing and third is due to the chiral extrapolation.

$\alpha_{\overline{\text{MS}}}^{(5)}(M_Z) = 0.1198(9)(5)(^{+0}_{-5})$.

[#] Only $r_0\Lambda_{\overline{\text{MS}}}$ is given.

⁺ The determination of r_0 from the f_π scale is found in [240].

^{**} $\alpha_{\overline{\text{MS}}}^{(5)}(M_Z) = 0.113(3)(4)$.

⁺⁺ The scale is taken from the string tension computation of [506].

Table 37: Results for the gluon–ghost vertex.

98A [558], Alles 96 [538] for $N_f = 0$). A \circ is reached in the $N_f = 0$ computations Boucaud 00A [554], 00B [553], 01A [552], Soto 01 [551] due to a rather small lattice spacing, but this is done on a lattice of a small physical size. The $N_f = 2 + 1 + 1$ calculation, fitting with condensates, is carried out for two lattice spacings and with $ap > 1.5$, giving \blacksquare for the continuum extrapolation as well. In ETM 10F [549] we have $0.25 < \alpha_{\text{eff}} < 0.4$, while in ETM 11D, ETM 12C (and ETM 13) we find $0.24 < \alpha_{\text{eff}} < 0.38$ which gives a green circle in these cases for the renormalization scale. In ETM 10F the values of ap violate our criterion for a continuum limit only slightly, and we give a \circ .

In Sternbeck 10 [548], the coupling ranges over $0.07 \leq \alpha_{\text{eff}} \leq 0.32$ for $N_f = 0$ and $0.19 \leq \alpha_{\text{eff}} \leq 0.38$ for $N_f = 2$ giving \star and \circ for the renormalization scale respectively. The fit with the perturbative formula is carried out without condensates, giving a satisfactory description of the data. In Boucaud 01A [552], depending on a , a large range of α_{eff} is used which goes down to 0.2 giving a \circ for the renormalization scale and perturbative behaviour, and several lattice spacings are used leading to \circ in the continuum extrapolation. The $N_f = 2$ computation Boucaud 01B [552], fails the continuum limit criterion because both $a\mu$ is too large and an unimproved Wilson fermion action is used. Finally in the conference proceedings Sternbeck 12 [547], the $N_f = 0, 2, 3$ coupling α_T is studied. Subtracting 1-loop lattice artefacts and subsequently fitting with a^2p^2 and a^4p^4 additional lattice artefacts, agreement with the perturbative running is found for large momenta ($r_0^2p^2 > 600$) without the need for power corrections. In these comparisons, the values of $r_0\Lambda_{\overline{\text{MS}}}$ from other collaborations are used. As no numbers are given, we have not introduced ratings for this study.

In Table 37 we summarize the results. Presently there are no $N_f \geq 3$ calculations of α_s from QCD vertices that satisfy the FLAG criteria to be included in the range.

9.9 Summary

9.9.1 The present situation

We first summarize the status of lattice-QCD calculations of the QCD scale $\Lambda_{\overline{\text{MS}}}$. Fig. 25 shows all results for $r_0\Lambda_{\overline{\text{MS}}}$ discussed in the previous sections. Many of the numbers are the ones given directly in the papers. However, when only $\Lambda_{\overline{\text{MS}}}$ in physical units (MeV) is available, we have converted them by multiplying with the value of r_0 in physical units. The notation used is full green squares for results used in our final average, while an open green square indicates that there are no red squares in the previous colour coding but the computation does not enter the ranges because either it has been superseded by an update or it is not published. Red open squares mean that there is at least one red square in the colour coding.

For $N_f = 0$ there is relatively little spread in the more recent numbers, even in those which do not satisfy our quality criteria. Clearly one could improve the statistical and many systematic errors considerably nowadays, but the emphasis is on the theory with quarks.

When two flavours of quarks are included, the numbers extracted by the various groups show a considerable spread, as in particular older computations did not yet control the systematics sufficiently. This illustrates the difficulty of the problem and emphasizes the need for strict quality criteria. The agreement among the more modern calculations with three or more flavours, however, is quite good.

We now turn to the status of the essential result for phenomenology, $\alpha_{\overline{\text{MS}}}^{(5)}(M_Z)$. In Table 38 and Fig. 26 we show all the results for $\alpha_{\overline{\text{MS}}}^{(5)}(M_Z)$ (i.e. $\alpha_{\overline{\text{MS}}}$ at the M_Z mass) obtained from

Collaboration	Ref.	N_f	publication status	renormalisation scale	perturbative behaviour	continuum extrapolation	$\alpha_{\overline{\text{MS}}}(M_Z)$	Method	Table
ETM 13D	[544]	2+1+1	A	○	○	■	0.1196(4)(8)(16)	gluon-ghost vertex	37
ETM 12C	[545]	2+1+1	A	○	○	■	0.1200(14)	gluon-ghost vertex	37
ETM 11D	[546]	2+1+1	A	○	○	■	0.1198(9)(5)($^{+0}_{-5}$)	gluon-ghost vertex	37
Bazavov 12	[503]	2+1	A	○	○	○	0.1156($^{+21}_{-22}$)	$Q-\bar{Q}$ potential	33
HPQCD 10	[73]	2+1	A	○	○	○	0.1183(7)	current two points	36
HPQCD 10	[73]	2+1	A	○	★	★	0.1184(6)	Wilson loops	35
PACS-CS 09A	[486]	2+1	A	★	★	○	0.118(3) [#]	Schrödinger functional	32
Maltman 08	[517]	2+1	A	○	○	○	0.1192(11)	Wilson loops	35
HPQCD 08B	[85]	2+1	A	■	■	■	0.1174(12)	current two points	36
HPQCD 08A	[514]	2+1	A	○	★	★	0.1183(8)	Wilson loops	35
HPQCD 05A	[513]	2+1	A	○	○	○	0.1170(12)	Wilson loops	35
QCDSF/UKQCD 05	[518]	0, 2 → 3	A	★	■	★	0.112(1)(2)	Wilson loops	35
Boucaud 01B	[539]	2 → 3	A	○	○	■	0.113(3)(4)	gluon-ghost vertex	37
SESAM 99	[519]	0, 2 → 3	A	★	■	■	0.1118(17)	Wilson loops	35
Wingate 95	[520]	0, 2 → 3	A	★	■	■	0.107(5)	Wilson loops	35
Davies 94	[521]	0, 2 → 3	A	★	■	■	0.115(2)	Wilson loops	35
Aoki 94	[522]	2 → 3	A	★	■	■	0.108(5)(4)	Wilson loops	35
El-Khadra 92	[523]	0 → 3	A	★	○	○	0.106(4)	Wilson loops	35

[#] Result with a linear continuum extrapolation in a .

Table 38: Results for $\alpha_{\overline{\text{MS}}}(M_Z)$. $N_f = 3$ results are matched at the charm and bottom thresholds and scaled to M_Z to obtain the $N_f = 5$ result. The arrows in the N_f column indicates which N_f ($N_f = 0, 2$ or a combination of both) were used to first extrapolate to $N_f = 3$ or estimate the $N_f = 3$ value through a model/assumption. The exact procedures used vary and are given in the various papers.

$N_f = 2 + 1$ and $N_f = 2 + 1 + 1$ simulations. For comparison, we also include results from $N_f = 0, 2$ simulations, which are not relevant for phenomenology. For the $N_f \geq 3$ simulations, the conversion from $N_f = 3$ to $N_f = 5$ is made by matching the coupling constant at the charm and bottom quark thresholds and using the scale as determined or used by the authors. For $N_f = 0, 2$ the results for $\alpha_{\overline{\text{MS}}}$ in the summary table come from evaluations of $\alpha_{\overline{\text{MS}}}$ at a low scale and are extrapolated in N_f to $N_f = 3$.

As can be seen from the tables and figures, at present there are several computations satisfying the quality criteria to be included in the FLAG average. We note that none of those calculations of $\alpha_{\overline{\text{MS}}}^{(5)}(M_Z)$ satisfy all of our more stringent criteria: a ★ for the renormalization scale, perturbative behaviour and continuum extrapolation. The results, however,

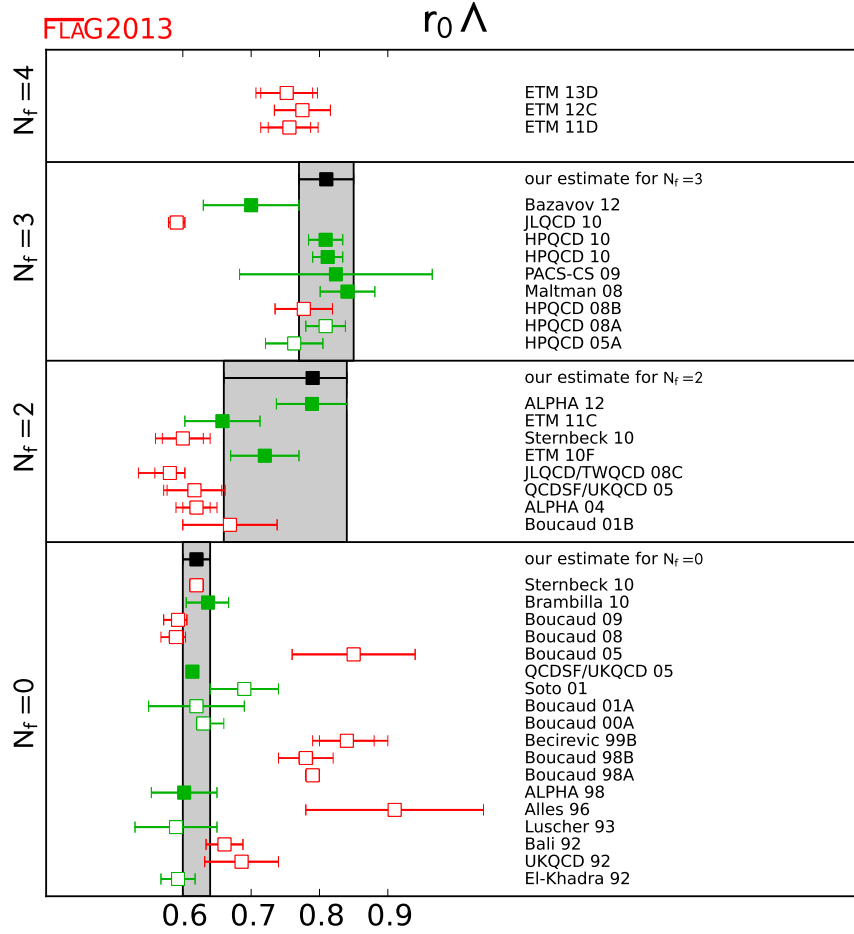


Figure 25: $r_0 \Lambda_{\overline{\text{MS}}}$ estimates for $N_f = 0, 2, 3, 4$ flavours. Full green squares are used in our final ranges, open green squares also indicate that there are no red squares in the colour coding but the computations were superseded by later more complete ones, while red open squares mean that there is at least one red square in the colour coding.

are obtained from four different methods that have different associated systematics, and agree well within the stated uncertainties.

9.9.2 Our range for $\alpha_{\overline{\text{MS}}}^{(5)}$

We now explain the determination of our range. We only include those results without a red tag and that are published in a refereed journal. We also do not include any numbers which were obtained by extrapolating from theories with less than three flavours. There is no real basis for such extrapolations; rather they use ad hoc assumptions on the low energy behaviour of the theories. One also notices from the published results that the estimated numbers are quite significantly below those with at least 2+1 flavours.

A general issue with most recent lattice calculations of $\alpha_{\overline{\text{MS}}}$ is that they are dominated by

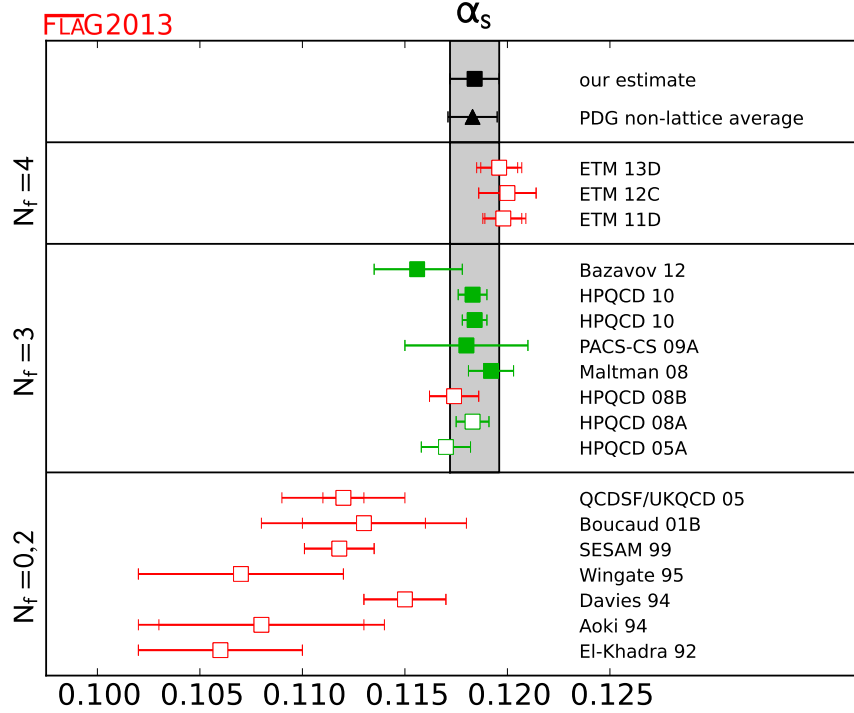


Figure 26: $\alpha_{\overline{\text{MS}}}^{(5)}(M_Z)$, the coupling constant in the $\overline{\text{MS}}$ scheme at the Z mass. The results labeled $N_f = 0, 2$ use estimates for $N_f = 3$ obtained by first extrapolating in N_f from $N_f = 0, 2$ results. Since this is not a theoretically justified procedure, these are not included in our final estimate and are thus given a red symbol. However, they are shown to indicate the progress made since these early calculations. The PDG entry indicates the outcome of their analysis excluding lattice results (see section 9.9.4).

perturbative truncation errors, which are difficult to estimate. This concern also applies to many non-lattice determinations. Further, all results except for those of sections 9.3, 9.6 are based on extractions of $\alpha_{\overline{\text{MS}}}$ that are largely influenced by data with $\alpha_{\text{eff}} \geq 0.3$. At smaller α the momentum scale μ quickly is at or above a^{-1} . We have included computations using $a\mu$ up to 1.5 and α_{eff} up to 0.4, but one would ideally like to be significantly below that. Accordingly we wish at this stage to estimate the error ranges in a conservative manner, and not simply perform weighted averages of the individual errors estimated by each group.

Many of the methods have thus far only been applied by a single collaboration, and with simulation parameters that could still be improved. We therefore think that the following aspects of the individual calculations are important to keep in mind, and look forward to additional clarification and/or corroboration in the future.

- The potential computations Brambilla 10 [505], ETM 11C [504] and Bazavov 12 [503] give evidence that they have reached distances where perturbation theory can be used. However, in addition to Λ_{QCD} , a scale is introduced into the perturbative prediction by the process of subtracting the renormalon contribution. The extractions of Λ are dominated by data

with $\alpha_{\text{eff}} \geq 0.3$. In contrast, Ref. [507], which studies the force instead of the potential and therefore does not need a renormalon subtraction, finds that significantly smaller lattice spacings would be needed in order for perturbation theory to be reliable. Further study is needed to clarify the situation.

- In the determination of α_s from observables at the lattice spacing scale, there is an interplay of higher order perturbative terms and lattice artefacts. In HPQCD 05A [513], HPQCD 08A [514] and Maltman 08 [517] both lattice artifacts (which are power corrections in this approach) and higher order perturbative terms are fitted. We note that, Maltman 08 [517] and HPQCD 08A [514] analyse largely the same data set but use different versions of the perturbative expansion and treatments of nonperturbative terms. After adjusting for the slightly different lattice scales used, the values of $\alpha_{\overline{\text{MS}}}(M_Z)$ differ by 0.0004 to 0.0008 for the three quantities considered. In fact the largest of these differences (0.0008) comes from a tadpole-improved loop, which is expected to be best behaved perturbatively.
- Another computation with very small errors is HPQCD 10 [73], where correlation functions of heavy quarks are used to construct short-distance quantities. Due to the large quark masses needed to reach the region of small coupling, considerable discretisation errors are present, see Fig. 24. These are treated by fits to the perturbative running (a five-loop running $\alpha_{\overline{\text{MS}}}$ with a fitted five-loop coefficient in the beta-function is used) with high order terms in a double expansion in $a^2\Lambda^2$ and $a^2m_h^2$ supplemented by priors which limit the size of the coefficients. The priors play an especially important role in these fits given the much larger number of fit parameters than data points. We note, however, that the size of the coefficients does not prevent high-order terms from contributing significantly, since the data includes values of $am_p/2$ that are rather close to 1. It is not clear how sensitive the final results are to these large values of $am_p/2$.

As previously discussed $\alpha_{\overline{\text{MS}}}^{(5)}(M_Z)$ is summarized in Table 38 and Fig. 26. Early computations estimated the effect of the strange quark by extrapolations from $N_f = 0$ and $N_f = 2$. They are included in the table and figure but do not enter the final range. Indeed with our present knowledge we see that such estimates were rather rough ones, but also other systematic errors such as a lack of control of discretisation errors presumably play a rôle in the differences seen with today's results. A number of calculations that include the effect of the strange quark make up our final estimate. These are Bazavov 12, HPQCD 10A/10B, PACS-CS 09A, Maltman 08 while HPQCD 08A/05A have been superseded by more complete calculations. We obtain the central value for our range,

$$\alpha_{\overline{\text{MS}}}^{(5)}(M_Z) = 0.1184(12), \quad (205)$$

from the weighted average of the five results. Of the results that enter our range, those from Wilson loops (HPQCD 10A and Maltman 08) and current two-point correlators (HPQCD 10B) presently have the smallest quoted errors. In both cases the uncertainties are dominated by perturbative truncation errors. Such errors are difficult to estimate, and there is a considerable spread in opinion both in the lattice and continuum phenomenology communities regarding how they should be estimated. We therefore choose to be conservative, and take a larger range for $\alpha_{\overline{\text{MS}}}^{(5)}(M_Z)$ than one would obtain from the weighted average, or even from the most precise individual calculation. We make a conservative estimate of the perturbative uncertainty in the calculation of α_s from small Wilson loops, and take that estimate as the error range of the current weighted average of all lattice results. One approach for making such an estimate would be to take the largest of the differences between the calculations of

Maltman 08 [517] and HPQCD 08A [514], 0.0008, which comes from the quantity computed by both groups that is expected to be best behaved perturbatively. This is somewhat larger than some of the estimates in the individual papers. An even more conservative estimate increases this error further to make it commensurate with a power-counting estimate of the truncation errors in the Wilson loop analyses. Taking the coefficient $|c_4/c_1| \approx 2$ in eq. (196) yields the estimate $\Delta\alpha_2 = 0.0012$ for $\alpha_{\overline{\text{MS}}}^{(5)}(M_Z)$. This is what we adopt as our final range.

The range for $\alpha_{\overline{\text{MS}}}^{(5)}(M_Z)$ presented here is based on results with rather different systematics (apart from the matching across the charm threshold). We therefore believe that the true value is quite likely to lie within this range.

We would like to emphasize once more that all computations which enter this range rely on a perturbative inclusion of the charm and beauty quarks. While perturbation theory for the matching of $\bar{g}_{N_f}^2$ and $\bar{g}_{N_f-1}^2$ looks very well behaved even at the mass of the charm, this scale is rather low and we have no reliable information about the precision of perturbation theory. However, it seems unlikely that the associated uncertainty is comparable with the present errors. With future improved precision, this will become a relevant issue. Note that this uncertainty is also present in some of the phenomenological determinations, in particular from τ decays.

9.9.3 Ranges for $[r_0\Lambda]^{(N_f)}$ and $\Lambda_{\overline{\text{MS}}}$

In the present situation, we give ranges for $[r_0\Lambda]^{(N_f)}$ and $\Lambda_{\overline{\text{MS}}}$, discussing their determination case by case. We include results with $N_f < 3$ because it is interesting to see the N_f -dependence of the connection of low- and high-energy QCD. This aids our understanding of the field theory and helps in finding possible ways to tackle it beyond the lattice approach. It is also of interest in providing an impression on the size of the vacuum polarisation effects of quarks, in particular with an eye on the still difficult-to-treat heavier charm and beauty quarks. Even if this information is rather qualitative, it may be valuable, given that it is of a completely non-perturbative nature.

We emphasize that results for $[r_0\Lambda]^{(0)}$ and $[r_0\Lambda]^{(2)}$ are *not* meant to be used in phenomenology.

For $N_f = 2 + 1 + 1$, we presently do not quote a range. Our best estimate is given by using the $N_f = 2 + 1$ result and converting it to $N_f = 2 + 1 + 1$ perturbatively at the charm quark-mass threshold.

For $N_f = 2+1$, we take as a central value the weighted average of Bazavov 12, HPQCD 10A, 10B, PACS-CS 09A and Maltman 08. For the error we take our own conservative estimate of the perturbative uncertainty remaining in the determinations from small Wilson loops, HPQCD 10A and Maltman 08. From an estimate of $|c_4/c_1| \approx 2$ we obtain (eq. (196) in section 9.6) $\Delta\Lambda/\Lambda = 0.05$. An independent estimate of the uncertainty due to the fit to the a -dependence in the analysis of moments of heavy quark correlators is much more difficult to make; as discussed above, and in the absence of confirmation by other groups, we are not yet ready to use the result of HPQCD 10 to reduce our conservative estimate of the errors from other approaches. Noting that the statistical error is negligible, we thus assign the just mentioned 5% error to the overall range,

$$[r_0\Lambda_{\overline{\text{MS}}}]^{(3)} = 0.81(4). \quad (206)$$

It is in good agreement with all 2+1 results without red tags. In physical units, using

$r_0 = 0.472$ fm, this means

$$\Lambda_{\overline{\text{MS}}}^{(3)} = 339(17) \text{ MeV} . \quad (207)$$

For $N_f = 2$, at present there is one computation with a ★ rating for all criteria, ALPHA 12. We adopt it as our central value and enlarge the error to cover the central values of the other two results with filled green boxes. This results in an asymmetric error. Our present range is

$$[r_0 \Lambda_{\overline{\text{MS}}}]^{(2)} = 0.79^{(+5)}_{(-13)} , \quad (208)$$

and in physical units, using $r_0 = 0.472$ fm,

$$\Lambda_{\overline{\text{MS}}}^{(2)} = 330^{(+21)}_{(-54)} \text{ MeV} . \quad (209)$$

A weighted average of the three eligible numbers would yield $[r_0 \Lambda_{\overline{\text{MS}}}]^{(2)} = 0.725(30)$, not covering the best result and in particular leading to a smaller error than we feel is justified, given the issues discussed above. Thus we believe that our estimate is a conservative choice; the lower value of ETM 11C [504] leads to the large downwards error. We hope that future work will improve the situation.

For $N_f = 0$, ALPHA 98 has a ○ in the continuum limit since the $O(a)$ improvement at the boundary was carried out only to 1-loop order. On the other hand, QCDSF/UKQCD 05 receives a ○ for the perturbative behaviour since a power law correction was fitted to the results, and additionally we note again that it is not obvious that higher order perturbative terms are negligible; an estimate as for HPQCD 10A (with $|c_4/c_1| \approx 2$) would be $\Delta[r_0 \Lambda_{\overline{\text{MS}}}]^{(0)} = 0.018$. A third result which enters our average is Brambilla 10 but we exclude the older estimates shown in the graph. They have a limited control of the systematic errors due to power law corrections and discretisation errors.³⁸ Taking a weighted average of the three numbers, we obtain $[r_0 \Lambda_{\overline{\text{MS}}}]^{(0)} = 0.615(5)$, dominated by the QCDSF/UKQCD 05 result. Since we are not yet convinced that such a small uncertainty has been reached, we prefer to presently take a range which encompasses all three central values and whose uncertainty comes close to our estimate of the perturbative error:

$$[r_0 \Lambda_{\overline{\text{MS}}}]^{(0)} = 0.62(2) . \quad (210)$$

Converting to physical units, using $r_0 = 0.472$ fm,

$$\Lambda_{\overline{\text{MS}}}^{(0)} = 260(7) \text{ MeV} . \quad (211)$$

While the conversion of the Λ -parameter to physical units is quite unambiguous for $N_f = 2+1$, our choice of $r_0 = 0.472$ fm also for smaller numbers of flavour amounts to a convention, in particular for $N_f = 0$. Indeed, in the tables 32-37 somewhat different numbers in MeV are found.

How sure are we about our ranges for $[r_0 \Lambda_{\overline{\text{MS}}}]$? In one case we have a result, eq. (208) which easily passes our criteria, in another one (eq. (210)) we have three compatible results which are close to that quality and agree. For $N_f = 2 + 1$ the range (eq. (206)) takes account of results with rather different systematics (apart from the matching across the charm threshold). We therefore find it difficult to imagine that the ranges could be violated by much.

³⁸We have assigned a ○ for the continuum limit, in Boucaud 00A[554], 00B[553], 01A[552], Soto 01[551] but these results are from lattices of a very small physical size with finite size effects that are not easily quantified.

9.9.4 Conclusions

With the present results our range for the strong coupling is (repeating eq. (205))

$$\alpha_{\overline{\text{MS}}}^{(5)}(M_Z) = 0.1184(12).$$

As can be seen from Fig. 26, when surveying the green data points, the individual lattice results agree within their quoted errors. Further those points are based on different methods for determining α_s , each with its own difficulties and limitations. Thus the overall consistency of the lattice α_s results engenders confidence in our range.

While our range for $\alpha_{\overline{\text{MS}}}(M_Z)$ in eq. (205) has about the same central value as the PDG average of lattice results, $\alpha_{\overline{\text{MS}}}(M_Z) = 0.1185(5)$, our error estimate is more conservative, derived from an estimate of perturbative uncertainties. In contrast, in the PDG review all published lattice results are taken with their errors at face value and a χ -squared weighted average is chosen because the results are largely independent and compatible within errors. We note that there is a diversity of opinion over the size of our range for $\alpha_{\overline{\text{MS}}}(M_Z)$ in eq. (205) within FLAG. Some members are sufficiently convinced by the overall consistency of the results from various groups within their quoted errors, as well as by the internal tests performed by individual groups, to take the quoted errors at face value. Others prefer the more conservative error estimate cited above, which aims to account for the difficulty associated with estimating perturbative truncation errors, the largest source of uncertainty in most of the calculations that enter the range. Given this diversity of opinion, we think it is appropriate to choose the more conservative estimate for our quoted range.

It is also interesting to compare our result, eq. (205), with the value quoted by the PDG for the average over all other (non-lattice) sources, $\alpha_s = 0.1183(12)$. In the 2013 review, for all subclasses of α_s determinations except for the lattice results, the results disagree beyond those expected from the quoted errors, presumably because of the challenges of evaluating systematic uncertainties. Thus the quoted range for each subclass is increased to encompass the central values of all individual determinations. This leads to subclass averages with errors that are larger than the smallest error of individual determinations by factors between two and four.

Our range for the lattice determination of $\alpha_{\overline{\text{MS}}}(M_Z)$ in eq. (205) is in excellent agreement with the PDG non-lattice average: the work done on the lattice provides an entirely independent determination, which already reaches the same precision even with our conservative estimate of the perturbative error.

We finish by commenting on perspectives for the future. In the next few years we anticipate that a growing number of lattice calculations of α_s from different quantities and by different collaborations will enable increasingly precise determinations, coupled with stringent cross-checks. The determination of α_s from observables at the lattice spacing scale will improve due to a further reduction of the lattice spacing. This reduces α_{eff} and thus the dominating error in $\alpha_{\overline{\text{MS}}}$. Schrödinger functional methods for $N_f = 2 + 1$ will certainly reach the precision of the present $N_f = 2$ results soon, as this just requires an application of the presently known techniques. Furthermore, we may expect a significant reduction of errors due to new definitions of running couplings [490, 491] using the Yang Mills gradient flow [182]. Factors of two and more in precision are certainly possible. At this point it will then also be necessary to include the charm quark in the computations such that the perturbative matching of $N_f = 2 + 1$ and $2 + 1 + 1$ theories at the charm quark threshold is avoided. $N_f = 2 + 1 + 1$ simulations are presently being carried out.

Acknowledgments

We are particularly indebted to J. Shigemitsu, who has actively participated in the the production of the first version of the current review: her invaluable contributions are gratefully acknowledged. We wish to thank Damir Bećirević, Nuria Carrasco, Christine Davies, Rachel Dowdall, Petros Dimopoulos, Jochen Dingfelder, Elvira Gamiz, Andreas Kronfeld, Peter Lepage, Matthew Moulson, Heechang Na, Jim Simone, Doug Toussaint for correspondence and useful comments. C.P. acknowledges the support of the Spanish MICINN under grant FPA2009-08785, the Spanish MINECO under grant FPA2012-31686 and the "Centro de excelencia Severo Ochoa Program" SEV-2012-0249, the Community of Madrid under grant HEPHACOS S2009/ESP-1473, and the European Union under the Marie Curie-ITN Program STRONGnet, grant PITN-GA-2009-238353. A.X.K. thanks the Fermilab theory group for hospitality while this review was finalized. The Albert Einstein Center for Fundamental Physics at the University of Bern is supported by the "Innovations- und Kooperationsprojekt C-13" of the "Schweizerische Universitätskonferenz SUK/CRUS". Fermilab is operated by Fermi Research Alliance, LLC, under Contract No. DE-AC02-07CH11359 with the U.S. Department of Energy. This work was partially supported by Grant-in-Aid for Scientific Research (25287046) and SPIRE (Strategic Program for Innovative Research) of MEXT, Japan, by the JSPS Kakenhi Grant, No. 22224003, by MIUR (Italy) under the contract PRIN 2010-2011, by the US Department of Energy under grant numbers DE-FG02-91ER40628, DE-FG02-92ER40716, DOE DE-FG02-13ER42001, DE-FG02-96ER40956, by the OCEVU Labex (ANR-11-LABX-0060) and the A*MIDEX project (ANR-11-IDEX-0001-02) funded by the "Investissements d'Avenir" French government program managed by the ANR, by UK STFC grant ST/G000557/1, by the Helmholtz Association through the virtual institute "Spin and strong QCD" (VH-VI-231), by the Swiss National Science Foundation, by the Spanish Minister of Education and Science, project RyC-2011-08557 and by a URA Visiting Scholarship. The research leading to these results has also received funding from the European Research Council under the European Community's Seventh Framework Programme (FP7/2007-2013) ERC grant agreement No 279757.

A Glossary

A.1 Lattice actions

In this appendix we give brief descriptions of the lattice actions used in the simulations and summarize their main features.

A.1.1 Gauge actions

The simplest and most widely used discretization of the Yang-Mills part of the QCD action is the Wilson plaquette action [559]:

$$S_G = \beta \sum_x \sum_{\mu < \nu} \left(1 - \frac{1}{3} \text{Re Tr } W_{\mu\nu}^{1 \times 1}(x) \right), \quad (212)$$

where $\beta \equiv 6/g_0^2$ (with g_0 the bare gauge coupling) and the plaquette $W_{\mu\nu}^{1 \times 1}(x)$ is the product of link variables around an elementary square of the lattice, i.e.

$$W_{\mu\nu}^{1 \times 1}(x) \equiv U_\mu(x) U_\nu(x + a\hat{\mu}) U_\mu(x + a\hat{\nu})^{-1} U_\nu(x)^{-1}. \quad (213)$$

This expression reproduces the Euclidean Yang-Mills action in the continuum up to corrections of order a^2 . There is a general formalism, known as the ‘‘Symanzik improvement programme’’ [9, 10], which is designed to cancel the leading lattice artifacts, such that observables have an accelerated rate of convergence to the continuum limit. The improvement programme is implemented by adding higher-dimensional operators, whose coefficients must be tuned appropriately in order to cancel the leading lattice artifacts. The effectiveness of this procedure depends largely on the method with which the coefficients are determined. The most widely applied methods (in ascending order of effectiveness) include perturbation theory, tadpole-improved (partially resummed) perturbation theory, renormalization group methods, and the nonperturbative evaluation of improvement conditions.

In the case of Yang-Mills theory, the simplest version of an improved lattice action is obtained by adding rectangular 1×2 loops to the plaquette action, i.e.

$$S_G^{\text{imp}} = \beta \sum_x \left\{ c_0 \sum_{\mu < \nu} \left(1 - \frac{1}{3} \text{Re Tr } W_{\mu\nu}^{1 \times 1}(x) \right) + c_1 \sum_{\mu, \nu} \left(1 - \frac{1}{3} \text{Re Tr } W_{\mu\nu}^{1 \times 2}(x) \right) \right\}, \quad (214)$$

where the coefficients c_0, c_1 satisfy the normalization condition $c_0 + 8c_1 = 1$. The *Symanzik-improved* [560], *Iwasaki* [561], and *DBW2* [562, 563] actions are all defined through eq. (214) via particular choices for c_0, c_1 . Details are listed in Table 39 together with the abbreviations used in the summary tables.

Abbrev.	c_1	Description
Wilson	0	Wilson plaquette action
tlSym	$-1/12$	tree-level Symanzik-improved gauge action
tadSym	variable	tadpole Symanzik-improved gauge action
Iwasaki	-0.331	Renormalization group improved (“Iwasaki”) action
DBW2	-1.4088	Renormalization group improved (“DBW2”) action

Table 39: Summary of lattice gauge actions. The leading lattice artifacts are $O(a^2)$ or better for all discretizations.

A.1.2 Light-quark actions

If one attempts to discretize the quark action, one is faced with the fermion doubling problem: the naive lattice transcription produces a 16-fold degeneracy of the fermion spectrum.

Wilson fermions

Wilson's solution to the fermion doubling problem is based on adding a dimension-5 (irrelevant) operator to the lattice action. The Wilson-Dirac operator for the massless case reads [559, 564]

$$D_w = \frac{1}{2}\gamma_\mu(\nabla_\mu + \nabla_\mu^*) + a\nabla_\mu^*\nabla_\mu, \quad (215)$$

where ∇_μ, ∇_μ^* denote the covariant forward and backward lattice derivatives, respectively. The addition of the Wilson term $a\nabla_\mu^*\nabla_\mu$, results in fermion doublers acquiring a mass proportional to the inverse lattice spacing; close to the continuum limit these extra degrees of freedom are removed from the low-energy spectrum. However, the Wilson term also results in an explicit breaking of chiral symmetry even at zero bare quark mass. Consequently, it also generates divergences proportional to the UV cutoff (inverse lattice spacing), besides the usual logarithmic ones. Therefore the chiral limit of the regularized theory is not defined simply by the vanishing of the bare quark mass but must be appropriately tuned. As a consequence quark mass renormalization requires a power subtraction on top of the standard multiplicative logarithmic renormalization. The breaking of chiral symmetry also implies that the nonrenormalization theorem has to be applied with care [565, 566], resulting in a normalization factor for the axial current which is a regular function of the bare coupling. On the other hand, vector symmetry is unaffected by the Wilson term and thus a lattice (point split) vector current is conserved and obeys the usual nonrenormalization theorem with a trivial (unity) normalization factor. Thus, compared to lattice fermion actions which preserve chiral symmetry, or a subgroup of it, the Wilson regularization typically results in more complicated renormalization patterns.

Furthermore, the leading order lattice artifacts are of order a . With the help of the Symanzik improvement programme, the leading artifacts can be cancelled in the action by adding the so-called ‘‘Clover’’ or Sheikholeslami-Wohlert (SW) term [567]. The resulting expression in the massless case reads

$$D_{sw} = D_w + \frac{ia}{4} c_{sw} \sigma_{\mu\nu} \widehat{F}_{\mu\nu}, \quad (216)$$

where $\sigma_{\mu\nu} = \frac{i}{2}[\gamma_\mu, \gamma_\nu]$, and $\widehat{F}_{\mu\nu}$ is a lattice transcription of the gluon field strength tensor $F_{\mu\nu}$. The coefficient c_{sw} can be determined perturbatively at tree-level ($c_{sw} = 1$; tree-level improvement or tlSW for short), via a mean field approach [515] (mean-field improvement or mfSW) or via a nonperturbative approach [568] (nonperturbatively improved or npSW). Hadron masses, computed using D_{sw} , with the coefficient c_{sw} determined nonperturbatively, will approach the continuum limit with a rate proportional to a^2 ; with tlSW for c_{sw} the rate is proportional to $g_0^2 a$.

Other observables require additional improvement coefficients [567]. A common example consists in the computation of the matrix element $\langle \alpha | Q | \beta \rangle$ of a composite field Q of dimension- d with external states $|\alpha\rangle$ and $|\beta\rangle$. In the simplest cases, the above bare matrix element diverges logarithmically and a single renormalization parameter Z_Q is adequate to render it finite. It then approaches the continuum limit with a rate proportional to the lattice spacing a ,

even when the lattice action contains the Clover term. In order to reduce discretization errors to $\mathcal{O}(a^2)$, the lattice definition of the composite operator Q must be modified (or “improved”), by the addition of all dimension- $(d+1)$ operators with the same lattice symmetries as Q . Each of these terms is accompanied by a coefficient which must be tuned in a way analogous to that of c_{sw} . Once these coefficients are determined nonperturbatively, the renormalized matrix element of the improved operator, computed with a npSW action, converges to the continuum limit with a rate proportional to a^2 . A tISW improvement of these coefficients and c_{sw} will result in a rate proportional to $g_0^2 a$.

It is important to stress that the improvement procedure does not affect the chiral properties of Wilson fermions; chiral symmetry remains broken.

Finally, we mention “twisted-mass QCD” as a method which was originally designed to address another problem of Wilson’s discretization: the Wilson-Dirac operator is not protected against the occurrence of unphysical zero modes, which manifest themselves as “exceptional” configurations. They occur with a certain frequency in numerical simulations with Wilson quarks and can lead to strong statistical fluctuations. The problem can be cured by introducing a so-called “chirally twisted” mass term. The most common formulation applies to a flavour doublet $\bar{\psi} = (u \ d)$ of mass degenerate quarks, with the fermionic part of the QCD action in the continuum assuming the form [309]

$$S_{\text{F}}^{\text{tm;cont}} = \int d^4x \bar{\psi}(x) (\gamma_\mu D_\mu + m + i\mu_{\text{q}} \gamma_5 \tau^3) \psi(x). \quad (217)$$

Here, μ_{q} is the twisted mass parameter, and τ^3 is a Pauli matrix in flavour space. The standard action in the continuum can be recovered via a global chiral field rotation. The physical quark mass is obtained as a function of the two mass parameters m and μ_{q} . The corresponding lattice regularization of twisted-mass QCD (tmWil) for $N_f = 2$ flavours is defined through the fermion matrix

$$D_{\text{w}} + m_0 + i\mu_{\text{q}} \gamma_5 \tau^3. \quad (218)$$

Although this formulation breaks physical parity and flavour symmetries, resulting in non-degenerate neutral and charged pions, it has a number of advantages over standard Wilson fermions. Firstly, the presence of the twisted mass parameter μ_{q} protects the discretized theory against unphysical zero modes. A second attractive feature of twisted-mass lattice QCD is the fact that, once the bare mass parameter m_0 is tuned to its “critical value” (corresponding to massless pions in the standard Wilson formulation), the leading lattice artifacts are of order a^2 without the need to add the Sheikholeslami-Wohlert term in the action, or other improving coefficients [569]. A third important advantage is that, although the problem of explicit chiral symmetry breaking remains, quantities computed with twisted fermions with a suitable tuning of the mass parameter μ_{q} , are subject to renormalization patterns which are simpler than the ones with standard Wilson fermions. Well known examples are the pseudoscalar decay constant and B_K .

Staggered Fermions

An alternative procedure to deal with the doubling problem is based on so-called “staggered” or Kogut-Susskind fermions [570–573]. Here the degeneracy is only lifted partially, from 16 down to 4. It has become customary to refer to these residual doublers as “tastes”

in order to distinguish them from physical flavours. Taste changing interactions can occur via the exchange of gluons with one or more components of momentum near the cutoff π/a . This leads to the breaking of the SU(4) vector symmetry among tastes, thereby generating order a^2 lattice artifacts.

The residual doubling of staggered quarks (four tastes per flavour) is removed by taking a fractional power of the fermion determinant [574] — the “fourth-root procedure,” or, sometimes, the “fourth root trick.” This procedure would be unproblematic if the action had full SU(4) taste symmetry, which would give a Dirac operator that was block-diagonal in taste space. However, the breaking of taste symmetry at nonzero lattice spacing leads to a variety of problems. In fact, the fourth root of the determinant is not equivalent to the determinant of any local lattice Dirac operator [575]. This in turn leads to violations of unitarity on the lattice [576–579].

According to standard renormalization group lore, the taste violations, which are associated with lattice operators of dimension greater than four, might be expected to go away in the continuum limit, resulting in the restoration of locality and unitarity. However, there is a problem with applying the standard lore to this nonstandard situation: the usual renormalization group reasoning assumes that the lattice action is local. Nevertheless, Shamir [580, 581] shows that one may apply the renormalization group to a “nearby” local theory, and thereby gives a strong argument that the desired local, unitary theory of QCD is reproduced by the rooted staggered lattice theory in the continuum limit.

A version of chiral perturbation that includes the lattice artifacts due to taste violations and rooting (“rooted staggered chiral perturbation theory”) can also be worked out [582–584] and shown to correctly describe the unitarity-violating lattice artifacts in the pion sector [577, 585]. This provides additional evidence that the desired continuum limit can be obtained. Further, it gives a practical method for removing the lattice artifacts from simulation results. Versions of rooted staggered chiral perturbation theory exist for heavy-light mesons with staggered light quarks but nonstaggered heavy quarks [586], heavy-light mesons with staggered light and heavy quarks [338, 587], staggered baryons [588], and mixed actions with a staggered sea [316, 589], as well as the pion-only version referenced above.

There is also considerable numerical evidence that the rooting procedure works as desired. This includes investigations in the Schwinger model [590–592], studies of the eigenvalues of the Dirac operator in QCD [593–596], and evidence for taste restoration in the pion spectrum as $a \rightarrow 0$ [15, 36].

Issues with the rooting procedure have led Creutz [597–603] to argue that the continuum limit of the rooted staggered theory cannot be QCD. These objections have however been answered in Refs. [12–14, 596, 604–607]. In particular, a claim that the continuum ’t Hooft vertex [608, 609] could not be properly reproduced by the rooted theory has been refuted [596, 605].

Overall, despite the lack of rigorous proof of the correctness of the rooting procedure, we think the evidence is strong enough to consider staggered QCD simulations on a par with simulations using other actions. See the following reviews for further evidence and discussion: [11–15].

Improved Staggered Fermions

An improvement program can be used to suppress taste-changing interactions, leading to “improved staggered fermions,” with the so-called “Asqtad” [610], “HISQ” [611], “Stout-

smear” [612], and “HYP” [613] actions as the most common versions. All these actions smear the gauge links in order to reduce the coupling of high-momentum gluons to the quarks, with the main goal of decreasing taste-violating interactions. In the Asqtad case, this is accomplished by replacing the gluon links in the derivatives by averages over 1-, 3-, 5-, and 7-link paths. The other actions reduce taste changing even further by smearing more. In addition to the smearing, the Asqtad and HISQ actions include a three-hop term in the action (the “Naik term” [614]) to remove order a^2 errors in the dispersion relation, as well as a “Lepage term” [615] to cancel other order a^2 artifacts introduced by the smearing. In both the Asqtad and HISQ actions, the leading taste violations are of order $\alpha_S^2 a^2$, and “generic” lattices artifacts (those associated with discretization errors other than taste violations) are of order $\alpha_S a^2$. The overall coefficients of these errors are, however, significantly smaller with HISQ than with Asqtad. With the Stout-smear and HYP actions, the errors are formally larger (order $\alpha_S a^2$ for taste violations and order a^2 for generic lattices artifacts). Nevertheless, the smearing seems to be very efficient, and the actual size of errors at accessible lattice spacings appears to be at least as small as with HISQ.

Although logically distinct from the light-quark improvement program for these actions, it is customary with the HISQ action to include an additional correction designed to reduce discretization errors for heavy quarks (in practice, usually charm quarks) [611]. The Naik term is adjusted to remove leading $(am_c)^4$ and $\alpha_S(am_c)^2$ errors, where m_c is the charm quark mass and “leading” in this context means leading in powers of the heavy-quark velocity v ($v/c \sim 1/3$ for D_s). With these improvements, the claim is that one can use the staggered action for charm quarks, although it must be emphasized that it is not obvious *a priori* how large a value of am_c may be tolerated for a given desired accuracy, and this must be studied in the simulations.

Ginsparg-Wilson fermions

Fermionic lattice actions, which do not suffer from the doubling problem whilst preserving chiral symmetry go under the name of “Ginsparg-Wilson fermions”. In the continuum the massless Dirac operator (D) anti-commutes with γ_5 . At nonzero lattice spacing a chiral symmetry can be realized if this condition is relaxed to [616–618]

$$\{D, \gamma_5\} = aD\gamma_5D, \quad (219)$$

which is now known as the Ginsparg-Wilson relation [311]. The Nielsen-Ninomiya theorem [619], which states that any lattice formulation for which D anticommutes with γ_5 necessarily has doubler fermions, is circumvented since $\{D, \gamma_5\} \neq 0$.

A lattice Dirac operator which satisfies eq. (219) can be constructed in several ways. The so-called “overlap” or Neuberger-Dirac operator [620] acts in four space-time dimensions and is, in its simplest form, defined by

$$D_N = \frac{1}{\bar{a}}(1 - \epsilon(A)), \quad \text{where} \quad \epsilon(A) \equiv A(A^\dagger A)^{-1/2}, \quad A = 1 + s - aD_w, \quad \bar{a} = \frac{a}{1+s}, \quad (220)$$

D_w is the massless Wilson-Dirac operator and $|s| < 1$ is a tunable parameter. The overlap operator D_N removes all doublers from the spectrum, and can readily be shown to satisfy the Ginsparg-Wilson relation. The occurrence of the sign function $\epsilon(A)$ in D_N renders the application of D_N in a computer program potentially very costly, since it must be implemented using, for instance, a polynomial approximation.

The most widely used approach to satisfying the Ginsparg-Wilson relation eq.(219) in large-scale numerical simulations is provided by *Domain Wall Fermions* (DWF) [621–623] and we therefore describe this in some more detail. Following early exploratory studies [624], this approach has been developed into a practical formulation of lattice QCD with good chiral and flavour symmetries leading to results which contribute significantly to this review. In this formulation, the fermion fields $\psi(x, s)$ depend on a discrete fifth coordinate $s = 1, \dots, N$ as well as the physical 4-dimensional space-time coordinates x_μ , $\mu = 1 \dots 4$ (the gluon fields do not depend on s). The lattice on which the simulations are performed, is therefore a five-dimensional one of size $L^3 \times T \times N$, where L , T and N represent the number of points in the spatial, temporal and fifth dimensions respectively. The remarkable feature of DWF is that for each flavour there exists a physical light mode corresponding to the field $q(x)$:

$$q(x) = \frac{1+\gamma^5}{2}\psi(x, 1) + \frac{1-\gamma^5}{2}\psi(x, N) \quad (221)$$

$$\bar{q}(x) = \bar{\psi}(x, N)\frac{1+\gamma^5}{2} + \bar{\psi}(x, 1)\frac{1-\gamma^5}{2}. \quad (222)$$

The left and right-handed modes of the physical field are located on opposite boundaries in the 5th dimensional space which, for $N \rightarrow \infty$, allows for independent transformations of the left and right components of the quark fields, that is for chiral transformations. Unlike Wilson fermions, where for each flavour the quark mass parameter in the action is fine-tuned requiring a subtraction of contributions of $O(1/a)$ where a is the lattice spacing, with DWF no such subtraction is necessary for the physical modes, whereas the unphysical modes have masses of $O(1/a)$ and decouple.

In actual simulations N is finite and there are small violations of chiral symmetry which must be accounted for. The theoretical framework for the study of the residual breaking of chiral symmetry has been a subject of intensive investigation (for a review and references to the original literature see e.g. [625]). The breaking requires one or more *crossings* of the fifth dimension to couple the left and right-handed modes; the more crossings that are required the smaller the effect. For many physical quantities the leading effects of chiral symmetry breaking due to finite N are parameterized by a *residual* mass, m_{res} . For example, the PCAC relation (for degenerate quarks of mass m) $\partial_\mu A_\mu(x) = 2mP(x)$, where A_μ and P represent the axial current and pseudoscalar density respectively, is satisfied with $m = m^{\text{DWF}} + m_{\text{res}}$, where m^{DWF} is the bare mass in the DWF action. The mixing of operators which transform under different representations of chiral symmetry is found to be negligibly small in current simulations. The important thing to note is that the chiral symmetry breaking effects are small and that there are techniques to mitigate their consequences.

The main price which has to be paid for the good chiral symmetry is that the simulations are performed in 5 dimensions, requiring approximately a factor of N in computing resources and resulting in practice in ensembles at fewer values of the lattice spacing and quark masses than is possible with other formulations. The current generation of DWF simulations is being performed at physical quark masses so that ensembles with good chiral and flavour symmetries are being generated and analysed [25]. For a discussion of the equivalence of DWF and overlap fermions see [626, 627].

A third example of an operator which satisfies the Ginsparg-Wilson relation is the so-called fixed-point action [628–630]. This construction proceeds via a renormalization group approach. A related formalism are the so-called “chirally improved” fermions [631].

Abbrev.	Discretization	Leading lattice artifacts	Chiral symmetry	Remarks
Wilson	Wilson	$O(a)$	broken	
tmWil	twisted-mass Wilson	$O(a^2)$ at maximal twist	broken	flavour symmetry breaking: $(M_{\text{PS}}^0)^2 - (M_{\text{PS}}^\pm)^2 \sim O(a^2)$
tISW	Sheikholeslami-Wohlert	$O(g^2 a)$	broken	tree-level impr., $c_{\text{sw}} = 1$
n-HYP tISW	Sheikholeslami-Wohlert	$O(g^2 a)$	broken	tree-level impr., $c_{\text{sw}} = 1$, n-HYP smeared gauge links
stout tISW	Sheikholeslami-Wohlert	$O(g^2 a)$	broken	tree-level impr., $c_{\text{sw}} = 1$, stout smeared gauge links
HEX tISW	Sheikholeslami-Wohlert	$O(g^2 a)$	broken	tree-level impr., $c_{\text{sw}} = 1$, HEX smeared gauge links
mfSW	Sheikholeslami-Wohlert	$O(g^2 a)$	broken	mean-field impr.
npSW	Sheikholeslami-Wohlert	$O(a^2)$	broken	nonperturbatively impr.
KS	Staggered	$O(a^2)$	$U(1) \otimes U(1)$ subgr. unbroken	rooting for $N_f < 4$
Asqtad	Staggered	$O(a^2)$	$U(1) \otimes U(1)$ subgr. unbroken	Asqtad smeared gauge links, rooting for $N_f < 4$
HISQ	Staggered	$O(a^2)$	$U(1) \otimes U(1)$ subgr. unbroken	HISQ smeared gauge links, rooting for $N_f < 4$
DW	Domain Wall	asymptotically $O(a^2)$	remnant breaking exponentially suppr.	exact chiral symmetry and $O(a)$ impr. only in the limit $L_s \rightarrow \infty$
overlap	Neuberger	$O(a^2)$	exact	

Table 40: The most widely used discretizations of the quark action and some of their properties. Note that in order to maintain the leading lattice artifacts of the action in nonspectral observables (like operator matrix elements) the corresponding nonspectral operators need to be improved as well.

Smearing

A simple modification which can help improve the action as well as the computational performance is the use of smeared gauge fields in the covariant derivatives of the fermionic action. Any smearing procedure is acceptable as long as it consists of only adding irrelevant (local) operators. Moreover, it can be combined with any discretization of the quark action. The “Asqtad” staggered quark action mentioned above [610] is an example which makes use of so-called “Asqtad” smeared (or “fat”) links. Another example is the use of n-HYP smeared [613, 632], stout smeared [633, 634] or HEX (hypercubic stout) smeared [635] gauge links in the tree-level clover improved discretization of the quark action, denoted by “n-HYP t1SW”, “stout t1SW” and “HEX t1SW” in the following.

In Table 40 we summarize the most widely used discretizations of the quark action and their main properties together with the abbreviations used in the summary tables. Note that in order to maintain the leading lattice artifacts of the actions as given in the table in nonspectral observables (like operator matrix elements) the corresponding nonspectral operators need to be improved as well.

A.1.3 Heavy-quark actions

Charm and bottom quarks are often simulated with different lattice-quark actions than up, down, and strange quarks because their masses are large relative to typical lattice spacings in current simulations; for example, $am_c \sim 0.4$ and $am_b \sim 1.3$ at $a = 0.06$ fm. Therefore, for the actions described in the previous section, using a sufficiently small lattice spacing to control generic $(am_h)^n$ discretization errors is computationally costly, and in fact prohibitive at the physical b -quark mass.

One approach for lattice heavy quarks is direct application of effective theory. In this case the lattice heavy-quark action only correctly describes phenomena in a specific kinematic regime, such as Heavy-Quark Effective Theory (HQET) [636–638] or Nonrelativistic QCD (NRQCD) [639, 640]. One can discretize the effective Lagrangian to obtain, for example, Lattice HQET [641] or Lattice NRQCD [642, 643], and then simulate the effective theory numerically. The coefficients of the operators in the lattice-HQET and lattice-NRQCD actions are free parameters that must be determined by matching to the underlying theory (QCD) through the chosen order in $1/m_h$ or v_h^2 , where m_h is the heavy-quark mass and v_h is the heavy-quark velocity in the heavy-light meson rest frame.

Another approach is to interpret a relativistic quark action such as those described in the previous section in a manner suitable for heavy quarks. One can extend the standard Symanzik improvement program, which allows one to systematically remove lattice cutoff effects by adding higher-dimension operators to the action, by allowing the coefficients of the dimension 4 and higher operators to depend explicitly upon the heavy-quark mass. Different prescriptions for tuning the parameters correspond to different implementations: those in common use are often called the Fermilab action [644], the relativistic heavy-quark action (RHQ) [645], and the Tsukuba formulation [646]. In the Fermilab approach, HQET is used to match the lattice theory to continuum QCD at the desired order in $1/m_h$.

More generally, effective theory can be used to estimate the size of cutoff errors from the various lattice heavy-quark actions. The power counting for the sizes of operators with heavy quarks depends on the typical momenta of the heavy quarks in the system. Bound-state dynamics differ considerably between heavy-heavy and heavy-light systems. In heavy-light systems, the heavy quark provides an approximately static source for the attractive binding force, like the proton in a hydrogen atom. The typical heavy-quark momentum in the bound-state rest frame is $|\vec{p}_h| \sim \Lambda_{\text{QCD}}$, and heavy-light operators scale as powers of $(\Lambda_{\text{QCD}}/m_h)^n$. This is often called “HQET power-counting”, although it applies to heavy-light operators in HQET, NRQCD, and even relativistic heavy-quark actions described below. Heavy-heavy systems are similar to positronium or the deuteron, with the typical heavy-quark momentum $|\vec{p}_h| \sim \alpha_S m_h$. Therefore motion of the heavy quarks in the bound state rest frame cannot be neglected. Heavy-heavy operators have complicated power counting rules in terms of v_h^2 [643]; this is often called “NRQCD power counting.”

Alternatively, one can simulate bottom or charm quarks with the same action as up, down, and strange quarks provided that (1) the action is sufficiently improved, and (2) the lattice spacing is sufficiently fine. These qualitative criteria do not specify precisely how large a numerical value of am_h can be allowed while obtaining a given precision for physical quantities; this must be established empirically in numerical simulations. At present, both the HISQ and twisted-mass Wilson actions discussed previously are being used to simulate charm quarks. Simulations with HISQ quarks have employed heavier quark masses than those with twisted-mass Wilson quarks because the action is more highly improved, but neither action

can be used to simulate at the physical am_b for current lattice spacings. Therefore calculations of heavy-light decay constants with these actions still rely on effective theory to reach the b -quark mass: the ETM Collaboration interpolates between twisted-mass Wilson data generated near am_c and the static point [335], while the HPQCD Collaboration extrapolates HISQ data generated below am_b up to the physical point using an HQET-inspired series expansion in $(1/m_h)^n$ [365].

Heavy-quark effective theory

HQET was introduced by Eichten and Hill in Ref. [637]. It provides the correct asymptotic description of QCD correlation functions in the static limit $m_h/|\vec{p}_h| \rightarrow \infty$. Subleading effects are described by higher dimensional operators whose coupling constants are formally of $\mathcal{O}((1/m_h)^n)$. The HQET expansion works well for heavy-light systems in which the heavy-quark momentum is small compared to the mass.

The HQET Lagrangian density at the leading (static) order in the rest frame of the heavy quark is given by

$$\mathcal{L}^{\text{stat}}(x) = \bar{\psi}_h(x) D_0 \psi_h(x) , \quad (223)$$

with

$$P_+ \psi_h = \psi_h , \quad \bar{\psi}_h P_+ = \bar{\psi}_h , \quad P_+ = \frac{1 + \gamma_0}{2} . \quad (224)$$

A bare quark mass $m_{\text{bare}}^{\text{stat}}$ has to be added to the energy levels E^{stat} computed with this Lagrangian to obtain the physical ones. For example, the mass of the B meson in the static approximation is given by

$$m_B = E^{\text{stat}} + m_{\text{bare}}^{\text{stat}} . \quad (225)$$

At tree-level $m_{\text{bare}}^{\text{stat}}$ is simply the (static approximation of the) b -quark mass, but in the quantized lattice formulation it has to further compensate a divergence linear in the inverse lattice spacing. Weak composite fields are also rewritten in terms of the static fields, e.g.

$$A_0(x)^{\text{stat}} = Z_A^{\text{stat}} (\bar{\psi}(x) \gamma_0 \gamma_5 \psi_h(x)) , \quad (226)$$

where the renormalization factor of the axial current in the static theory Z_A^{stat} is scale-dependent. Recent lattice-QCD calculations using static b quarks and dynamical light quarks [335, 405] perform the operator matching at one-loop in mean-field improved lattice perturbation theory [647, 648]. Therefore the heavy-quark discretization, truncation, and matching errors in these results are of $\mathcal{O}(a^2 \Lambda_{\text{QCD}}^2)$, $\mathcal{O}(\Lambda_{\text{QCD}}/m_h)$, and $\mathcal{O}(\alpha_s^2, \alpha_s^2 a \Lambda_{\text{QCD}})$.

In order to reduce heavy-quark truncation errors in B -meson masses and matrix elements to the few-percent level, state-of-the-art lattice-HQET computations now include corrections of $\mathcal{O}(1/m_h)$. Adding the $1/m_h$ terms, the HQET Lagrangian reads

$$\mathcal{L}^{\text{HQET}}(x) = \mathcal{L}^{\text{stat}}(x) - \omega_{\text{kin}} \mathcal{O}_{\text{kin}}(x) - \omega_{\text{spin}} \mathcal{O}_{\text{spin}}(x) , \quad (227)$$

$$\mathcal{O}_{\text{kin}}(x) = \bar{\psi}_h(x) \mathbf{D}^2 \psi_h(x) , \quad \mathcal{O}_{\text{spin}}(x) = \bar{\psi}_h(x) \boldsymbol{\sigma} \cdot \mathbf{B} \psi_h(x) . \quad (228)$$

At this order, two other parameters appear in the Lagrangian, ω_{kin} and ω_{spin} . The normalization is such that the tree-level values of the coefficients are $\omega_{\text{kin}} = \omega_{\text{spin}} = 1/(2m_h)$. Similarly the operators are formally expanded in inverse powers of the heavy-quark mass. The time

component of the axial current, relevant for the computation of mesonic decay constants is given by

$$A_0^{\text{HQET}}(x) = Z_A^{\text{HQET}} \left(A_0^{\text{stat}}(x) + \sum_{i=1}^2 c_A^{(i)} A_0^{(i)}(x) \right), \quad (229)$$

$$A_0^{(1)}(x) = \bar{\psi} \frac{1}{2} \gamma_5 \gamma_k (\nabla_k - \overleftarrow{\nabla}_k) \psi_h(x), \quad k = 1, 2, 3 \quad (230)$$

$$A_0^{(2)} = -\partial_k A_k^{\text{stat}}(x), \quad A_k^{\text{stat}} = \bar{\psi}(x) \gamma_k \gamma_5 \psi_h(x), \quad (231)$$

and depends on two additional parameters $c_A^{(1)}$ and $c_A^{(2)}$.

A framework for nonperturbative HQET on the lattice has been introduced in [641, 649]. As pointed out in Refs [650, 651], since $\alpha_s(m_h)$ decreases logarithmically with m_h , whereas corrections in the effective theory are power-like in Λ/m_h , it is possible that the leading errors in a calculation will be due to the perturbative matching of the action and the currents at a given order $(\Lambda/m_h)^l$ rather than to the missing $\mathcal{O}((\Lambda/m_h)^{l+1})$ terms. Thus, in order to keep matching errors below the uncertainty due to truncating the HQET expansion, the matching is performed nonperturbatively beyond leading order in $1/m_h$. The asymptotic convergence of HQET in the limit $m_h \rightarrow \infty$ indeed holds only in that case.

The higher dimensional interaction terms in the effective Lagrangian are treated as space-time volume insertions into static correlation functions. For correlators of some multi-local fields \mathcal{O} and up to the $1/m_h$ corrections to the operator, this means

$$\langle \mathcal{O} \rangle = \langle \mathcal{O} \rangle_{\text{stat}} + \omega_{\text{kin}} a^4 \sum_x \langle \mathcal{O} \mathcal{O}_{\text{kin}}(x) \rangle_{\text{stat}} + \omega_{\text{spin}} a^4 \sum_x \langle \mathcal{O} \mathcal{O}_{\text{spin}}(x) \rangle_{\text{stat}}, \quad (232)$$

where $\langle \mathcal{O} \rangle_{\text{stat}}$ denotes the static expectation value with $\mathcal{L}^{\text{stat}}(x) + \mathcal{L}^{\text{light}}(x)$. Nonperturbative renormalization of these correlators guarantees the existence of a well-defined continuum limit to any order in $1/m_h$. The parameters of the effective action and operators are then determined by matching a suitable number of observables calculated in HQET (to a given order in $1/m_h$) and in QCD in a small volume (typically with $L \simeq 0.5$ fm), where the full relativistic dynamics of the b -quark can be simulated and the parameters can be computed with good accuracy. In [649, 652] the Schrödinger Functional (SF) setup has been adopted to define a set of quantities, given by the small volume equivalent of decay constants, pseudoscalar-vector splittings, effective masses and ratio of correlation functions for different kinematics, that can be used to implement the matching conditions. The kinematical conditions are usually modified by changing the periodicity in space of the fermions, i.e. by directly exploiting a finite-volume effect. The new scale L , which is introduced in this way, is chosen such that higher orders in $1/m_h L$ and in Λ_{QCD}/m_h are of about the same size. At the end of the matching step the parameters are known at lattice spacings which are of the order of 0.01 fm, significantly smaller than the resolutions used for large volume, phenomenological, applications. For this reason a set of SF-step scaling functions is introduced in the effective theory to evolve the parameters to larger lattice spacings. The whole procedure yields the nonperturbative parameters with an accuracy which allows to compute phenomenological quantities with a precision of a few percent (see [369, 389] for the case of the $B_{(s)}$ decay constants). Such an accuracy can not be achieved by performing the nonperturbative matching in large volume against experimental measurements, which in addition would reduce the predictivity of the theory. For the lattice-HQET action matched nonperturbatively through $\mathcal{O}(1/m_h)$, discretization and truncation errors are of $\mathcal{O}(a\Lambda_{\text{QCD}}^2/m_h, a^2\Lambda_{\text{QCD}}^2)$ and $\mathcal{O}((\Lambda_{\text{QCD}}/m_h)^2)$.

The noise-to-signal ratio of static-light correlation functions grows exponentially in Euclidean time, $\propto e^{\mu x_0}$. The rate μ is nonuniversal but diverges as $1/a$ as one approaches the continuum limit. By changing the discretization of the covariant derivative in the static action one may achieve an exponential reduction of the noise to signal ratio. Such a strategy led to the introduction of the $S_{\text{HYP1,2}}^{\text{stat}}$ actions [653], where the thin links in D_0 are replaced by HYP-smearred links [613]. These actions are now used in all lattice applications of HQET.

Nonrelativistic QCD

Nonrelativistic QCD (NRQCD) [642, 643] is an effective theory that can be matched to full QCD order by order in the heavy-quark velocity v_h^2 (for heavy-heavy systems) or in Λ_{QCD}/m_h (for heavy-light systems) and in powers of α_s . Relativistic corrections appear as higher-dimensional operators in the Hamiltonian.

As an effective field theory, NRQCD is only useful with an ultraviolet cutoff of order m_h or less. On the lattice this means that it can be used only for $am_h > 1$, which means that $O(a^n)$ errors cannot be removed by taking $a \rightarrow 0$ at fixed m_h . Instead heavy-quark discretization errors are systematically removed by adding additional operators to the lattice Hamiltonian. Thus, while strictly speaking no continuum limit exists at fixed m_h , continuum physics can be obtained at finite lattice spacing to arbitrarily high precision provided enough terms are included, and provided that the coefficients of these terms are calculated with sufficient accuracy. Residual discretization errors can be parameterized as corrections to the coefficients in the nonrelativistic expansion, as shown in Eq. (235). Typically they are of the form $(a|\vec{p}_h|)^n$ multiplied by a function of am_h that is smooth over the limited range of heavy-quark masses (with $am_h > 1$) used in simulations, and can therefore be represented by a low-order polynomial in am_h by Taylor's theorem (see Ref. [363] for further discussion). Power-counting estimates of these effects can be compared to the observed lattice spacing dependence in simulations. Provided that these effects are small, such comparisons can be used to estimate and correct the residual discretization effects.

An important feature of the NRQCD approach is that the same action can be applied to both heavy-heavy and heavy-light systems. This allows, for instance, the bare b -quark mass to be fixed via experimental input from Υ so that simulations carried out in the B or B_s systems have no adjustable parameters left. Precision calculations of the B_s meson mass (or of the mass splitting $M_{B_s} - M_\Upsilon/2$) can then be used to test the reliability of the method before turning to quantities one is trying to predict, such as decay constants f_B and f_{B_s} , semileptonic form factors or neutral B mixing parameters.

Given the same lattice-NRQCD heavy-quark action, simulation results will not be as accurate for charm quarks as for bottom ($1/m_b < 1/m_c$, and $v_b < v_c$ in heavy-heavy systems). For charm, however, a more serious concern is the restriction that am_h must be greater than one. This limits lattice-NRQCD simulations at the physical am_c to relatively coarse lattice spacings for which light-quark and gluon discretization errors could be large. Thus recent lattice-NRQCD simulations have focused on bottom quarks because $am_b > 1$ in the range of typical lattice spacings between ≈ 0.06 and 0.15 fm.

In most simulations with NRQCD b -quarks during the past decade one has worked with an NRQCD action that includes tree-level relativistic corrections through $\mathcal{O}(v_h^4)$ and discretiza-

tion corrections through $\mathcal{O}(a^2)$,

$$S_{\text{NRQCD}} = a^4 \sum_x \left\{ \Psi_t^\dagger \Psi_t - \Psi_t^\dagger \left(1 - \frac{a\delta H}{2}\right)_t \left(1 - \frac{aH_0}{2n}\right)_t \right. \\ \left. \times U_t^\dagger(t-a) \left(1 - \frac{aH_0}{2n}\right)_{t-a} \left(1 - \frac{a\delta H}{2}\right)_{t-a} \Psi_{t-a} \right\}, \quad (233)$$

where the subscripts “ t ” and “ $t-a$ ” denote that the heavy-quark, gauge, \mathbf{E} , and \mathbf{B} -fields are on time slices t or $t-a$, respectively. H_0 is the nonrelativistic kinetic energy operator,

$$H_0 = -\frac{\Delta^{(2)}}{2m_h}, \quad (234)$$

and δH includes relativistic and finite-lattice-spacing corrections,

$$\delta H = -c_1 \frac{(\Delta^{(2)})^2}{8m_h^3} + c_2 \frac{ig}{8m_h^2} \left(\nabla \cdot \tilde{\mathbf{E}} - \tilde{\mathbf{E}} \cdot \nabla \right) \\ - c_3 \frac{g}{8m_h^2} \boldsymbol{\sigma} \cdot (\tilde{\nabla} \times \tilde{\mathbf{E}} - \tilde{\mathbf{E}} \times \tilde{\nabla}) \\ - c_4 \frac{g}{2m_h} \boldsymbol{\sigma} \cdot \tilde{\mathbf{B}} + c_5 \frac{a^2 \Delta^{(4)}}{24m_h} - c_6 \frac{a(\Delta^{(2)})^2}{16nm_h^2}. \quad (235)$$

m_h is the bare heavy-quark mass, $\Delta^{(2)}$ the lattice Laplacian, ∇ the symmetric lattice derivative and $\Delta^{(4)}$ the lattice discretization of the continuum $\sum_i D_i^4$. $\tilde{\nabla}$ is the improved symmetric lattice derivative and the $\tilde{\mathbf{E}}$ and $\tilde{\mathbf{B}}$ fields have been improved beyond the usual clover leaf construction. The stability parameter n is discussed in [643]. In most cases the c_i ’s have been set equal to their tree-level values $c_i = 1$. With this implementation of the NRQCD action, errors in heavy-light meson masses and splittings are of $\mathcal{O}(\alpha_s \Lambda_{\text{QCD}}/m_h)$, $\mathcal{O}(\alpha_s (\Lambda_{\text{QCD}}/m_h)^2)$, $\mathcal{O}((\Lambda_{\text{QCD}}/m_h)^3)$, and $\mathcal{O}(\alpha_s a^2 \Lambda_{\text{QCD}}^2)$, with coefficients that are functions of am_h . One-loop corrections to many of the coefficients in Eq. (235) have now been calculated, and are starting to be included in simulations [382, 654, 655].

Most of the operator matchings involving heavy-light currents or four-fermion operators with NRQCD b -quarks and AsqTad or HISQ light quarks have been carried out at one-loop order in lattice perturbation theory. In calculations published to date of electroweak matrix elements, heavy-light currents with massless light quarks have been matched through $\mathcal{O}(\alpha_s, \Lambda_{\text{QCD}}/m_h, \alpha_s/(am_h), \alpha_s \Lambda_{\text{QCD}}/m_h)$, and four-fermion operators through $\mathcal{O}(\alpha_s, \Lambda_{\text{QCD}}/m_h, \alpha_s/(am_h))$. NRQCD/HISQ currents with massive HISQ quarks are also of interest, e.g. for the bottom-charm currents in $B \rightarrow D^{(*)}$, $l\nu$ semileptonic decays and the relevant matching calculations have been performed at one-loop order in Ref. [656]. Taking all the above into account, the most significant systematic error in electroweak matrix elements published to date with NRQCD b -quarks is the $\mathcal{O}(\alpha_s^2)$ perturbative matching uncertainty. Work is therefore underway to use current-current correlator methods combined with very high order continuum perturbation theory to do current matchings nonperturbatively [657].

Relativistic heavy quarks

An approach for relativistic heavy-quark lattice formulations was first introduced by El-Khadra, Kronfeld, and Mackenzie in Ref. [644]. Here they showed that, for a general lattice

action with massive quarks and non-Abelian gauge fields, discretization errors can be factorized into the form $f(m_h a)(a|\vec{p}_h|)^n$, and that the function $f(m_h a)$ is bounded to be of $\mathcal{O}(1)$ or less for all values of the quark mass m_h . Therefore cutoff effects are of $\mathcal{O}(a\Lambda_{\text{QCD}})^n$ and $\mathcal{O}((a|\vec{p}_h|)^n)$, even for $am_h \gtrsim 1$, and can be controlled using a Symanzik-like procedure. As in the standard Symanzik improvement program, cutoff effects are systematically removed by introducing higher-dimension operators to the lattice action and suitably tuning their coefficients. In the relativistic heavy-quark approach, however, the operator coefficients are allowed to depend explicitly on the quark mass. By including lattice operators through dimension n and adjusting their coefficients $c_{n,i}(m_h a)$ correctly, one enforces that matrix elements in the lattice theory are equal to the analogous matrix elements in continuum QCD through $(a|\vec{p}_h|)^n$, such that residual heavy-quark discretization errors are of $\mathcal{O}(a|\vec{p}_h|)^{n+1}$.

The relativistic heavy-quark approach can be used to compute the matrix elements of states containing heavy quarks for which the heavy-quark spatial momentum $|\vec{p}_h|$ is small compared to the lattice spacing. Thus it is suitable to describe bottom and charm quarks in both heavy-light and heavy-heavy systems. Calculations of bottomonium and charmonium spectra serve as nontrivial tests of the method and its accuracy.

At fixed lattice spacing, relativistic heavy-quark formulations recover the massless limit when $(am_h) \ll 1$, recover the static limit when $(am_h) \gg 1$, and smoothly interpolate between the two; thus they can be used for any value of the quark mass, and, in particular, for both charm and bottom. Discretization errors for relativistic heavy-quark formulations are generically of the form $\alpha_s^k f(am_h)(a|\vec{p}_h|)^n$, where k reflects the order of the perturbative matching for operators of $\mathcal{O}((a|\vec{p}_h|)^n)$. For each n , such errors are removed completely if the operator matching is nonperturbative. When $(am_h) \sim 1$, this gives rise to nontrivial lattice-spacing dependence in physical quantities, and it is prudent to compare estimates based on power-counting with a direct study of scaling behaviour using a range of lattice spacings. At fixed quark mass, relativistic heavy-quark actions possess a smooth continuum limit without power-divergences. Of course, as $m_h \rightarrow \infty$ at fixed lattice spacing, the power divergences of the static limit are recovered (see, e.g. Ref. [658]).

The relativistic heavy-quark formulations in use all begin with the anisotropic Sheikholeslami-Wohlert (“clover”) action [659]:

$$S_{\text{lat}} = a^4 \sum_{x,x'} \bar{\psi}(x') \left(m_0 + \gamma_0 D_0 + \zeta \vec{\gamma} \cdot \vec{D} - \frac{a}{2} (D^0)^2 - \frac{a}{2} \zeta (\vec{D})^2 + \sum_{\mu,\nu} \frac{ia}{4} c_{\text{SW}} \sigma_{\mu\nu} F_{\mu\nu} \right)_{x'x} \psi(x), \quad (236)$$

where D_μ is the lattice covariant derivative and $F_{\mu\nu}$ is the lattice field-strength tensor. Here we show the form of the action given in Ref. [645]. The introduction of a space-time anisotropy, parameterized by ζ in Eq. (236), is convenient for heavy-quark systems because the characteristic heavy-quark four-momenta do not respect space-time axis exchange ($\vec{p}_h < m_h$ in the bound-state rest frame). Further, the Sheikholeslami-Wohlert action respects the continuum heavy-quark spin and flavour symmetries, so HQET can be used to interpret and estimate lattice discretization effects [658, 660, 661]. We discuss three different prescriptions for tuning the parameters of the action in common use below. In particular, we focus on aspects of the action and operator improvement and matching relevant for evaluating the quality of the calculations discussed in the main text.

The meson energy-momentum dispersion relation plays an important role in relativistic heavy-quark formulations:

$$E(\vec{p}) = M_1 + \frac{\vec{p}^2}{2M_2} + \mathcal{O}(\vec{p}^4), \quad (237)$$

where M_1 and M_2 are known as the rest and kinetic masses, respectively. Because the lattice breaks Lorentz invariance, there are corrections proportional to powers of the momentum. Further, the lattice rest masses and kinetic masses are not equal ($M_1 \neq M_2$), and only become equal in the continuum limit.

The Fermilab interpretation [644] is suitable for calculations of mass splittings and matrix elements of systems with heavy quarks. The Fermilab action is based on the hopping-parameter form of the Wilson action, in which κ_h parameterizes the heavy-quark mass. In practice, κ_h is tuned such that the kinetic meson mass equals the experimentally-measured heavy-strange meson mass (m_{B_s} for bottom and m_{D_s} for charm). In principle, one could also tune the anisotropy parameter such that $M_1 = M_2$. This is not necessary, however, to obtain mass splittings and matrix elements, which are not affected by M_1 [660]. Therefore in the Fermilab action the anisotropy parameter is set equal to unity. The clover coefficient in the Fermilab action is fixed to the value $c_{\text{SW}} = 1/u_0^3$ from mean-field improved lattice perturbation theory [515]. With this prescription, discretization effects are of $\mathcal{O}(\alpha_s a |\vec{p}_h|, (a |\vec{p}_h|)^2)$. Calculations of electroweak matrix elements also require improving the lattice current and four-fermion operators to the same order, and matching them to the continuum. Calculations with the Fermilab action remove tree-level $\mathcal{O}(a)$ errors in electroweak operators by rotating the heavy-quark field used in the matrix element and setting the rotation coefficient to its tadpole-improved tree-level value (see e.g. Eqs. (7.8) and (7.10) of Ref. [644]). Finally, electroweak operators are typically renormalized using a mostly nonperturbative approach in which the flavour-conserving light-light and heavy-heavy current renormalization factors Z_V^{ll} and Z_V^{hh} are computed nonperturbatively [662]. The flavour-conserving factors account for most of the heavy-light current renormalization. The remaining correction is expected to be close to unity due to the cancellation of most of the radiative corrections including tadpole graphs [658]; therefore it can be reliably computed at one-loop in mean-field improved lattice perturbation theory with truncation errors at the percent to few-percent level.

The relativistic heavy-quark (RHQ) formulation developed by Li, Lin, and Christ builds upon the Fermilab approach, but tunes all the parameters of the action in Eq. (236) nonperturbatively [645]. In practice, the three parameters $\{m_0 a, c_{\text{SW}}, \zeta\}$ are fixed to reproduce the experimentally-measured B_s meson mass and hyperfine splitting ($m_{B_s^*} - m_{B_s}$), and to make the kinetic and rest masses of the lattice B_s meson equal [384]. This is done by computing the heavy-strange meson mass, hyperfine splitting, and ratio M_1/M_2 for several sets of bare parameters $\{m_0 a, c_{\text{SW}}, \zeta\}$ and interpolating linearly to the physical B_s point. By fixing the B_s -meson hyperfine splitting, one loses a potential experimental prediction with respect to the Fermilab formulation. However, by requiring that $M_1 = M_2$, one gains the ability to use the meson rest masses, which are generally more precise than the kinetic masses, in the RHQ approach. The nonperturbative parameter-tuning procedure eliminates $\mathcal{O}(a)$ errors from the RHQ action, such that discretization errors are of $\mathcal{O}((a |\vec{p}_h|)^2)$. Calculations of B -meson decay constants and semileptonic form factors with the RHQ action are in progress [408, 433], as is the corresponding one-loop mean-field improved lattice perturbation theory [663]. For these works, cutoff effects in the electroweak vector and axial-vector currents will be removed through $\mathcal{O}(\alpha_s a)$, such that the remaining discretization errors are of $\mathcal{O}(\alpha_s^2 a |\vec{p}_h|, (a |\vec{p}_h|)^2)$. Matching the lattice operators to the continuum will be done following the mostly nonperturbative approach described above.

The Tsukuba heavy-quark action is also based on the Sheikholeslami-Wohlert action in Eq. (236), but allows for further anisotropies and hence has additional parameters: specifically the clover coefficients in the spatial (c_B) and temporal (c_E) directions differ, as do the

anisotropy coefficients of the \bar{D} and \bar{D}^2 operators [646]. In practice, the contribution to the clover coefficient in the massless limit is computed nonperturbatively [664], while the mass-dependent contributions, which differ for c_B and c_E , are calculated at one-loop in mean-field improved lattice perturbation theory [665]. The hopping parameter is fixed nonperturbatively to reproduce the experimentally-measured spin-averaged $1S$ charmonium mass [332]. One of the anisotropy parameters (r_t in Ref. [332]) is also set to its one-loop perturbative value, while the other (ν in Ref. [332]) is fixed nonperturbatively to obtain the continuum dispersion relation for the spin-averaged charmonium $1S$ states (such that $M_1 = M_2$). For the renormalization and improvement coefficients of weak current operators, the contributions in the chiral limit are obtained nonperturbatively [21, 666], while the mass-dependent contributions are estimated using one-loop lattice perturbation theory [667]. With these choices, lattice cutoff effects from the action and operators are of $\mathcal{O}(\alpha_s^2 a |\vec{p}|, (a |\vec{p}_h|)^2)$.

Light-quark actions combined with HQET

The heavy-quark formulations discussed in the previous sections use effective field theory to avoid the occurrence of discretization errors of the form $(am_h)^n$. In this section we describe methods that use improved actions that were originally designed for light-quark systems for B physics calculations. Such actions unavoidably contain discretization errors that grow as a power of the heavy-quark mass. In order to use them for heavy-quark physics, they must be improved to at least $\mathcal{O}(am_h)^2$. However, since $am_b > 1$ at the smallest lattice spacings available in current simulations, these methods also require input from HQET to guide the simulation results to the physical b -quark mass.

The ETM collaboration has developed two methods, the “ratio method” [391] and the “interpolation method” [668, 669]. They use these methods together with simulations with twisted-mass Wilson fermions, which have discretization errors of $\mathcal{O}(am_h)^2$. In the interpolation method Φ_{hs} and Φ_{hl} (or Φ_{hs}/Φ_{hl}) are calculated for a range of heavy-quark masses in the charm region and above, while roughly keeping $am_h \lesssim 0.5$. The relativistic results are combined with a separate calculation of the decay constants in the static limit, and then interpolated to the physical b quark mass. In ETM’s implementation of this method, the heavy Wilson decay constants are matched to HQET using NLO in continuum perturbation theory. The static limit result is renormalized using one-loop mean-field improved lattice perturbation theory, while for the relativistic data PCAC is used to calculate absolutely normalized matrix elements. Both, the relativistic and static limit data are then run to the common reference scale $\mu_b = 4.5 \text{ GeV}$ at NLO in continuum perturbation theory. In the ratio method, one constructs physical quantities $P(m_h)$ from the relativistic data that have a well-defined static limit ($P(m_h) \rightarrow \text{const. for } m_h \rightarrow \infty$) and evaluates them at the heavy-quark masses used in the simulations. Ratios of these quantities are then formed at a fixed ratio of heavy quark masses, $z = P(m_h)/P(m_h/\lambda)$ (where $1 < \lambda \lesssim 1.3$), which ensures that z is equal to unity in the static limit. Hence, a separate static limit calculation is not needed with this method. In ETM’s implementation of the ratio method for the B -meson decay constant, $P(m_h)$ is constructed from the decay constants and the heavy-quark pole mass as $P(m_h) = f_{hl}(m_h) \cdot (m_h^{\text{pole}})^{1/2}$. The corresponding z -ratio therefore also includes ratios of perturbative matching factors for the pole mass to $\overline{\text{MS}}$ conversion. For the interpolation to the physical b -quark mass, ratios of perturbative matching factors converting the data from QCD to HQET are also included. The QCD-to-HQET matching factors improve the approach to

the static limit by removing the leading logarithmic corrections. In ETM’s implementation of this method (ETM 11 and 12) both conversion factors are evaluated at NLO in continuum perturbation theory. The ratios are then simply fit to a polynomial in $1/m_h$ and interpolated to the physical b -quark mass. The ratios constructed from $f_{h\ell}$ (f_{hs}) are called z (z_s). In order to obtain the B meson decay constants, the ratios are combined with relativistic decay constant data evaluated at the smallest reference mass.

The HPQCD collaboration has introduced a method in Ref. [365] which we shall refer to as the “heavy HISQ” method. The first key ingredient is the use of the HISQ action for the heavy and light valence quarks, which has leading discretization errors of $\mathcal{O}(\alpha_s(v/c)(am_h)^2, (v/c)^2(am_h)^4)$. With the same action for the heavy and light valence quarks it is possible to use PCAC to avoid renormalization uncertainties. Another key ingredient is the availability of gauge ensembles over a large range of lattice spacings, in this case in the form of the library of $N_f = 2 + 1$ asqtad ensembles made public by the MILC collaboration which includes lattice spacings as small as $a \approx 0.045$ fm. Since the HISQ action is so highly improved and with lattice spacings as small as 0.045 fm, HPQCD is able to use a large range of heavy-quark masses, from below the charm region to almost up to the physical b quark mass with $am_h \lesssim 0.85$. They then fit their data in a combined continuum and HQET fit (i.e. using a fit function that is motivated by HQET) to a polynomial in $1/m_H$ (the heavy pseudo scalar meson mass of a meson containing a heavy (h) quark).

In Table 41 we list the discretizations of the quark action most widely used for heavy c and b quarks together with the abbreviations used in the summary tables. We also summarize the main properties of these actions and the leading lattice discretization errors for calculations of heavy-light meson matrix quantities with them. Note that in order to maintain the leading lattice artifacts of the actions as given in the table in nonspectral observables (like operator matrix elements) the corresponding nonspectral operators need to be improved as well.

Abbrev.	Discretization	Leading lattice artifacts and truncation errors for heavy-light mesons	Remarks
tmWil	twisted-mass Wilson	$\mathcal{O}((am_h)^2)$	PCAC relation for axial-vector current
HISQ	Staggered	$\mathcal{O}(\alpha_S(am_h)^2(v/c), (am_h)^4(v/c)^2)$	PCAC relation for axial-vector current; Ward identity for vector current
static	static effective action	$\mathcal{O}(a^2\Lambda_{\text{QCD}}^2, \Lambda_{\text{QCD}}/m_h, \alpha_s^2, \alpha_s^2 a\Lambda_{\text{QCD}})$	implementations use APE, HYP1, and HYP2 smearing
HQET	Heavy-Quark Effective Theory	$\mathcal{O}(a\Lambda_{\text{QCD}}^2/m_h, a^2\Lambda_{\text{QCD}}^2, (\Lambda_{\text{QCD}}/m_h)^2)$	Nonperturbative matching through $\mathcal{O}(1/m_h)$
NRQCD	Nonrelativistic QCD	$\mathcal{O}(\alpha_S\Lambda_{\text{QCD}}/m_h, \alpha_S(\Lambda_{\text{QCD}}/m_h)^2, (\Lambda_{\text{QCD}}/m_h)^3, \alpha_S a^2\Lambda_{\text{QCD}}^2)$	Tree-level relativistic corrections through $\mathcal{O}(v_h^4)$ and discretization corrections through $\mathcal{O}(a^2)$
Fermilab	Sheikholeslami-Wohlert	$\mathcal{O}(\alpha_s a\Lambda_{\text{QCD}}, (a\Lambda_{\text{QCD}})^2)$	Hopping parameter tuned non-perturbatively; clover coefficient computed at tree-level in mean-field improved lattice perturbation theory
Tsukuba	Sheikholeslami-Wohlert	$\mathcal{O}(\alpha_s^2 a\Lambda_{\text{QCD}}, (a\Lambda_{\text{QCD}})^2)$	NP clover coefficient at $ma = 0$ plus mass-dependent corrections calculated at one-loop in lattice perturbation theory; ν calculated NP from dispersion relation; r_s calculated at one-loop in lattice perturbation theory

Table 41: Discretizations of the quark action most widely used for heavy c and b quarks and some of their properties.

A.2 Setting the scale

In simulations of lattice QCD quantities such as hadron masses and decay constants are obtained in “lattice units” i.e. as dimensionless numbers. In order to convert them into physical units they must be expressed in terms of some experimentally known, dimensionful reference quantity Q . This procedure is called “setting the scale”. It amounts to computing the nonperturbative relation between the bare gauge coupling g_0 (which is an input parameter in any lattice simulation) and the lattice spacing a expressed in physical units. To this end one chooses a value for g_0 and computes the value of the reference quantity in a simulation: This yields the dimensionless combination, $(aQ)|_{g_0}$, at the chosen value of g_0 . The calibration of the lattice spacing is then achieved via

$$a^{-1} [\text{MeV}] = \frac{Q|_{\text{exp}} [\text{MeV}]}{(aQ)|_{g_0}}, \quad (238)$$

where $Q|_{\text{exp}}$ denotes the experimentally known value of the reference quantity. Common choices for Q are the mass of the nucleon, the Ω baryon or the decay constants of the pion and the kaon. Vector mesons, such as the ρ or K^* -meson, are unstable and therefore their masses are not very well suited for setting the scale, despite the fact that they have been used over many years for that purpose.

Another widely used quantity to set the scale is the hadronic radius r_0 , which can be determined from the force between static quarks via the relation [65]

$$F(r_0)r_0^2 = 1.65. \quad (239)$$

If the force is derived from potential models describing heavy quarkonia, the above relation determines the value of r_0 as $r_0 \approx 0.5$ fm. A variant of this procedure is obtained [472] by using the definition $F(r_1)r_1^2 = 1.00$, which yields $r_1 \approx 0.32$ fm. It is important to realize that both r_0 and r_1 are not directly accessible in experiment, so that their values derived from phenomenological potentials are necessarily model-dependent. In spite of the inherent ambiguity whenever hadronic radii are used to calibrate the lattice spacing, they are very useful quantities for performing scaling tests and continuum extrapolations of lattice data. Furthermore, they can be easily computed with good statistical accuracy in lattice simulations.

A.3 Matching and running

The lattice formulation of QCD amounts to introducing a particular regularization scheme. Thus, in order to be useful for phenomenology, hadronic matrix elements computed in lattice simulations must be related to some continuum reference scheme, such as the $\overline{\text{MS}}$ -scheme of dimensional regularization. The matching to the continuum scheme usually involves running to some reference scale using the renormalization group.

In principle, the matching factors which relate lattice matrix elements to the $\overline{\text{MS}}$ -scheme, can be computed in perturbation theory formulated in terms of the bare coupling. It has been known for a long time, though, that the perturbative expansion is not under good control. Several techniques have been developed which allow for a nonperturbative matching between lattice regularization and continuum schemes, and are briefly introduced here.

Regularization-independent Momentum Subtraction

In the *Regularization-independent Momentum Subtraction* (“RI/MOM” or “RI”) scheme [296] a nonperturbative renormalization condition is formulated in terms of Green functions involving quark states in a fixed gauge (usually Landau gauge) at nonzero virtuality. In this way one relates operators in lattice regularization nonperturbatively to the RI scheme. In a second step one matches the operator in the RI scheme to its counterpart in the $\overline{\text{MS}}$ -scheme. The advantage of this procedure is that the latter relation involves perturbation theory formulated in the continuum theory. The uncontrolled use of lattice perturbation theory can thus be avoided. A technical complication is associated with the accessible momentum scales (i.e. virtualities), which must be large enough (typically several GeV) in order for the perturbative relation to $\overline{\text{MS}}$ to be reliable. The momentum scales in simulations must stay well below the cutoff scale (i.e. 2π over the lattice spacing), since otherwise large lattice artifacts are incurred. Thus, the applicability of the RI scheme traditionally relies on the existence of a “window” of momentum scales, which satisfy

$$\Lambda_{\text{QCD}} \lesssim p \lesssim 2\pi a^{-1}. \quad (240)$$

However, solutions for mitigating this limitation, which involve continuum limit, nonperturbative running to higher scales in the RI/MOM scheme, have recently been proposed and implemented [22, 23, 314, 670].

Schrödinger functional

Another example of a nonperturbative matching procedure is provided by the Schrödinger functional (SF) scheme [87]. It is based on the formulation of QCD in a finite volume. If all quark masses are set to zero the box length remains the only scale in the theory, such that observables like the coupling constant run with the box size L . The great advantage is that the RG running of scale-dependent quantities can be computed nonperturbatively using recursive finite-size scaling techniques. It is thus possible to run nonperturbatively up to scales of, say, 100 GeV, where one is sure that the perturbative relation between the SF and $\overline{\text{MS}}$ -schemes is controlled.

Perturbation theory

The third matching procedure is based on perturbation theory in which higher order are effectively resummed [515]. Although this procedure is easier to implement, it is hard to estimate the uncertainty associated with it.

Mostly nonperturbative renormalization

Some calculations of heavy-light and heavy-heavy matrix elements adopt a mostly non-perturbative matching approach. Let us consider a weak decay process mediated by a current with quark flavours h and q , where h is the initial heavy quark (either bottom or charm) and q can be a light ($\ell = u, d$), strange, or charm quark. The matrix elements of lattice current J_{hq} are matched to the corresponding continuum matrix elements with continuum current

\mathcal{J}_{hq} by calculating the renormalization factor $Z_{J_{hq}}$. The mostly nonperturbative renormalization method takes advantage of rewriting the current renormalization factor as the following product:

$$Z_{J_{hq}} = \rho_{J_{hq}} \sqrt{Z_{V_{hh}^4} Z_{V_{qq}^4}} \quad (241)$$

The flavour-conserving renormalization factors $Z_{V_{hh}^4}$ and $Z_{V_{qq}^4}$ can be obtained nonperturbatively from standard heavy-light and light-light meson charge normalization conditions. $Z_{V_{hh}^4}$ and $Z_{V_{qq}^4}$ account for the bulk of the renormalization. The remaining correction $\rho_{J_{hq}}$ is expected to be close to unity because most of the radiative corrections, including self-energy corrections and contributions from tadpole graphs, cancel in the ratio [658, 661]. The one-loop coefficients of $\rho_{J_{hq}}$ have been calculated for heavy-light and heavy-heavy currents for Fermilab heavy and both (improved) Wilson light [658, 661] and asqtad light [671] quarks. In all cases the one-loop coefficients are found to be very small, yielding sub-percent to few percent level corrections.

In Table 42 we list the abbreviations used in the compilation of results together with a short description.

Abbrev.	Description
RI	regularization-independent momentum subtraction scheme
SF	Schrödinger functional scheme
PT1 ℓ	matching/running computed in perturbation theory at one loop
PT2 ℓ	matching/running computed in perturbation theory at two loops
mNPR	mostly nonperturbative renormalization

Table 42: The most widely used matching and running techniques.

A.4 Chiral extrapolation

As mentioned in the introduction, Symanzik’s framework can be combined with Chiral Perturbation Theory. The well-known terms occurring in the chiral effective Lagrangian are then supplemented by contributions proportional to powers of the lattice spacing a . The additional terms are constrained by the symmetries of the lattice action and therefore depend on the specific choice of the discretization. The resulting effective theory can be used to analyse the a -dependence of the various quantities of interest – provided the quark masses and the momenta considered are in the range where the truncated chiral perturbation series yields an adequate approximation. Understanding the dependence on the lattice spacing is of central importance for a controlled extrapolation to the continuum limit.

For staggered fermions, this program has first been carried out for a single staggered flavour (a single staggered field) [582] at $O(a^2)$. In the following, this effective theory is denoted by S χ PT. It was later generalized to an arbitrary number of flavours [583, 672],

and to next-to-leading order [584]. The corresponding theory is commonly called Rooted Staggered chiral perturbation theory and is denoted by RS χ PT.

For Wilson fermions, the effective theory has been developed in [244, 245, 673] and is called W χ PT, while the theory for Wilson twisted-mass fermions [272, 674, 675] is termed tmW χ PT.

Another important approach is to consider theories in which the valence and sea quark masses are chosen to be different. These theories are called *partially quenched*. The acronym for the corresponding chiral effective theory is PQ χ PT [676–679].

Finally, one can also consider theories where the fermion discretizations used for the sea and the valence quarks are different. The effective chiral theories for these “mixed action” theories are referred to as MA χ PT [246, 589, 680–684].

A.5 Summary of simulated lattice actions

In the following tables we summarize the gauge and quark actions used in the various calculations with $N_f = 2, 2 + 1$ and $2 + 1 + 1$ quark flavours. The calculations with $N_f = 0$ quark flavours mentioned in section 9 all used the Wilson gauge action and are not listed. Abbreviations are explained in section A.1.1, A.1.2 and A.1.3, and summarized in tables 39, 40 and 41.

Collab.	Ref.	N_f	gauge action	quark action
ALPHA 01A, 04, 05, 12	[59, 64, 487, 488]	2	Wilson	npSW
Aoki 94	[522]	2	Wilson	KS
Bernardoni 10	[260]	2	Wilson	npSW [†]
Bernardoni 11	[258]	2	Wilson	npSW
Brandt 13	[256]	2	Wilson	npSW
Boucaud 01B	[539]	2	Wilson	Wilson
CERN-TOV 06	[271]	2	Wilson	Wilson/npSW
CERN 08	[214]	2	Wilson	npSW
CP-PACS 01	[63]	2	Iwasaki	mfSW
Davies 94	[521]	2	Wilson	KS
Dürr 11	[61]	2	Wilson	npSW
ETM 07, 07A, 08, 09, 09A-D, 10B, 10D, 10F, 11C, 12, 13	[60, 62, 144, 145, 168, 216, 237, 240, 257, 262, 391, 504, 549, 685]	2	tlSym	tmWil
ETM 10A	[313]	2	tlSym	tmWil *
Gülpers 13	[269]	2	Wilson	npSW
Hasenfratz 08	[263]	2	tadSym	n-HYP tlSW

[†] The calculation uses overlap fermions in the valence quark sector.

* The calculation uses Osterwalder-Seiler fermions [339] in the valence quark sector.

Table 43: Summary of simulated lattice actions with $N_f = 2$ quark flavours.

Collab.	Ref.	N_f	gauge action	quark action
JLQCD 08	[319]	2	Iwasaki	overlap
JLQCD 02, 05	[70, 148]	2	Wilson	npSW
JLQCD/TWQCD 07, 08A, 10	[67, 251, 264]	2	Iwasaki	overlap
QCDSF 07	[146]	2	Wilson	npSW
QCDSF/UKQCD 04, 06, 06A, 07	[66, 68, 169, 275]	2	Wilson	npSW
RBC 04, 06, 07	[34, 147, 312]	2	DBW2	DW
UKQCD/UKQCD 07	[143]	2	Wilson	npSW
RM123 11, 13	[45, 104]	2	tlSym	tmWil
Sesam 99	[519]	2	Wilson	Wilson
Sternbeck 10, 12	[547, 548]	2	Wilson	npSW
SPQcdR 05	[69]	2	Wilson	Wilson
TWQCD 11, 11A	[184, 259]	2	Wilson	optimal DW
UKQCD 04	[143, 320]	2	Wilson	npSW
Wingate 95	[520]	2	Wilson	KS

Table 43: (cntd.) Summary of simulated lattice actions with $N_f = 2$ quark flavours.

Collab.	Ref.	N_f	gauge action	quark action
ALPHA 10A	[484]	4	Wilson	npSW
Aubin 08, 09	[162, 297]	2 + 1	tadSym	Asqtad [†]
Bazavov 12	[503]	2 + 1 + 1	tlSym	HISQ
Blum 10	[32]	2 + 1	Iwasaki	DW
BMW 10A-C, 11, 13	[22, 23, 43, 253, 300]	2 + 1	tlSym	2-level HEX tlSW
BMW 10	[160]	2 + 1	tlSym	6-level stout tlSW
CP-PACS/JLQCD 07	[80]	2 + 1	Iwasaki	npSW
ETM 10, 10E, 11, 11D, 12C, 13, 13D	[98, 157, 216, 265, 544–546]	2 + 1 + 1	Iwasaki	tmWil
FNAL/MILC 12	[414]	2 + 1	tadSym	Asqtad
FNAL/MILC 12B, 13	[328, 329]	2 + 1 + 1	tadSym	HISQ
HPQCD 05, 05A, 08A, 13A	[81, 155, 513, 514]	2 + 1	tadSym	Asqtad
HPQCD 10	[73]	2 + 1	tadSym	Asqtad *
HPQCD/UKQCD 06	[318]	2 + 1	tadSym	Asqtad
HPQCD/UKQCD 07	[164]	2 + 1	tadSym	Asqtad *
HPQCD/MILC/UKQCD 04	[82]	2 + 1	tadSym	Asqtad
JLQCD 09, 10	[250, 511]	2 + 1	Iwasaki	overlap
JLQCD 11, 12	[140, 141]	2 + 1	Iwasaki (fixed topology)	overlap
JLQCD/TWQCD 08B, 09A	[161, 255]	2 + 1	Iwasaki	overlap
JLQCD/TWQCD 10	[251]	2 + 1, 3	Iwasaki	overlap

[†] The calculation uses domain wall fermions in the valence quark sector.

* The calculation uses HISQ staggered fermions in the valence quark sector.

Table 44: Summary of simulated lattice actions with $N_f = 2 + 1$ or $N_f = 2 + 1 + 1$ quark flavours.

Collab.	Ref.	N_f	gauge action	quark action
Laiho 11	[77]	2 + 1	tadSym	Asqtad [†]
LHP 04	[274]	2 + 1	tadSym	Asqtad [†]
Maltman 08	[517]	2 + 1	tadSym	Asqtad
MILC 04, 07, 09, 09A, 10, 10A	[15, 36, 75, 82, 158, 686]	2 + 1	tadSym	Asqtad
NPLQCD 06	[165]	2 + 1	tadSym	Asqtad [†]
PACS-CS 08, 08A, 09, 09A, 10, 12	[19–21, 163, 486]	2 + 1	Iwasaki	npSW
Perez 10	[485]	4	Wilson	npSW
RBC/UKQCD 07, 08, 08A, 10, 10A-B, 11, 12, 13	[25, 78, 79, 138, 142, 252, 314, 317, 687]	2 + 1	Iwasaki, Iwasaki+DSDR	DW
Sternbeck 12	[547]	2 + 1	tlSym	npSW
SWME 10, 11, 11A, 13	[298, 299, 315, 316]	2 + 1	tadSym	Asqtad [†]
TWQCD 08	[254]	2 + 1	Iwasaki	DW

[†] The calculation uses domain wall fermions in the valence quark sector.

⁺ The calculation uses HYP smeared improved staggered fermions in the valence quark sector.

Table 44: (cntd.) Summary of simulated lattice actions with $N_f = 2 + 1$ or $N_f = 2 + 1 + 1$ quark flavours.

Collab.	Ref.	N_f	Gauge action	sea	Quark actions		
					light	valence	heavy
ALPHA 11, 12A, 13	[364, 369, 403]	2	plaquette	npSW	npSW		HQET
Atoui 13	[448]	2	tlSym	tmWil	tmWil		tmWil
ETM 09, 09D, 11B, 12A, 12B, 13B, 13C	[168, 334, 344, 391, 392, 404, 413]	2	tlSym	tmWil	tmWil		tmWil
ETM 11A	[335]	2	tlSym	tmWil	tmWil		tmWil, static
ETM 13E, 13F	[154, 398]	2+1+1	Iwasaki	tmWil	tmWil		tmWil
FNAL/MILC 04, 04A, 05, 08, 08A, 10, 11, 11A, 12, 13B	[331, 333, 350, 356, 411, 414, 443–446]	2+1	tadSym	Asqtad	Asqtad		Fermilab
FNAL/MILC 12B, 13	[328, 329]	2+1+1	tadSym	HISQ	HISQ		HISQ
HPQCD 06, 06A, 08B, 09	[85, 402, 412, 426]	2+1	tadSym	Asqtad	Asqtad		NRQCD
HPQCD 12	[401]	2+1	tadSym	Asqtad	HISQ		NRQCD
HPQCD/UKQCD 07, HPQCD 10A, 10B, 11, 11A, 12A, 13C	[94, 164, 330, 337, 341, 347, 365]	2+1	tadSym	Asqtad	HISQ		HISQ
HPQCD 13	[399]	2+1+1	tadSym	HISQ	HISQ		NRQCD
RBC/UKQCD 10C	[405]	2+1	Iwasaki	DWF	DWF		static
RBC/UKQCD 13A	[400]	2+1	Iwasaki	DWF	DWF		RHQ
PACS-CS 11	[332]	2+1	Iwasaki	npSW	npSW		Tsukuba

Table 45: Summary of lattice simulations with b and c valence quarks.

B Notes

B.1 Notes to section 3 on quark masses

Collab.	Ref.	N_f	a [fm]	Description
RBC/UKQCD 12	[25]	2+1	0.144, 0.113, 0.085	Scale set through M_Ω . Coarsest lattice uses Iwasaki+DSDR gauge action.
PACS-CS 12	[76]	1+1+1	0.09	Reweighting of PACS-CS 08 $N_f = 2 + 1$ QCD configurations with e.m. and $m_u \neq m_d$.
Laiho 11	[77]	2+1	0.15,0.09,0.06	MILC staggered ensembles [75], scale set using r_1 determined by HPQCD with Υ splittings, pseudoscalar decay constants, through r_1 [185].
PACS-CS 10	[21]	2+1	0.09	cf. PACS-CS 08
MILC 10A	[75]	2+1		cf. MILC 09, 09A
BMW 10A, 10B	[22, 23]	2+1	0.116,0.093,0.077, 0.065,0.054	Scale setting via M_π, M_K, M_Ω .
RBC/UKQCD 10A	[78]	2+1	0.114, 0.087	Scale set through M_Ω .
Blum 10	[32]	2+1	0.11	Relies on RBC/UKQCD 08 scale setting.
PACS-CS 09	[20]	2+1	0.09	Scale setting via M_Ω .
HPQCD 09A, 10	[72, 73]	2+1		
MILC 09A, 09	[15, 37]	2+1	0.045, 0.06, 0.09	Scale set through r_1 and Υ and continuum extrapolation based on $RS\chi PT$.
PACS-CS 08	[19]	2+1	0.09	Scale set through M_Ω . Non-perturbatively $O(a)$ -improved.
RBC/UKQCD 08	[79]	2+1	0.11	Scale set through M_Ω . Automatic $O(a)$ -improvement due to approximate chiral symmetry. $(\Lambda_{QCD}a)^2 \approx 4\%$ systematic error due to lattice artifacts added.
CP-PACS/JLQCD 07	[80]	2+1	0.07,0.10,0.12	Scale set through M_K or M_ϕ . Non-perturbatively $O(a)$ -improved.
HPQCD 05	[81]	2+1	0.09,0.12	Scale set through the $\Upsilon - \Upsilon'$ mass difference.
HPQCD/MILC/UKQCD 04, MILC 04	[36, 82]	2+1	0.09,0.12	Scale set through r_1 and Υ and continuum extrapolation based on $RS\chi PT$.

Table 46: Continuum extrapolations/estimation of lattice artifacts in determinations of m_{ud} , m_s and, in some cases m_u and m_d , with $N_f = 2 + 1$ quark flavours.

Collab.	Ref.	N_f	a [fm]	Description
RM123 13	[45]	2	0.098, 0.085, 0.067, 0.054	cf. ETM 10B
ALPHA 12	[59]	2	0.076, 0.066, 0.049	Scale set through F_K .
RM123 11	[104]	2	0.098, 0.085, 0.067, 0.054	cf. ETM 10B
Dürr 11	[61]	2	0.076, 0.072, 0.060	Scale for light quark masses set through m_c .
ETM 10B	[60]	2	0.098, 0.085, 0.067, 0.054	Scale set through F_π .
JLQCD/TWQCD 08A	[67]	2	0.12	Scale set through r_0 .
RBC 07	[34]	2	0.12	Scale set through M_ρ .
ETM 07	[62]	2	0.09	Scale set through F_π .
QCDSF/UKQCD 06	[68]	2	0.065–0.09	Scale set through r_0 .
SPQcdR 05	[69]	2	0.06,0.08	Scale set through M_{K^*} .
ALPHA 05	[64]	2	0.07-0.12	Scale set through r_0 .
QCDSF/UKQCD 04	[66]	2	0.07-0.12	Scale set through r_0 .
JLQCD 02	[70]	2	0.09	Scale set through M_ρ .
CP-PACS 01	[63]	2	0.11,0.16,0.22	Scale set through M_ρ .

Table 47: Continuum extrapolations/estimation of lattice artifacts in determinations of m_{ud} , m_s and, in some cases m_u and m_d , with $N_f = 2$ quark flavours.

Collab.	Ref.	N_f	$M_{\pi,\min}$ [MeV]	Description
RBC/UKQCD 12	[25]	2+1	170	Combined fit to Iwasaki and Iwasaki+DSDR gauge action ensembles.
PACS-CS 12	[76]	1+1+1		cf. PACS-CS 08
Laiho 11	[77]	2+1	210 (val.) 280 (sea-RMS)	NLO SU(3), mixed-action χ PT [589], with N ² LO-N ⁴ LO analytic terms.
PACS-CS 10	[21]	2+1		cf. PACS-CS 08
MILC 10A	[75]	2+1		NLO SU(2) S χ PT. Cf. also MILC 09A,09.
BMW 10A, 10B	[22, 23]	2+1	135	Interpolation to the physical point.
RBC/UKQCD 10A	[78]	2+1	290	
Blum 10	[32, 79]	2+1	242 (valence), 330 (sea)	Extrapolation done on the basis of PQ χ PT formulae with virtual photons.
PACS-CS 09	[20]	2+1	135	Physical point reached by reweighting technique, no chiral extrapolation needed.
HPQCD 09A, 10	[72, 73]	2+1		
MILC 09A, 09	[15, 37]	2+1	177, 240	NLO SU(3) RS χ PT, continuum χ PT at NNLO and NNNLO and NNNNLO analytic terms. The lightest Nambu-Goldstone mass is 177 MeV (09A) and 224 MeV (09) (at $a = 0.09$ fm) and the lightest RMS mass is 258MeV (at $a = 0.06$ fm).
PACS-CS 08	[19]	2+1	156	NLO SU(2) χ PT and SU(3) (Wilson) χ PT.
RBC/UKQCD 08	[79]	2+1	242 (valence), 330 (sea)	SU(3) PQ χ PT and heavy kaon NLO SU(2) PQ χ PT fits.
CP-PACS/JLQCD 07	[80]	2+1	620	NLO Wilson χ PT fits to meson masses.
HPQCD 05	[81]	2+1	240	PQ RS χ PT fits.
HPQCD/MILC/UKQCD 04, MILC 04	[36, 82]	2+1	240	PQ RS χ PT fits.

Table 48: Chiral extrapolation/minimum pion mass in determinations of m_{ud} , m_s and, in some cases m_u and m_d , with $N_f = 2 + 1$ quark flavours.

Collab.	Ref.	N_f	$M_{\pi,\min}$ [MeV]	Description
RM123 13	[45]	2	270	Fits based on NLO χ PT and Symanzik expansion up to $O(a^2)$. $O(\alpha)$ e.m. effects included.
ALPHA 12	[59]	2	270	NLO SU(2) and SU(3) χ PT and $O(a^2)$ on LO LEC.
RM123 11	[104]	2	270	Fits based on NLO χ PT and Symanzik expansion up to $O(a^2)$.
Dürr 11	[61]	2	285	m_c/m_s determined by quadratic or cubic extrapolation in M_π .
ETM 10B	[60]	2	270	Fits based on NLO χ PT and Symanzik expansion up to $O(a^2)$.
JLQCD/TWQCD 08A	[67]	2	290	NLO χ PT fits.
RBC 07	[34]	2	440	NLO fit including $O(\alpha)$ effects.
ETM 07	[62]	2	300	Polynomial and PQ χ PT fits.
QCDSF/UKQCD 06	[68]	2	520 (valence), 620 (sea)	NLO (PQ) χ PT fits.
SPQcdR 05	[69]	2	600	Polynomial fit.
ALPHA 05	[64]	2	560	LO χ PT fit.
QCDSF/UKQCD 04	[66]	2	520 (valence), 620 (sea)	NLO (PQ) χ PT fits.
JLQCD 02	[70]	2	560	Polynomial and χ PT fits.
CP-PACS 01	[63]	2	430	Polynomial fits.

Table 49: Chiral extrapolation/minimum pion mass in determinations of m_{ud} , m_s and, in some cases m_u and m_d , with $N_f = 2$ quark flavours.

Collab.	Ref.	N_f	L [fm]	$M_{\pi, \min} L$	Description
RBC/UKQCD 12	[25]	2+1	2.7, 4.6	$\gtrsim 4.0$	Uses FV chiral perturbation theory to estimate the error.
PACS-CS 12	[76]	1+1+1			cf. PACS-CS 08
Laiho 11	[77]	2+1	2.5, 2.9, 3.0, 3.6, 3.8, 4.8	4.1 (val.) 4.1 (sea)	Data corrected using NLO SU(3) χ PT finite-V formulae.
PACS-CS 10	[21]	2+1			cf. PACS-CS 08
MILC 10A	[75]	2+1			cf. MILC 09A,09
BMW 10A, 10B	[22, 23]	2+1	$\gtrsim 5.0$	$\gtrsim 4.0$	FS corrections below 5 per mil on the largest lattices.
RBC/UKQCD 10A	[78]	2+1	2.7	$\gtrsim 4.0$	
Blum 10	[32]	2+1	1.8, 2.7	—	Simulations done with quenched photons; large finite volume effects analytically corrected for, but not related to $M_{\pi} L$.
PACS-CS 09	[20]	2+1	2.9	2.0	Only one volume.
HPQCD 09A, 10	[72, 73]	2+1			
MILC 09A, 09	[15, 37]	2+1	2.5, 2.9, 3.4, 3.6, 3.8, 5.8	4.1, 3.8	
PACS-CS 08	[19]	2+1	2.9	2.3	Correction for FSE from χ PT using [688].
RBC/UKQCD 08	[79]	2+1	1.8, 2.7	4.6	Various volumes for comparison and correction for FSE from χ PT [188, 189, 688].
CP-PACS/JLQCD 07	[80]	2+1	2.0	6.0	Estimate based on the comparison to a $L = 1.6$ fm volume assuming powerlike dependence on L .
HPQCD 05	[81]	2+1	2.4, 2.9	3.5	
HPQCD/MILC/UKQCD 04, MILC 04	[36, 82]	2+1	2.4, 2.9	3.5	NLO S χ PT.

Table 50: Finite volume effects in determinations of m_{ud} , m_s and, in some cases m_u and m_d , with $N_f = 2 + 1$ quark flavours.

Collab.	Ref.	N_f	L [fm]	$M_{\pi, \min} L$	Description
RM123 13	[45]	2	$\gtrsim 2.0$	3.5	One volume $L = 1.7$ fm at $m_{\pi} = 495, a = 0.054$ fm.
ALPHA 12	[59]	2	2.1–3.2	4.2	Roughly 2 distinct volumes; no analysis of FV effects.
RM123 11	[104]	2	$\gtrsim 2.0$	3.5	One volume $L = 1.7$ fm at $m_{\pi} = 495, a = 0.054$ fm.
Dürr 11	[61]	2	1.22–2.30	2.8	A number of volumes in determination of m_c/m_s , but all but one have $L < 2$ fm.
ETM 10B	[60]	2	$\gtrsim 2.0$	3.5	One volume $L = 1.7$ fm at $m_{\pi} = 495, a = 0.054$ fm.
JLQCD/TWQCD 08A	[67]	2	1.9	2.8	Corrections for FSE based on NLO χ PT.
RBC 07	[34]	2	1.9	4.3	Estimate of FSE based on a model.
ETM 07	[62]	2	2.1	3.2	NLO PQ χ PT
QCDSF/UKQCD 06	[68]	2	1.4–1.9	4.7	
SPQcdR 05	[69]	2	1.0–1.5	4.3	Comparison between 1.0 and 1.5 fm.
ALPHA 05	[64]	2	2.6	7.4	
QCDSF/UKQCD 04	[66]	2	1.7–2.0	4.7	
JLQCD 02	[70]	2	1.8	5.1	Numerical study with three volumes.
CP-PACS 01	[63]	2	2.0–2.6	5.7	

Table 51: Finite volume effects in determinations of m_{ud} , m_s and, in some cases m_u and m_d , with $N_f = 2$ quark flavours.

Collab.	Ref.	N_f	Description
RBC/UKQCD 12	[25]	2+1	Non-perturbative renormalization (RI/SMOM).
PACS-CS 12	[76]	1+1+1	cf. PACS-CS 10
Laiho 11	[77]	2+1	Z_A from AWI and Z_A/Z_S-1 from 1-loop, tadpole-improved, perturbation theory.
PACS-CS 10	[21]	2+1	Non-perturbative renormalization and running; Schrödinger functional method.
MILC 10A	[75]	2+1	cf. MILC 09A,09
BMW 10A, 10B	[22, 23]	2+1	Non-perturbative renormalization (tree-level improved RI-MOM), non-perturbative running.
RBC/UKQCD 10A	[78]	2+1	Non-perturbative renormalization (RI/SMOM).
Blum 10	[32]	2+1	Relies on non-perturbative renormalization factors calculated by RBC/UKQCD 08; no QED renormalization.
PACS-CS 09	[20]	2+1	Non-perturbative renormalization; Schrödinger functional method.
HPQCD 09A, 10	[72, 73]	2+1	Lattice calculation of m_s/m_c : m_s derived from a perturbative determination of m_c .
MILC 09A, 09	[15, 37]	2+1	2-loop perturbative renormalization.
PACS-CS 08	[19]	2+1	1-loop perturbative renormalization.
RBC/UKQCD 08	[79]	2+1	Non-perturbative renormalization, 3-loop perturbative matching.
CP-PACS/JLQCD 07	[80]	2+1	1-loop perturbative renormalization, tadpole improved.
HPQCD 05	[81]	2+1	2-loop perturbative renormalization.
HPQCD/MILC/UKQCD 04, MILC 04	[36, 82]	2+1	1-loop perturbative renormalization.

Table 52: Renormalization in determinations of m_{ud} , m_s and, in some cases m_u and m_d , with $N_f = 2 + 1$ quark flavours.

Collab.	Ref.	N_f	Description
RM123 13	[45]	2	Non-perturbative renormalization.
ALPHA 12	[59]	2	Non-perturbative renormalization.
RM123 11	[104]	2	Non-perturbative renormalization.
Dürr 11	[61]	2	Lattice calculation of m_s/m_c : m_s derived from a perturbative determination of m_c .
ETM 10B	[60]	2	Non-perturbative renormalization.
JLQCD/TWQCD 08A	[67]	2	Non-perturbative renormalization.
RBC 07	[34]	2	Non-perturbative renormalization.
ETM 07	[62]	2	Non-perturbative renormalization.
QCDSF/UKQCD 06	[68]	2	Non-perturbative renormalization.
SPQcdR 05	[69]	2	Non-perturbative renormalization.
ALPHA 05	[64]	2	Non-perturbative renormalization.
QCDSF/UKQCD 04	[66]	2	Non-perturbative renormalization.
JLQCD 02	[70]	2	1-loop perturbative renormalization.
CP-PACS 01	[63]	2	1-loop perturbative renormalization.

Table 53: Renormalization in determinations of m_{ud} , m_s and, in some cases m_u and m_d , with $N_f = 2$ quark flavours.

B.2 Notes to section 4 on $|V_{ud}|$ and $|V_{us}|$

Collab.	Ref.	N_f	a [fm]	Description
FNAL/MILC 13C	[137]	2+1+1	0.09, 0.12, 0.15	Relative scale through r_1 , physical scale from f_π calculated by MILC 09A at $N_f = 2 + 1$.
FNAL/MILC 12	[139]	2+1	0.09, 0.12	Relative scale r_1 , physical scale determined from a mixture of f_π , f_K , radial excitation of Υ and $m_{D_s} - \frac{1}{2}m_{\eta_c}$.
RBC/UKQCD 13	[138]	2+1	0.09, 0.11, 0.14	Scale set through Ω mass.
JLQCD 12	[140]	2+1	0.112	Scale set through Ω mass.
JLQCD 11	[141]	2+1	0.112	Scale set through Ω mass.
RBC/UKQCD 07,10	[142, 143]	2+1	0.114(2)	Scale fixed through Ω baryon mass. Add $(\Lambda_{\text{QCD}} a)^2 \approx 4\%$ systematic error for lattice artifacts. Fifth dimension with extension $L_s = 16$, therefore small residual chiral symmetry breaking and approximate $O(a)$ -improvement.
ETM 10D	[144]	2	0.05, 0.07, 0.09, 0.10	Scale set through F_π . Automatic $O(a)$ impr., flavour symmetry breaking: $(M_{PS}^0)^2 - (M_{PS}^\pm)^2 \sim O(a^2)$.
ETM 09A	[145]	2	0.07, 0.09, 0.10	Scale set through F_π . Automatic $O(a)$ impr., flavour symmetry breaking: $(M_{PS}^0)^2 - (M_{PS}^\pm)^2 \sim O(a^2)$. Three lattice spacings only for pion mass 470 MeV.
QCDSF 07	[146]	2	0.075	Scale set with r_0 . Non-perturbatively $O(a)$ -improved Wilson fermions, not clear whether currents improved.
RBC 06	[147]	2	0.12	Scale set through M_ρ . Automatic $O(a)$ -improvement due to approximate chiral symmetry of the action.
JLQCD 05	[148]	2	0.0887	Scale set through M_ρ . Non-perturbatively $O(a)$ -improved Wilson fermions.

Table 54: Continuum extrapolations/estimation of lattice artifacts in determinations of $f_+(0)$.

Collab.	Ref.	N_f	$M_{\pi,\min}$ [MeV]	Description
FNAL/MILC 13C	[137]	2+1+1	173 _{RMS} (128 _{$\pi,5$})	NLO SU(3) PQ staggered χ PT with continuum χ PT at NNLO. Lightest Nambu-Goldstone mass is 128 MeV and lightest RMS mass is 173 MeV for the same gauge ensemble with $a \simeq 0.09$ fm.
FNAL/MILC 12	[139]	2+1	378 _{RMS} (263 _{$\pi,5$})	NLO SU(3) PQ staggered χ PT with either phenomenological NNLO ansatz or NNLO χ PT. Lightest Nambu-Goldstone mass is 263 MeV with $a = 0.12$ fm and lightest RMS mass is 378 MeV with $a = 0.09$ fm.
RBC/UKQCD 13	[138]	2+1	170	NLO SU(3) χ PT with phenomenological ansatz for higher orders.
JLQCD 12	[140]	2+1	290	NLO SU(3) χ PT with phenomenological ansatz for higher orders.
JLQCD 11	[141]	2+1	290	NLO SU(3) χ PT with phenomenological ansatz for higher orders.
RBC/UKQCD 07,10	[142, 143]	2+1	330	NLO SU(3) χ PT with phenomenological ansatz for higher orders.
ETM 10D	[144]	2	210 _{π^0} (260 _{π^\pm})	NLO heavy kaon SU(2) χ PT and NLO SU(3) χ PT and phenomenological ansatz for higher orders. Average of $f_+(0)$ -fit and joint $f_+(0)$ - f_K/f_π -fit.
ETM 09A	[145]	2	210 _{π^0} (260 _{π^\pm})	NLO heavy kaon SU(2) χ PT and NLO SU(3) χ PT and phenomenological ansatz for higher orders.
QCDSF 07	[146]	2	591	Only one value for the pion mass.
RBC 06	[147]	2	490	NLO SU(3) χ PT and phenomenological ansatz for higher orders.
JLQCD 05	[148]	2	550	NLO SU(3) χ PT and phenomenological ansatz for higher orders.

Table 55: Chiral extrapolation/minimum pion mass in determinations of $f_+(0)$. The subscripts RMS and $\pi, 5$ in the case of staggered fermions indicate the root-mean-square mass and the Nambu-Goldstone boson mass, respectively. In the case of twisted-mass fermions π^0 and π^\pm indicate the neutral and charged pion mass where applicable.

Collab.	Ref.	N_f	L [fm]	$M_{\pi, \min L}$	Description
FNAL/MILC 13C	[137]	2+1+1	2.9–5.8	$4.9_{\text{RMS}}(3.6_{\pi,5})$	The values correspond to $M_{\pi, \text{RMS}} = 173$ MeV and $M_{\pi,5} = 128$ MeV, respectively.
FNAL/MILC 12	[139]	2+1	2.4–3.4	$6.2_{\text{RMS}}(3.8_{\pi,5})$	The values correspond to $M_{\pi, \text{RMS}} = 378$ MeV and $M_{\pi,5} = 263$ MeV, respectively.
RBC/UKQCD 13	[138]	2+1	2.7, 4.6	3.9	
JLQCD 12	[140]	2+1	1.8, 2.7	4.1	
JLQCD 11	[141]	2+1	1.8, 2.7	4.1	
RBC/UKQCD 07,10	[142, 143]	2+1	1.8, 2.7	4.7	Two volumes for all but the lightest pion mass.
ETM 10D	[144]	2	2.1–2.8	$3.0_{\pi^0}(3.7_{\pi^\pm})$	
ETM 09A	[145]	2	2.1, 2.8	$3.0_{\pi^0}(3.7_{\pi^\pm})$	Two volumes at $M_\pi = 300$ MeV and χ PT-motivated estimate of the error due to FSE.
QCDSF 07	[146]	2	1.9	5.4	
RBC 06	[147]	2	1.9	4.7	
JLQCD 05	[148]	2	1.8	4.9	

Table 56: Finite volume effects in determinations of $f_+(0)$. The subscripts RMS and $\pi, 5$ in the case of staggered fermions indicate the root-mean-square mass and the Nambu-Goldstone boson mass, respectively. In the case of twisted-mass fermions π^0 and π^\pm indicate the neutral and charged pion mass where applicable.

Collab.	Ref.	N_f	a [fm]	Description
HPQCD 13A	[155]	2+1+1	0.09, 0.12, 0.15	Relative scale through Wilson flow and absolute scale through f_π .
MILC 13A	[156]	2+1+1	0.06, 0.09, 0.12, 0.15	Absolute scale through f_π .
ETM 13F	[154]	2+1+1	0.062, 0.082, 0.089	Scale set through f_π . Automatic $O(a)$ improvement, flavour symmetry breaking: $(M_{PS}^0)^2 - (M_{PS}^\pm)^2 \sim O(a^2)$. Discretization and volume effects due to the $\pi^0 - \pi^\pm$ mass splitting are taken into account through χ PT for twisted-mass fermions.
ETM 10E	[157]	2+1+1	0.061, 0.078	Scale set through f_π/m_π . Two lattice spacings but a -dependence ignored in all fits. Finer lattice spacing from [265].
MILC 11	[24]	2+1+1	0.12, 0.09	Relative scale through $f_{PS}/m_{PS} = \text{fixed}$, absolute scale through f_π .
RBC/UKQCD 12	[25]	2+1	0.09, 0.11, 0.14	Scale set through m_Ω .
LAIHO 11	[77]	2+1	0.125, 0.09, 0.06	Scale set through r_1 and Υ and continuum extrapolation based on $\text{MA}\chi\text{PT}$.
JLQCD/TWQCD 10	[159]	2+1	0.112	Scale set through M_Ω .
RBC/UKQCD 10A	[78]	2+1	0.114, 0.087	Scale set through M_Ω .
MILC 10	[158]	2+1	0.09, 0.06, 0.045	3 lattice spacings, continuum extrapolation by means of $\text{RS}\chi\text{PT}$.
BMW 10	[160]	2+1	0.07, 0.08, 0.12	Scale set through $M_{\Omega,\Xi}$. Perturbative $O(a)$ -improvement.
JLQCD/TWQCD 09A	[67]	2+1	0.1184(3)(21)	Scale set through F_π . Automatic $O(a)$ -improvement due to chiral symmetry of action.
PACS-CS 09	[20]	2+1	0.0900(4)	Scale set through M_Ω .
MILC 09A	[37]	2+1	0.045, 0.06, 0.09	Scale set through r_1 and Υ and continuum extrapolation based on $\text{RS}\chi\text{PT}$.
MILC 09	[15]	2+1	0.045, 0.06, 0.09, 0.12	Scale set through r_1 and Υ and continuum extrapolation based on $\text{RS}\chi\text{PT}$.
Aubin 08	[162]	2+1	0.09, 0.12	Scale set through r_1 and Υ and continuum extrapolation based on $\text{MA}\chi\text{PT}$.
PACS-CS 08, 08A	[19, 163]	2+1	0.0907(13)	Scale set through M_Ω . Non-perturbatively $O(a)$ -improved.
HPQCD/UKQCD 07	[164]	2+1	0.09, 0.12, 0.15	Scale set through r_1 and Υ and continuum extrapolation on continuum- χ PT motivated ansatz. Taste breaking of sea quarks ignored.
RBC/UKQCD 08	[79]	2+1	0.114(2)	Scale set through M_Ω . Automatic $O(a)$ -improvement due to approximate chiral symmetry. $(\Lambda_{\text{QCD}}a)^2 \approx 4\%$ systematic error due to lattice artifacts added.
NPLQCD 06	[165]	2+1	0.125	Scale set through r_0 and F_π . Taste breaking of sea quarks ignored.

Table 57: Continuum extrapolations/estimation of lattice artifacts in determinations of f_K/f_π for $N_f = 2 + 1$ and $N_f = 2 + 1 + 1$ simulations.

Collab.	Ref.	N_f	a [fm]	Description
ALPHA 13	[166]	2	0.05, 0.065, 0.075	Scale set through F_π . $O(a)$ -improved Wilson action.
BGR 11	[167]	2	0.135	Scale set through $r_0 = 0.48$ fm. Chirally improved Dirac operator.
ETM 10D	[144]	2	0.05, 0.07, 0.09, 0.10	Scale set through F_π . Automatic $O(a)$ impr., flavour symmetry breaking: $(M_{PS}^0)^2 - (M_{PS}^\pm)^2 \sim O(a^2)$.
ETM 09	[168]	2	0.07, 0.09, 0.10	Scale set through F_π . Automatic $O(a)$ impr., flavour symmetry breaking: $(M_{PS}^0)^2 - (M_{PS}^\pm)^2 \sim O(a^2)$.
QCDSF/UKQCD 07	[169]	2	0.06, 0.07	Scale set through F_π . Non-perturbative $O(a)$ -improvement.

Table 58: Continuum extrapolations/estimation of lattice artifacts in determinations of $f_K/f\pi$ for $N_f = 2$ simulations.

Collab.	Ref.	N_f	$M_{\pi,\min}$ [MeV]	Description
HPQCD 13A	[155]	2+1+1	173 _{RMS} (128 _{$\pi,5$})	NLO χ PT supplemented by model for NNLO. Both the lightest RMS and the lightest Nambu-Goldstone mass are from the $a = 0.09$ fm ensemble.
MILC 13A	[156]	2+1+1	143 _{RMS} (128 _{$\pi,5$})	Linear interpolation to physical point. The lightest RMS mass is from the $a = 0.06$ fm ensemble and the lightest Nambu-Goldstone mass is from the $a = 0.09$ fm ensemble.
ETM 13F	[154]	2+1+1	155 _{π^0} (220 _{π^\pm})	Chiral extrapolation performed through SU(2) χ PT or polynomial fit.
ETM 10E	[157]	2+1+1	215 _{π^0} (265 _{π^\pm})	
MILC 11	[24]	2+1+1	173 _{RMS} (128 _{$\pi,5$})	Quoted result from polynomial interpolation to the physical point. The lightest RMS mass is from the $a = 0.06$ fm ensemble and lightest the Nambu-Goldstone mass is from the $a = 0.09$ fm ensemble.

Table 59: Chiral extrapolation/minimum pion mass in determinations of $f_K/f\pi$ for $N_f = 2 + 1 + 1$ simulations. The subscripts RMS and $\pi, 5$ in the case of staggered fermions indicate the root-mean-square mass and the Nambu-Goldstone boson mass. In the case of twisted-mass fermions π^0 and π^\pm indicate the neutral and charged pion mass and, where applicable, “val” and “sea” indicate valence and sea pion masses.

Collab.	Ref.	N_f	$M_{\pi,\min}$ [MeV]	Description
RBC/UKQCD 12	[25]	2+1	171 _{sea} , 143 _{val}	NLO PQ SU(2) χ PT as well as analytic ansätze.
LAIHO 11	[77]	2+1	250 _{RMS} (220 _{$\pi,5$})	NLO MA χ PT
JLQCD/TWQCD 10	[159]	2+1	290	NNLO χ PT
RBC/UKQCD 10A	[78]	2+1	290	Results are based on heavy kaon NLO SU(2) PQ χ PT.
MILC 10	[158]	2+1	258 _{RMS} (177 _{$\pi,5$})	Lightest Nambu-Goldstone mass is 177 MeV (at 0.09 fm) and lightest RMS mass is 258 MeV (at 0.06 fm). NLO rS χ PT and NNLO χ PT.
BMW 10	[160]	2+1	190	Comparison of various fit-ansätze: SU(3) χ PT, heavy kaon SU(2) χ PT, polynomial.
JLQCD/TWQCD 09A	[67]	2+1	290	NNLO SU(3) χ PT.
PACS-CS 09	[20]	2+1	156	NNLO χ PT
MILC 09A	[37]	2+1	258 _{RMS} (177 _{$\pi,5$})	NLO SU(3) RS χ PT, continuum χ PT at NNLO and up to NNNLO analytic terms. Heavy kaon SU(2) RS χ PT with NNLO continuum chiral logs on a sub-set of the lattices. The lightest Nambu-Goldstone mass is 177 MeV (at $a = 0.09$ fm) and the lightest RMS mass is 258 MeV (at $a = 0.06$ fm).
MILC 09	[15]	2+1	258 _{RMS} (224 _{$\pi,5$})	NLO SU(3) RS χ PT with continuum χ PT NNLO and NNNLO analytic terms added. According to [37] the lightest sea Nambu-Goldstone mass is 224 MeV and the lightest RMS mass is 258 MeV (at $a = 0.06$ fm).
Aubin 08	[162]	2+1	329 _{RMS} (246 _{$\pi,5$})	NLO MA χ PT. According to [37] the lightest sea Nambu-Goldstone mass is 246 MeV (at $a = 0.09$ fm) and the lightest RMS mass is 329 MeV (at $a = 0.09$ fm).
PACS-CS 08, 08A	[19, 163]	2+1	156	NLO SU(2) χ PT and SU(3) (Wilson) χ PT.
HPCD/UKQCD 07	[164]	2+1	375 _{RMS} (263 _{$\pi,5$})	NLO SU(3) chiral perturbation theory with NNLO and NNNLO analytic terms. The lightest RMS mass is from the $a = 0.09$ fm ensemble and the lightest Nambu-Goldstone mass is from the $a = 0.12$ fm ensemble.
RBC/UKQCD 08	[79]	2+1	330 _{sea} , 242 _{val}	While SU(3) PQ χ PT fits were studied, final results are based on heavy kaon NLO SU(2) PQ χ PT.
NPLQCD 06	[165]	2+1	300	NLO SU(3) χ PT and some NNLO terms. The sea RMS mass for the employed lattices is heavier.

Table 60: Chiral extrapolation/minimum pion mass in determinations of f_K/f_π for $N_f = 2+1$ simulations. The subscripts RMS and $\pi,5$ in the case of staggered fermions indicate the root-mean-square mass and the Nambu-Goldstone boson mass. In the case of twisted-mass fermions π^0 and π^\pm indicate the neutral and charged pion mass and where applicable, “val” and “sea” indicate valence and sea pion masses.

Collab.	Ref.	N_f	$M_{\pi,\min}$ [MeV]	Description
ALPHA 13	[166]	2	190	NLO SU(3) χ PT and phenomenological ansatz for higher orders.
BGR 11	[167]	2	250	NLO SU(2) χ PT. Strange quark mass fixed by reproducing the Ω mass.
ETM 10D	[144]	2	210_{π^0} (260_{π^\pm})	NLO SU(3) χ PT and phenomenological ansatz for higher orders. Joint $f_+(0)$ - f_K/f_π -fit.
ETM 09	[168]	2	210_{π^0} (260_{pi^\pm})	NLO heavy meson SU(2) χ PT and NLO SU(3) χ PT.
QCDSF/UKQCD 07	[169]	2	300	Linear extrapolation of lattice data.

Table 61: Chiral extrapolation/minimum pion mass in determinations of f_K/f_π for $N_f = 2$ simulations. The subscripts RMS and $\pi, 5$ in the case of staggered fermions indicate the root-mean-square mass and the Nambu-Goldstone boson mass. In the case of twisted-mass fermions π^0 and π^\pm indicate the neutral and charged pion mass and where applicable, “val” and “sea” indicate valence and sea pion masses.

Collab.	Ref.	N_f	L [fm]	$M_{\pi, \min} L$	Description
HPQCD 13A	[155]	2+1+1	2.5-5.8	$4.9_{\text{RMS}}(3.7_{\pi,5})$	
MILC 13A	[156]	2+1+1	2.8-5.8	$3.9_{\text{RMS}}(3.7_{\pi,5})$	
ETM 13F	[154]	2+1+1	2.0 - 3.0	$1.7_{\pi^0}(3.3_{\pi^\pm})$	FSE for the pion is corrected through resummed NNLO χ PT for twisted-mass fermions, which takes into account the effects due to the $\pi^0 - \pi^\pm$ mass splitting.
ETM 10E	[157]	2+1+1	1.9 - 2.9	$3.1_{\pi^0}(3.9_{\pi^\pm})$	Simulation parameters from [265, 689].
MILC 11	[24]	2+1+1	5.6, 5.7	$4.9_{\text{RMS}}(3.7_{\pi,5})$	
RBC/UKQCD 12	[25]	2+1	2.7, 4.6	3.3	For partially quenched $M_\pi = 143\text{MeV}$, $M_\pi L = 3.3$ and for unitary $M_\pi = 171\text{MeV}$, $M_\pi L = 4.0$.
LAIHO 11	[77]	2+1	2.5-4.0	$4.9_{\text{RMS}}(4.3_{\pi,5})$	
JLQCD/TWQCD 10	[159]	2+1	1.8, 2.7	4.0	
RBC/UKQCD 10A	[78]	2+1	2.7	4.0	$M_\pi L = 4.0$ for lightest sea quark mass and $M_\pi L = 3.1$ for lightest partially quenched quark mass.
MILC 10	[158]	2+1	2.5-3.8	$7.0_{\text{RMS}}(4.0_{\pi,5})$	$L \geq 2.9$ fm for the lighter masses.
BMW 10	[160]	2+1	2.0-5.3	4.0	Various volumes for comparison and correction for FSE from χ PT using [688].
JLQCD/TWQCD 09A	[67]	2+1	1.9	2.8	Estimate of FSE using χ PT [688, 690]
PACS-CS 09	[20]	2+1	2.9	2.28	after reweighting to the physical point $M_{\pi, \min} L = 1.97$
MILC 09A	[37]	2+1	2.5-5.8	$7.0_{\text{RMS}}(4.1_{\pi,5})$	
MILC 09	[15]	2+1	2.4-5.8	$7.0_{\text{RMS}}(4.8_{\pi,5})$	Various volumes for comparison and correction for FSEs from (RS) χ PT [688].
Aubin 08	[162]	2+1	2.4-3.6	4.0	Correction for FSE from MA χ PT.
PACS-CS 08, 08A	[19, 163]	2+1	2.9	2.3	Correction for FSE from χ PT using [688].
HPCD/UKQCD 07	[164]	2+1	2.4-2.9	$4.1_{\text{RMS}}(3.8_{\pi,5})$	Correction for FSE from χ PT using [688].
RBC/UKQCD 08	[79]	2+1	1.8, 2.7	$4.6_{\text{sea}}, 3.4_{\text{val}}$	Various volumes for comparison and correction for FSE from χ PT [188, 189, 688].
NPLQCD 06	[165]	2+1	2.5	3.8	Correction for FSE from S χ PT [583, 672]
ALPHA 13	[166]	2	2.1, 2.4, 3.1	4.0	
BGR 11	[167]	2	2.1, 2.2	2.7	
ETM 10D	[144]	2	2.1-2.8	$3.0_{\pi^0}(3.7_{\pi^\pm})$	
ETM 09	[168]	2	2.0-2.7	$3.0_{\pi^0}(3.7_{\pi^\pm})$	Correction for FSE from χ PT [188, 189, 688].
QCDSF/UKQCD 07	[169]	2	1.4, ..., 2.6	4.2	Correction for FSE from χ PT

Table 62: Finite volume effects in determinations of $f_K/f\pi$. The subscripts RMS and $\pi, 5$ in the case of staggered fermions indicate the root-mean-square mass and the Nambu-Goldstone boson mass. In the case of twisted-mass fermions π^0 and π^\pm indicate the neutral and charged pion mass and where applicable, “val” and “sea” indicate valence and sea pion masses.

B.3 Notes to section 5 on Low-Energy Constants

Collab.	Ref.	N_f	a [fm]	Description
HPQCD 13A	[155]	2+1+1	0.09–0.15	Configurations are shared with MILC.
ETM 13	[216]	2+1+1	0.0607–0.0863	Configurations are shared with ETM 11.
ETM 11	[265]	2+1+1	0.0607–0.0863	Three lattice spacings fixed through F_π/M_π .
ETM 10	[98]	2+1+1	0.078, 0.086	Two lattice spacings fixed through F_π/M_π .
BMW 13	[253]	2+1	0.054–0.093	Scale set through Omega baryon mass.
RBC/UKQCD 12	[25]	2+1	0.086, 0.114 and 0.144 for M_π^{\min}	Scale set through Omega baryon mass.
Borsanyi 12	[248]	2+1	0.097–0.284	Scale fixed through F_π/M_π .
NPLQCD 11	[266]	2+1	0.09, 0.125	Configurations are shared with MILC 09 [15].
MILC 10, 10A	[75, 158]	2+1	0.045–0.09	3 lattice spacings, continuum extrapolation by means of RS χ PT.
JLQCD/TWQCD 10	[251]	2+1, 3	0.11	One lattice spacing, scale fixed through m_Ω .
RBC/UKQCD 9, 10A	[78, 286]	2+1	0.1106(27), 0.0888(12)	Two lattice spacings. Data combined in global chiral-continuum fits.
JLQCD 09	[250]	2+1	0.1075(7)	Scale fixed through r_0 .
MILC 09, 09A	[15, 37]	2+1	0.045–0.18	Total of 6 lattice spacings, continuum extrapolation by means of RS χ PT.
TWQCD 08	[254]	2+1	0.122(3)	Scale fixed through m_ρ, r_0 .
JLQCD/TWQCD 08B	[255]	2+1	0.1075(7)	Scale fixed through r_0 .
PACS-CS 08	[19]	2+1	0.0907	One lattice spacing.
RBC/UKQCD 08	[79]	2+1	0.114	One lattice spacing, attempt to estimate cut-off effects via formal argument.
RBC/UKQCD 08A	[252]	2+1	0.114	Only one lattice spacing, attempt to estimate size of cut-off effects via formal argument.
NPLQCD 06	[165]	2+1	0.125	One lattice spacing, continuum χ PT used.
LHP 04	[274]	2+1	$\simeq 0.12$	Only one lattice spacing, mixed discretization approach.

Table 63: Continuum extrapolations/estimation of lattice artifacts in $N_f = 2 + 1 + 1$ and $2 + 1$ determinations of the Low-Energy Constants.

Collab.	Ref.	N_f	a [fm]	Description
Gülpers 13	[269]	2	0.063	Scale fixed through omega Baryon mass.
Brandt 13	[256]	2	0.05–0.08	Configurations are shared with CLS.
QCDSF 13	[267]	2	0.06–0.076	Scale fixed through $r_0 = 0.50(1)$ fm.
ETM 13	[216]	2	0.05–0.1	Configurations are shared with ETM 09C.
ETM 12	[257]	2	0.05–0.1	Configurations are shared with ETM 09C.
Bernardoni 11	[258]	2	0.0649(10)	Configurations are shared with CLS.
TWQCD 11	[184]	2	0.1034(1)(2)	Scale fixed through r_0 .
TWQCD 11A	[259]	2	0.1032(2)	Scale fixed through r_0 .
Bernardoni 10	[260]	2	0.0784(10)	Scale fixed through M_K . Non-perturbative $O(a)$ improvement. No estimate of systematic error.
JLQCD/TWQCD 09, 10	[251]	2	0.11	One lattice spacing fixed through r_0 .
ETM 09B	[262]	2	0.063, 0.073	Automatic $O(a)$ impr. $r_0 = 0.49$ fm used.
ETM 09C	[240]	2	0.051–0.1	Automatic $O(a)$ impr. Scale fixed through F_π . 4 lattice spacings, continuum extrapolation.
ETM 08	[237]	2	0.07-0.09	Automatic $O(a)$ impr. Two lattice spacings. Scale fixed through F_π .
JLQCD/TWQCD 08A	[67]	2	0.1184(3)(21)	Automatic $O(a)$ impr., exact chiral symmetry. Scale fixed through r_0 .
JLQCD 08A	[285]			
CERN 08	[214]	2	0.0784(10)	Scale fixed through M_K . Non-perturbative $O(a)$ improvement.
Hasenfratz 08	[263]	2	0.1153(5)	Tree level $O(a)$ improvement. Scale fixed through r_0 . Estimate of lattice artifacts via $W\chi$ PT [691].
JLQCD/TWQCD 07	[264]	2	0.1111(24)	Automatic $O(a)$ impr., exact chiral symmetry. Scale fixed through r_0 .
JLQCD/TWQCD 07A	[261]	2	$\simeq 0.12$	Automatic $O(a)$ impr., exact chiral symmetry. Scale fixed through r_0 .
CERN-TOV 06	[271]	2	0.0717(15), 0.0521(7), 0.0784(10)	Scale fixed through M_K . The lattice with $a = 0.0784(10)$ is obtained with non-perturbative $O(a)$ improvement.
QCDSF/UKQCD 06A	[275]	2	0.07-0.115	5 lattice spacings. Non-perturbative $O(a)$ improvement. Scale fixed through r_0 .

Table 64: Continuum extrapolations/estimation of lattice artifacts in $N_f = 2$ determinations of the Low-Energy Constants.

Collab.	Ref.	N_f	$M_{\pi,\min}$ [MeV]	Description
HPQCD 13A	[155]	2+1+1	128	NLO chiral fit.
ETM 13	[216]	2+1+1	270	Linear fit in the quark mass.
ETM 11	[265]	2+1+1	270	NLO SU(2) chiral fit.
ETM 10	[98]	2+1+1	270	SU(2) NLO and NNLO fits.
BMW 13	[253]	2+1	120	NLO and NNLO SU(2) fits tested with x and ξ expansion.
RBC/UKQCD 12	[25]	2+1	293 plus run at 171, 246	NLO SU(2) ChPT incl. finite-V and some discr. effects
Borsanyi 12	[248]	2+1	135	NNLO SU(2) chiral fit.
NPLQCD 11	[266]	2+1	235	NNLO SU(2) mixed action χ PT.
MILC 10, 10A	[75, 158]	2+1		Cf. MILC 09A.
JLQCD/TWQCD 09, 10	[251]	2+1,3	100(ϵ -reg.), 290(p -reg.)	$N_f = 2 + 1$ runs both in ϵ - and p -regime; $N_f = 3$ runs only in p -regime. NLO χ PT fit of the spectral density interpolating the two regimes.
RBC/UKQCD 9, 10A	[78, 286]	2+1	290–420	Valence pions mass is 225–420 MeV. NLO SU(2) χ PT fit.
MILC 09, 09A	[15, 37]	2+1	258	Lightest Nambu-Goldstone mass is 224 MeV and lightest RMS mass is 258 MeV (at 0.06 fm).
TWQCD 08	[254]	2+1	$m_{ud} = m_s/4$, $m_s \sim \text{phys.}$	Quark condensate extracted from topological susceptibility, LO chiral fit.
JLQCD/TWQCD 08B	[255]	2+1	$m_{ud} \geq m_s/6$, $m_s \sim \text{phys.}$	Quark condensate extracted from topological susceptibility, LO chiral fit.
PACS-CS 08	[19]	2+1	156	To date, lightest published quark mass reached in a direct simulation.
RBC/UKQCD 08	[79]	2+1	330	Lightest valence pion mass is 242 MeV.
RBC/UKQCD 08A	[252]	2+1	330	Pion electromagnetic form factor computed at one pion mass.
NPLQCD 06	[165]	2+1	460	Value refers to lightest RMS mass at $a = 0.125$ fm as quoted in [37].
LHP 04	[274]	2+1	318	Pion form factor extracted from vector meson dominance fit.

Table 65: Chiral extrapolation/minimum pion mass in $N_f = 2+1+1$ and $2+1$ determinations of the Low-Energy Constants.

Collab.	Ref.	N_f	$M_{\pi,\min}$ [MeV]	Description
Gülpers 13	[269]	2	280	NLO ChPT fit.
Brandt 13	[256]	2	280	Configurations are shared with CLS.
QCDSF 13	[267]	2	130	Fit with ChPT + analytic.
ETM 13	[216]	2	260	Configurations are shared with ETM 09C.
ETM 12	[257]	2	260	Configurations are shared with ETM 09C.
Bernardoni 11	[258]	2	312	Overlap valence + O(a) improved Wilson sea, mixed regime χ PT.
TWQCD 11	[184]	2	230	NLO SU(2) χ PT fit.
TWQCD 11A	[259]	2	220	NLO χ PT (infinite V) for topological susceptibility χ_{top} .
Bernardoni 10	[260]	2	297, 377, 426	NLO SU(2) fit of χ_{top} .
JLQCD/TWQCD 10	[251]	2	$\sqrt{2m_{\min}\Sigma}/F=120$ (ϵ -reg.), 290 (p -reg.)	Data both in the p and ϵ -regime. NLO chiral fit of the spectral density interpolating the two regimes.
JLQCD/TWQCD 09	[270]	2	290	LECs extracted from NNLO chiral fit of vector and scalar radii $\langle r^2 \rangle_{V,S}^\pi$.
ETM 09B	[262]	2	$\sqrt{2m_{\min}\Sigma}/F=85$	NLO SU(2) ϵ -regime fit.
ETM 09C	[240]	2	280	NNLO SU(2) fit.
ETM 08	[237]	2	260	From pion form factor using NNLO χ PT and exp. value of $\langle r^2 \rangle_S^\pi$.
JLQCD/TWQCD 08A JLQCD 08A	[67] [285]	2	290	NNLO SU(2) fit.
CERN 08	[214]	2	$m_{q,\min}=13$ MeV	NLO SU(2) fit for the mode number.
Hasenfratz 08	[263]	2	$\sqrt{2m_{\min}\Sigma}/F=220$	NLO SU(2) ϵ -regime fit.
JLQCD/TWQCD 07	[264]	2	$\sqrt{2m_{\min}\Sigma}/F=120$	NLO SU(2) ϵ -regime fit.
JLQCD/TWQCD 07A	[261]	2	$m_{ud} = m_s/6 - m_s$	Quark condensate from topological susceptibility, LO chiral fit.
CERN-TOV 06	[271]	2	403, 381, 377	NLO SU(2) fit.
QCDSF/UKQCD 06A	[275]	2	400	Several fit functions to extrapolate the pion form factor.

Table 66: Chiral extrapolation/minimum pion mass in $N_f = 2$ determinations of the Low-Energy Constants.

Collab.	Ref.	N_f	L [fm]	$M_{\pi,\min}L$	Description
HPQCD 13A	[155]	2+1+1	4.8–5.5	3.3	3 volumes are compared.
ETM 13	[216]	2+1+1	1.9–2.8	3.0	4 volumes compared.
ETM 11	[265]	2+1+1	1.9–2.8	3.0	See [98].
ETM 10	[98]	2+1+1	1.9–2.8	3.0	FSE estimate using [688]. $M_{\pi^+}L \gtrsim 4$, but $M_{\pi^0}L \sim 2$.
BMW 13	[253]	2+1	2.1	3.0	3 volumes are compared.
RBC/UKQCD 12	[25]	2+1	2.7–4.6	> 4	FSE seem to be very small.
Borsanyi 12	[248]	2+1	3.9	3.3	Expected to be less than 1%.
NPLQCD 11	[266]	2+1	2.5–3.5	3.6	Expected to be less than 1%.
MILC 10, 10A	[75, 158]	2+1	2.52	4.11	$L \geq 2.9$ fm for lighter masses.
JLQCD/TWQCD 09, 10	[251]	2+1, 3	1.9, 2.7		2 volumes are compared for a fixed quark mass.
RBC/UKQCD 9, 10A	[78, 286]	2+1	2.7	$\simeq 4$	FSE estimated using χ PT.
MILC 09, 09A	[15, 37]	2+1	2.4/2.9	3.5/4.11	$L \geq 2.9$ fm for lighter masses.
TWQCD 08	[254]	2+1	1.95	-	No estimate of FSE.
JLQCD/TWQCD 08B	[255]	2+1	1.72	-	Fixing topological charge (to $\nu = 0$) gives FSE [692].
PACS-CS 08	[19]	2+1	2.9	2.3	FSE is the main concern of the authors.
RBC/UKQCD 08	[79]	2+1	2.74	4.6	FSE by means of χ PT.
RBC/UKQCD 08A	[252]	2+1	2.74	4.6	FSE estimated to be $< 1\%$ using χ PT.
NPLQCD 06	[165]	2+1	2.5	3.7	Value refers to lightest valence pion mass.
LHP 04	[274]	2+1	$\simeq 2.4$	3.97	Value refers to domain-wall valence pion mass.

Table 67: Finite volume effects in $N_f = 2 + 1 + 1$ and $2 + 1$ determinations of the Low-Energy Constants.

Collab.	Ref.	N_f	L [fm]	$M_{\pi,\min}L$	Description
Gülpers 13	[269]	2	4–6	4.3	Configs. shared with CLS.
Brandt 13	[256]	2	~ 5	4	Configs. shared with CLS.
QCDSF 13	[267]	2	1.8–2.4	2.7	NLO ChPT is used for FSE.
ETM 13	[216]	2	2.0–2.5	3–4	Configs. shared with ETM 09C.
ETM 12	[257]	2	2.0–2.5	3–4	Configs. shared with ETM 09C.
Bernardoni 11	[258]	2	1.56	2.5	Mixed regime χ PT for FSE used.
TWQCD 11	[184]	2	1.65	1.92	SU(2) χ PT is used for FSE.
TWQCD 11A	[259]	2	1.65	1.8	No estimate of FSE.
Bernardoni 10	[260]	2	1.88	2.8	FSE included in the NLO chiral fit.
JLQCD/TWQCD 10	[251]	2	1.8-1.9		FSE estimated from different topological sectors.
JLQCD/TWQCD 09	[270]	2	1.89	2.9	FSE by NLO χ PT, Additional FSE for fixing topology [692].
ETM 09B	[262]	2	1.3, 1.5	ϵ -regime	Topology: not fixed. 2 volumes.
ETM 09C	[240]	2	2.0-2.5	3.2–4.4	Several volumes. Finite-volume effects estimated through [688].
ETM 08	[237]	2	2.1, 2.8	3.4, 3.7	Only data with $M_{\pi}L \gtrsim 4$ are considered. .
JLQCD/TWQCD 08A JLQCD 08A	[67] [285]	2	1.89	2.9	FSE estimates through [688]. Additional FSE for fixing topology [692].
CERN 08	[214]	2	1.88, 2.51	-	Two volumes compared.
Hasenfratz 08	[263]	2	1.84, 2.77	ϵ -regime	Topology: not fixed, 2 volumes.
JLQCD/TWQCD 07	[264]	2	1.78	ϵ -regime	Topology: fixed to $\nu = 0$.
JLQCD/TWQCD 07A	[261]	2	1.92	-	Topology fixed to $\nu = 0$ [692].
CERN-TOV 06	[271]	2	1.72, 1.67, 1.88	3.5, 3.2, 3.6	No estimate for FSE.
QCDSF/UKQCD 06A	[275]	2	1.4-2.0	3.8	NLO χ PT estimate for FSE [693].

Table 68: Finite volume effects in $N_f = 2$ determinations of the Low-Energy Constants.

Collab.	Ref.	N_f	Description
HPQCD 13A	[155]	2+1+1	—
ETM 13	[216]	2+1+1	Non-perturbative
ETM 11	[265]	2+1+1	Non-perturbative
ETM 10	[98]	2+1+1	Non-perturbative
BMW 13	[253]	2+1	Non-perturbative
RBC/UKQCD 12	[25]	2+1	Non-perturbative (RI/SMOM)
Borsanyi 12	[248]	2+1	Indirectly non-perturbative through [22] for Σ ; no renormalization needed for F , since only F_π/F computed and scale set through F_π .
NPLQCD 11	[266]	2+1	Not needed (no result for Σ).
JLQCD/TWQCD 10	[251]	2+1, 3	Non-perturbative
MILC 10, 10A	[75, 158]	2+1	2 loop
RBC/UKQCD 10A	[78]	2+1	Non-perturbative
JLQCD 09	[250]	2+1	Non-perturbative
MILC 09, 09A	[15, 37]	2+1	2 loop
TWQCD 08	[254]	2+1	Non-perturbative
JLQCD/TWQCD 08B	[255]	2+1	Non-perturbative
PACS-CS 08	[19]	2+1	1 loop
RBC/UKQCD 08, 08A	[79, 252]	2+1	Non-perturbative
NPLQCD 06	[165]	2+1	—
LHP 04	[274]	2+1	—
All collaborations		2	Non-perturbative

Table 69: Renormalization in determinations of the Low-Energy Constants.

B.4 Notes to section 6 on Kaon B -parameter B_K

In the following, we summarize the characteristics (lattice actions, pion masses, lattice spacings, etc.) of the recent $N_f = 2 + 1$ and $N_f = 2$ runs. We also provide brief descriptions of how systematic errors are estimated by the various authors.

Collab.	Ref.	N_f	a [fm]	Description
SWME 13	[315]	2+1	0.12, 0.09, 0.06, 0.045	Continuum extrapolation with the coarsest lattice spacing omitted; residual combined discretization and sea-quark extrapolation error of 1.1% from difference between linear fit in a^2 , m_{sea} and a constrained nine-parameter extrapolation.
RBC/UKQCD 12	[25]	2+1	0.146, 0.114, 0.087	Coarsest lattice spacing uses different action. Combined continuum and chiral fits.
Laiho 11	[77]	2+1	0.12, 0.09, 0.06	Combined continuum and chiral extrapolation based on SU(3) mixed-action partially quenched χ PT.
SWME 11, 11A	[298, 299]	2+1	0.12, 0.09, 0.06, 0.045	Continuum extrapolation with the coarsest lattice spacing omitted; residual discretization error of 1.9% from difference between fit to a constant and a constrained five-parameter extrapolation.
BMW 11	[300]	2+1	0.093, 0.077, 0.065, 0.054	Combined continuum and chiral extrapolation; discretization error of 0.1% from comparison of $O(\alpha_s a)$ and $O(a^2)$ extrapolations.
RBC/UKQCD 10B	[314]	2+1	0.114, 0.087	Two lattice spacings. Combined chiral and continuum fits.
SWME 10	[316]	2+1	0.12, 0.09, 0.06	Continuum extrapolation of results obtained at four lattice spacings; residual discretization error of 0.21% from difference to result at smallest lattice spacing.
Aubin 09	[297]	2+1	0.12, 0.09	Two lattice spacings; quote 0.3% discretization error, estimated from various a^2 -terms in fit function
RBC/UKQCD 07A, 08	[79, 317]	2+1	0.114(2)	Single lattice spacing; quote 4% discretization error, estimated from the difference between computed and experimental values of f_π .
HPQCD/UKQCD 06	[318]	2+1	0.12	Single lattice spacing; 3% discretization error quoted without providing details.
ETM 10A	[313]	2	0.1, 0.09, 0.07	Three lattice spacings; 1.2% error quoted.
JLQCD 08	[319]	2	0.118(1)	Single lattice spacing; no error quoted.
RBC 04	[312]	2	0.117(4)	Single lattice spacing; no error quoted.
UKQCD 04	[320]	2	0.10	Single lattice spacing; no error quoted.

Table 70: Continuum extrapolations/estimation of lattice artifacts in determinations of B_K .

Collab.	Ref.	N_f	$M_{\pi,\min}$ [MeV]	Description
SWME 13	[315]	2+1	442/445, 299/273, 237/256, 222/334	Valence/sea RMS $M_{\pi,\min}$ entries correspond to the four lattice spacings. Chiral extrapolations based on SU(2) staggered χ PT at NNLO (with some coefficients fixed by Bayesian priors), and also including one analytic NNNLO term. Residual error of 0.33% error from doubling the widths of Bayesian priors.
RBC/UKQCD 12	[25]	2+1	140/170, 240/330, 220/290	Valence/sea $M_{\pi,\min}$ entries correspond to the three lattice spacings. Combined chiral & continuum extrapolation, using $M_\pi < 350$ MeV.
Laiho 11	[77]	2+1	210/280	$M_{\pi,\min}$ entries correspond to the smallest valence/sea quark masses. Chiral & continuum fits based on NLO mixed action χ PT, including a subset of NNLO terms. Systematic error estimated from spread arising from variations in the fit function.
SWME 11, 11A	[298, 299]	2+1	442/445, 299/325, 237/340, 222/334	Valence/sea RMS $M_{\pi,\min}$ entries correspond to the four lattice spacings. Chiral extrapolations based on SU(2) staggered χ PT at NNLO (with some coefficients fixed by Bayesian priors), and also including one analytic NNNLO term. Residual error of 0.33% error from doubling the widths of Bayesian priors.
BMW 11	[300]	2+1	219, 182, 120, 131	$M_{\pi,\min}$ entries correspond to the four lattice spacings used in the final result. Combined fit to the chiral and continuum behaviour. Systematics investigated by applying cuts to the maximum pion mass used in fits. Uncertainty of 0.1% assigned to chiral fit.
RBC/UKQCD 10B	[314]	2+1	240/330, 220/290	Valence/sea $M_{\pi,\min}$ entries correspond to the two lattice spacings. Combined chiral and continuum extrapolations.
SWME 10	[316]	2+1	442/445, 299/325, 237/340	Valence/sea $M_{\pi,\min}$ entries correspond to the three lattice spacings. Chiral extrapolations based on SU(2) staggered χ PT at NLO, including some analytic NNLO terms. SU(3) staggered χ PT as cross-check. Combined 1.1% error from various different variations in the fit procedure.

Table 71: Chiral extrapolation/minimum pion mass in determinations of B_K .

Collab.	Ref.	N_f	$M_{\pi,\min}$ [MeV]	Description
Aubin 09	[297]	2+1	240/370	$M_{\pi,\min}$ entries correspond to the smallest valence/sea quark masses. Chiral & continuum fits based on NLO mixed action χ PT at NLO, including a subset of NNLO terms. Systematic error estimated from spread arising from variations in the fit function.
RBC/UKQCD 07A, 08	[79, 317]	2+1	330	Fits based on SU(2) PQ χ PT at NLO. Effect of neglecting higher orders estimated at 6% via difference between fits based on LO and NLO expressions.
HPQCD/UKQCD 06	[318]	2+1	360	3% uncertainty from chiral extrapolation quoted, without giving further details.
ETM 10A	[313]	2	400, 270, 300	Each $M_{\pi,\min}$ entry corresponds to a different lattice spacing. Simultaneous chiral & continuum extrapolations, based on χ PT at NLO, are carried out. Systematic error from several sources, including lattice calibration, quark mass calibration, chiral and continuum extrapolation etc., estimated at 3.1%.
JLQCD 08	[319]	2	290	Fits based on NLO PQ χ PT. Range of validity investigated. Fit error included in statistical uncertainty.
RBC 04	[312]	2	490	Fits based on NLO PQ χ PT. Fit error included in statistical uncertainty.
UKQCD 04	[320]	2	780	Fits to continuum chiral behaviour at fixed sea quark mass. Separate extrapolation in sea quark mass. Fit error included in overall uncertainty.

Table 71: (cntd.) Chiral extrapolation/minimum pion mass in determinations of B_K in two-flavour QCD.

Collab.	Ref.	N_f	L [fm]	$M_{\pi,\min}L$	Description
SWME 13	[315]	2+1	2.4-3.3, 2.4-5.5, 2.8-3.8, 2.8	$\gtrsim 3.2$	L entries correspond to the four lattice spacings, with several volumes in most cases. Finite-volume effects estimated using NLO χ PT.
RBC/UKQCD 12	[25]	2+1	4.6, 2.7, 2.8	$\gtrsim 3.2$	L entries correspond to the three lattice spacings. Finite volume effects estimated using NLO χ PT.
Laiho 11	[77]	2+1	2.4, 3.4, 3.8	$\gtrsim 3.5$	L entries correspond to the three lattice spacings. Finite volume effects estimated using NLO χ PT.
SWME 11, 11A	[298, 299]	2+1	2.4/3.3, 2.4, 2.8, 2.8	$\gtrsim 3.2$	L entries correspond to the four lattice spacings, with two volumes at the coarsest lattice. Finite-volume effects estimated using NLO χ PT.
BMW 11	[300]	2+1	6.0, 4.9, 4.2, 3.5	$\gtrsim 3.8, 3.0$	L entries correspond to the four lattice spacings, and are the largest of several volumes at each a . $M_{\pi,\min}L \approx 3.0$ for the ensemble at $a \approx 0.08$ fm. Finite volume effects estimated in χ PT and by combined fit to multiple volumes.
RBC/UKQCD 10B	[314]	2+1	2.7, 2.8	$\gtrsim 3.1$	L entries correspond to the three lattice spacings. Finite volume effects estimated using NLO χ PT.
SWME 10	[316]	2+1	2.4/3.3, 2.4, 2.8	$\gtrsim 3.4$	L entries correspond to the three lattice spacings, with two volumes for the coarsest spacing. Finite-volume error of 0.9% estimated from difference obtained these two volumes.
Aubin 09	[297]	2+1	2.4, 3.4	3.5	L entries correspond to the two lattice spacings. Keep $m_\pi L \gtrsim 3.5$; no comparison of results from different volumes; 0.6% error estimated from mixed action χ PT correction.
RBC/UKQCD 07A, 08	[79, 317]	2+1	1.83/2.74	4.60	Each L entry corresponds to a different volume at the same lattice spacing; 1% error from difference in results on two volumes.
HPQCD/UKQCD 06	[318]	2+1	2.46	4.49	Single volume; no error quoted.

Table 72: Finite volume effects in determinations of B_K . If partially-quenched fits are used, the quoted $M_{\pi,\min}L$ is for lightest valence (RMS) pion.

Collab.	Ref.	N_f	L [fm]	$M_{\pi, \min} L$	Description
ETM 10A	[313]	2	2.1, 2.2/2.9, 2.2	5, 3.3/4.3, 3.3	Each L entry corresponds to a different lattice spacing, with two volumes at the intermediate lattice spacing. Results from these two volumes at $M_\pi \sim 300$ MeV are compatible.
JLQCD 08	[319]	2	1.89	2.75	Single volume; data points with $m_{\text{val}} < m_{\text{sea}}$ excluded; 5% error quoted as upper bound of PQ χ PT estimate of the effect.
RBC 04	[312]	2	1.87	4.64	Single volume; no error quoted.
UKQCD 04	[320]	2	1.6	6.51	Single volume; no error quoted.

Table 72: (cntd.) Finite volume effects in determinations of B_K in two-flavour QCD.

Collab.	Ref.	N_f	Ren.	running match.	Description
SWME 13	[315]	2+1	PT1 ℓ	PT1 ℓ	Uncertainty from neglecting higher orders estimated at 4.4% by identifying the unknown 2-loop coefficient with result at the smallest lattice spacing.
RBC/UKQCD 12	[25]	2+1	RI	PT1 ℓ	Two different RI-SMOM schemes used to estimate 2% systematic error in conversion to $\overline{\text{MS}}$.
Laiho 11	[77]	2+1	RI	PT1 ℓ	Total uncertainty in matching & running of 3%. Perturbative truncation error in the conversion to $\overline{\text{MS}}$, RGI schemes is dominant uncertainty.
SWME 11, 11A	[298, 299]	2+1	PT1 ℓ	PT1 ℓ	Uncertainty from neglecting higher orders estimated at 4.4% by identifying the unknown 2-loop coefficient with result at the smallest lattice spacing.
BMW 11	[300]	2+1	RI	PT1 ℓ	Uncertainty of 0.05% in the determination of the renormalization factor included. 1% error estimated due to truncation of perturbative matching to $\overline{\text{MS}}$ and RGI schemes at NLO.
RBC/UKQCD 10B	[314]	2+1	RI	PT1 ℓ	Variety of different RI-MOM schemes including non-exceptional momenta. Residual uncertainty of 2% uncertainty in running & matching.
SWME 10	[316]	2+1	PT1 ℓ	PT1 ℓ	Uncertainty from neglecting higher orders estimated at 5.5% by identifying the unknown 2-loop coefficient with result at the smallest lattice spacing.

Table 73: Running and matching in determinations of B_K .

Collab.	Ref.	N_f	Ren.	running match.	Description
Aubin 09	[297]	2+1	RI	PT1 ℓ	Total uncertainty in matching & running of 3.3%, estimated from a number of sources, including chiral extrapolation fit ansatz for n.p. determination, strange sea quark mass dependence, residual chiral symmetry breaking, perturbative matching & running.
RBC/UKQCD 07A, 08	[79, 317]	2+1	RI	PT1 ℓ	Uncertainty from n.p. determination of ren. factor included in statistical error; 2% systematic error from perturbative matching to $\overline{\text{MS}}$ estimated via size of correction itself.
HPQCD/UKQCD 06	[318]	2+1	PT1 ℓ	PT1 ℓ	Uncertainty due to neglecting 2-loop order in perturbative matching and running estimated by multiplying result by α^2 .
ETM 10A	[313]	2	RI	PT1 ℓ	Uncertainty from RI renormalization estimated at 2.5%.
JLQCD 08	[319]	2	RI	PT1 ℓ	Uncertainty from n.p. determination of ren. factor included in statistical error; 2.3% systematic error from perturbative matching to $\overline{\text{MS}}$ estimated via size of correction itself.
RBC 04	[312]	2	RI	PT1 ℓ	Uncertainty from n.p. determination of ren. factor included.
UKQCD 04	[320]	2	PT1 ℓ	PT1 ℓ	No error quoted.

Table 73: (cntd.) Running and matching in determinations of B_K in two-flavour QCD.

B.5 Notes to section 7 on D -meson decay constants and form factors

In the following, we summarize the characteristics (lattice actions, pion masses, lattice spacings, etc.) of the recent $N_f = 2 + 1$ and $N_f = 2$ runs. We also provide brief descriptions of how systematic errors are estimated by the various authors. We focus on calculations with either preliminary or published quantitative results.

B.5.1 $D_{(s)}$ -meson decay constants

Collab.	Ref.	N_f	a [fm]	Continuum extrapolation	Scale Setting
ETM 13F	[154]	2+1+1	0.09, 0.08, 0.06	Chiral and continuum extrapolations performed simultaneously by adding an $O(a^2)$ term to the chiral fit.	Relative scale set through $M_{c's'}$, the mass of a fictitious meson made of valence quarks of mass $r_0 m_{s'} = 0.22$ and $r_0 m_{c'} = 2.4$. Absolute scale through f_π .
FNAL/MILC 12 [238, 329] FNAL/MILC 13		2+1+1	0.15, 0.12, 0.09, 0.06	Chiral and continuum extrapolations performed simultaneously. Central values produced using a fit function quadratic in a^2 and linear in the sea quark mass. In FNAL/MILC 13 terms of $O(a^4)$ are included.	Absolute scale set through f_π ; the uncertainty is propagated into the final error.

Table 74: Lattice spacings and description of actions used in $N_f = 2 + 1 + 1$ determinations of the D and D_s meson decay constants.

Collab.	Ref.	N_f	a [fm]	Continuum extrapolation	Scale Setting
HPQCD 12A	[330]	2+1	0.12, 0.09	Chiral and continuum extrapolations performed simultaneously using PQHM χ PT augmented by a dependent terms: $c_0(am_c)^2 + c_1(am_c)^4$.	Relative scale set through r_1 ; absolute scale from f_π , f_K and the Υ splitting. Uncertainties from both r_1 and r_1/a propagated.
FNAL/MILC 11	[331]	2+1	0.15, 0.12, 0.09	Chiral and continuum extrapolations performed simultaneously using one-loop HM χ PT for rooted staggered quarks. Effects of hyperfine and flavour splittings are also included.	Relative scale set through $r_1 = 0.3117(22)$. The error in r_1 comes from the spread of different absolute scale determinations using f_π , f_K and the Υ splitting.
PACS-CS 11	[332]	2+1	0.09	Cutoff effects from the heavy-quark action estimated by naive power counting to be at the percent level.	Scale set through m_Ω .
HPQCD 10A	[94]	2+1	0.15, 0.12, 0.09, 0.06, 0.044	Chiral and continuum extrapolations performed simultaneously. Polynomials up to am_c^8 are kept (even powers only).	See the discussion for HPQCD 12A.
HPQCD/UKQCD 07	[164]	2+1	0.15, 0.12, 0.09	Combined chiral and continuum extrapolations using HM χ PT at NLO augmented by second and third-order polynomial terms in m_q and terms up to a^4 .	Scale set through r_1 obtained from the Υ spectrum using the non-relativistic QCD action for b quarks. Uncertainty propagated among the systematics.
FNAL/MILC 05	[333]	2+1	0.175, 0.121, 0.086	Most light-quark cutoff effects are removed through NLO HM χ PT for rooted staggered quarks. Continuum values are then obtained by averaging the $a \approx 0.12$ and $a \approx 0.09$ fm results.	Scale set through r_1 obtained from the Υ spectrum using the non-relativistic QCD action for b quarks.

Table 75: Lattice spacings and description of actions used in $N_f = 2 + 1$ determinations of the D and D_s meson decay constants.

Collab.	Ref.	N_f	a [fm]	Continuum extrapolation	Scale Setting
ETM 09	[168, 334, 335]	2	0.10,	NLO SU(2) HM χ PT	Scale set through f_π .
ETM 11A			0.085,	supplemented by terms	
ETM 13B			0.065, 0.054	linear in a^2 and in $m_D a^2$ is used in the combined chiral/continuum extrapo- lation.	

Table 76: Lattice spacings and description of actions used in $N_f = 2$ determinations of the D and D_s meson decay constants.

Collab.	Ref.	N_f	$M_{\pi,\min}$ [MeV]	Description
ETM 13F	[154]	2+1+1	245, 238, 211	f_{D_s} is extrapolated using both a quadratic and a linear fit in m_l plus $O(a^2)$ terms. Then the double ratio $(f_{D_s}/f_D)/(f_K/f_\pi)$ is fitted in continuum HM χ PT, as no lattice spacing dependence is visible within statistical errors.
FNAL/MILC 12B FNAL/MILC 13	[328, 329]	2+1+1	310, 245, 179, 145	Chiral and continuum extrapolations are performed simultaneously. Central values are produced using a fit function quadratic in a^2 and linear in the sea-quark mass. In FNAL/MILC 13 terms of $O(a^4)$ are included.
HPQCD 12A	[330]	2+1	460, 329	Chiral and continuum extrapolations are performed simultaneously using PQHM χ PT augmented by a dependent terms: $c_0(am_c)^2 + c_1(am_c)^4$.
FNAL/MILC 11	[331]	2+1	570, 440, 320	Chiral and continuum extrapolations are performed simultaneously using HM χ PT for rooted staggered quarks. Effects of hyperfine and flavour splittings are also included.
PACS-CS 11	[332]	2+1	152	Simulations are reweighted in the light- and strange-quark masses to the physical point.
HPQCD 10A	[94]	2+1	542, 460, 329, 258, 334	Chiral and continuum extrapolations are performed simultaneously. Polynomials up to $\left(\frac{m_{q,sea} - m_{q,phys}}{m_{q,phys}}\right)^2$ for $q = s, l$ and up to $(am_c)^8$ are kept.
HPQCD/UKQCD 07	[164]	2+1	542, 460, 329	Combined chiral and continuum extrapolations using HM χ PT at NLO augmented by second and third-order polynomial terms in m_q and terms up to a^4 .
FNAL/MILC 05	[333]	2+1	> 440, 440, 400	Chiral extrapolations are first performed at each lattice spacing using NLO HM χ PT for rooted staggered quarks. Lattice artefacts are then extrapolated linearly in a^2 .
ETM 09 ETM 11A ETM 13B	[168, 334, 335]	2	410, 270, 310, 270	$M_{\pi,\min}$ refers to the charged pions. NLO SU(2) HM χ PT supplemented by terms linear in a^2 and in $m_D a^2$ is used in the combined chiral/continuum extrapolation. To estimate the systematic due to chiral extrapolation, once $f_{D_s}\sqrt{m_{D_s}}$ and $f_{D_s}\sqrt{m_{D_s}}/(f_D\sqrt{m_D})$ and once $f_{D_s}\sqrt{m_{D_s}}/f_K$ and $f_{D_s}\sqrt{m_{D_s}}/f_K \times f_\pi/(f_D\sqrt{m_D})$ are fitted. In ETM 13 the double ratio $(f_{D_s}/f_D)/(f_K/f_\pi)$ is fitted in HM χ PT.

Table 77: Chiral extrapolation/minimum pion mass in determinations of the D and D_s meson decay constants. For actions with multiple species of pions, masses quoted are the RMS pion masses. The different $M_{\pi,\min}$ entries correspond to the different lattice spacings.

Collab.	Ref.	N_f	L [fm]	$M_{\pi, \min} L$	Description
ETM 13F	[154]	2+1+1	2.13/2.84, 1.96/2.61, 2.97	3.5, 3.2, 3.2	The comparison of two different volumes at the two largest lattice spacings indicates that FV effects are below the statistical errors.
FNAL/MILC 12B FNAL/MILC 13	[328, 329]	2+1+1	2.4/4.8, 2.88/5.76, 2.88/5.76, 2.88/5.76	3.3, 3.9, 3.7, 4	FV errors estimated in χ PT at NLO and, in FNAL/MILC 12B, by analysing otherwise identical ensembles with three different spatial sizes at $a = 0.12$ fm and $m_l/m_s = 0.1$.
HPQCD 12A	[330]	2+1	2.4/2.8, 2.4/3.4	3.8, 4.2	FV errors estimated by comparing finite and infinite volume χ PT.
FNAL/MILC 11	[331]	2+1	2.4, 2.4/2.88, 2.52/3.6	3.9, 3.8, 4.2	FV errors estimated using finite-volume χ PT.
PACS-CS 11	[332]	2+1	2.88	2.2 (before reweighting)	No discussion of FSE.
HPQCD 10A	[94]	2+1	2.4, 2.4/2.88/3.36, 2.52, 2.88, 2.82	3.9, 3.8, 4.1, 4.5, 4.6	FV errors estimated using finite-vs infinite-volume χ PT.
HPQCD/UKQCD 07	[164]	2+1	2.4, 2.4/2.88, 2.52	3.9, 3.8, 4.1	FV errors estimated using finite-vs infinite-volume χ PT.
FNAL/MILC 05	[333]	2+1	2.8, 2.9, 2.5	3.8, 3.8, 4.1	FV errors estimated to be 1.5% or less from χ PT.
ETM 09 ETM 11A ETM 13B	[168, 334, 335]	2	2.4, 2.0/2.7, 2.1, 2.6	5, 3.3, 3.3, 3.5	FV errors are found to be negligible by comparing results at $m_\pi L = 3.3$ and $m_\pi L = 4.3$ for $m_\pi \simeq 310$ MeV.

Table 78: Finite volume effects in determinations of the D and D_s meson decay constants. Each L -entry corresponds to a different lattice spacing, with multiple spatial volumes at some lattice spacings. For actions with multiple species of pions, the lightest masses are quoted.

Collab.	Ref.	N_f	Ren.	Description
ETM 13F	[154]	2+1+1	–	The axial current is absolutely normalized.
FNAL/MILC 12B FNAL/MILC 13	[328, 329]	2+1+1	–	The axial current is absolutely normalized.
HPQCD 12A	[330]	2+1	–	The axial current is absolutely normalized.
FNAL/MILC 11	[331]	2+1	mNPR	Two-loop and higher-order perturbative truncation errors estimated to be the full size of the one-loop term.
PACS-CS 11	[332]	2+1	PT1 ℓ +NP	Mass dependent part of the renormalization constant of the axial current computed at one-loop; the NP contribution is added in the chiral limit.
HPQCD 10A	[94]	2+1	–	The axial current is absolutely normalized.
HPQCD/UKQCD 07	[164]	2+1	–	The axial current is absolutely normalized.
FNAL/MILC 05	[333]	2+1	mNPR	Errors due to higher order corrections in the perturbative part are estimated to be 1.3%.
ETM 09 ETM 11A ETM 13B	[168, 334, 335]	2	–	The axial current is absolutely normalized.

Table 79: Operator renormalization in determinations of the D and D_s meson decay constants.

Collab.	Ref.	N_f	Action	Description
ETM 13F	[154]	2+1+1	tmWil	$0.15 \lesssim am_c \lesssim 0.20$. $D(a_{\min}) \geq 2\%$ also when the relative scale is set through $M_{c's'}$.
FNAL/MILC 12B FNAL/MILC 13	[328, 329]	2+1+1	HISQ (on HISQ)	$0.29 < am_c < 0.7$. Discretization errors estimated using different fit ansätze to be $\approx 1.5\%$ for $f_{D(s)}$.
HPQCD 12A	[330]	2+1	HISQ	$0.41 < am_c < 0.62$. Heavy-quark discretization errors estimated using different fit ansätze to be $\approx 1.2\%$.
FNAL/MILC 11	[331]	2+1	Fermilab	Discretization errors from charm quark estimated through a combination of Heavy Quark and Symanzik Effective Theories to be around 3% for $f_{D(s)}$ and negligible for the ratio.
PACS-CS 11	[332]	2+1	Tsukuba	$am_c \approx 0.57$. Heavy-quark discretization errors estimated to be at the percent level by power counting.
HPQCD 10A	[94]	2+1	HISQ	$0.193 < am_c < 0.825$. Heavy-quark discretization errors estimated by changing the fit-inputs to be $\approx 0.4\%$.
HPQCD/UKQCD 07	[164]	2+1	HISQ	$0.43 < am_c < 0.85$. Heavy-quark discretization errors estimated from the chiral/continuum fits to be $\approx 0.5\%$. $\delta(a_{\min})$ slightly > 1 for f_{D_s} .
FNAL/MILC 05	[333]	2+1	Fermilab	Discretization errors from charm quark estimated via heavy-quark power-counting at 4.2% for $f_{D(s)}$ and 0.5% for the ratio.
ETM 09 ETM 11A ETM 13B	[168, 334, 335]	2	tmWil	$0.16 < am_c < 0.23$. $D(a_{\min}) \approx 5\%$ in ETM 09.

Table 80: Heavy-quark treatment in determinations of the D and D_s meson decay constants.

B.5.2 $D \rightarrow \pi \ell \nu$ and $D \rightarrow K \ell \nu$ form factors

Collab.	Ref.	N_f	a [fm]	Continuum extrapolation	Scale setting
HPQCD 13C	[347]	2+1	0.09, 0.12	Modified z -expansion fit combining the continuum and chiral extrapolations and the momentum transfer dependence.	Relative scale r_1/a set from the static-quark potential. Absolute scale r_1 set from several quantities including f_π , f_K , and Υ $2S - 1S$ splitting c.f. HPQCD 09B [185].
HPQCD 10B, 11	[337, 341]	2+1	0.09, 0.12	Modified z -expansion fit combining the continuum and chiral extrapolations and the momentum transfer dependence. Leading discretization errors from $(am_c)^n$ charm-mass effects (see Table 85). Subleading $(aE)^n$ discretization corrections estimated to be 1.0% for both $D \rightarrow \pi$ and $D \rightarrow K$.	Relative scale r_1/a set from the static-quark potential. Absolute scale r_1 set from several quantities including f_π , f_K , and Υ $2S - 1S$ splitting c.f. HPQCD 09B [185]. Scale uncertainty estimated to be 0.7% in $D \rightarrow \pi$ and 0.2% in $D \rightarrow K$.
FNAL/MILC 04	[356]	2+1	0.12	Discretization effects from light-quark sector estimated to be 4% by power counting. Discretization effects from final-state pion and kaon energies estimated to be 5%.	Scale set through Υ $2S - 1S$ splitting c.f. HPQCD 03 [694]. Error in a^{-1} estimated to be 1.2%, but scale error in dimensionless form factor negligible compared to other uncertainties.
ETM 11B	[344]	2	0.068, 0.086, 0.102	Discretization errors estimated to be 5% for $D \rightarrow \pi$ and 3% for $D \rightarrow K$ from comparison of results in the continuum limit to those at the finest lattice spacing.	Scale set through f_π c.f. ETM 07A [685] and ETM 09C [240].

Table 81: Continuum extrapolations/estimation of lattice artifacts in determinations of the $D \rightarrow \pi \ell \nu$ and $D \rightarrow K \ell \nu$ form factors.

Collab.	Ref.	N_f	$M_{\pi,\min}$ [MeV]	Description
HPQCD 13C	[347]	2+1	390, 390	Modified z -expansion fit combining the continuum and chiral extrapolations and the momentum transfer dependence.
HPQCD 10B, 11	[337, 341]	2+1	390, 390	Modified z -expansion fit combining the continuum and chiral extrapolations and the momentum transfer dependence. Contributions to error budget from light valence and sea-quark mass dependence estimated to be 2.0% for $D \rightarrow \pi$ and 1.0% for $D \rightarrow K$.
FNAL/MILC 04	[356]	2+1	510	Fit to $S\chi$ PT, combined with the Becirevic-Kaidalov ansatz for the momentum transfer dependence of form factors. Error estimated to be 3% for $D \rightarrow \pi$ and 2% for $D \rightarrow K$ by comparing fits with and without one extra analytic term.
ETM 11B	[344]	2	270	$SU(2)$ tmHM χ PT plus Becirevic-Kaidalov ansatz for fits to the momentum transfer dependence of form factors. Fit uncertainty estimated to be 7% for $D \rightarrow \pi$ and 5% for $D \rightarrow K$ by considering fits with and without NNLO corrections of order $\mathcal{O}(m_\pi^4)$ and/or higher-order terms through E^5 , and by excluding data with $E \gtrsim 1$ GeV.

Table 82: Chiral extrapolation/minimum pion mass in determinations of the $D \rightarrow \pi\ell\nu$ and $D \rightarrow K\ell\nu$ form factors. For actions with multiple species of pions, masses quoted are the RMS pion masses. The different $M_{\pi,\min}$ entries correspond to the different lattice spacings.

Collab.	Ref.	N_f	L [fm]	$M_{\pi,\min}L$	Description
HPQCD 13C	[347]	2+1	2.4, 2.4/2.9	$\gtrsim 3.8$	No explicit estimate of FV error, but expected to be small for simulation masses and volumes.
HPQCD 10B, 11	[337, 341]	2+1	2.4, 2.4/2.9	$\gtrsim 3.8$	Finite volume effects estimated to be 0.04% for $D \rightarrow \pi$ and 0.01% for $D \rightarrow K$ by comparing the “ $m_\pi^2 \log(m_\pi^2)$ ” term in infinite and finite volume.
FNAL/MILC 04	[356]	2+1	2.4/2.9	$\gtrsim 3.8$	No explicit estimate of FV error, but expected to be small for simulation masses and volumes.
ETM 11B	[344]	2	2.2, 2.1/2.8, 2.4	$\gtrsim 3.7$	Finite volume uncertainty estimated to be at most 2% by considering fits with and without the lightest pion mass point at $m_\pi L \approx 3.7$.

Table 83: Finite volume effects in determinations of the $D \rightarrow \pi \ell \nu$ and $D \rightarrow K \ell \nu$ form factors. Each L -entry corresponds to a different lattice spacing, with multiple spatial volumes at some lattice spacings. For actions with multiple species of pions, the lightest pion masses are quoted.

Collab.	Ref.	N_f	Ren.	Description
HPQCD 13C	[347]	2+1	—	Scalar form factor extracted from absolutely normalized scalar current. Vector form factor extracted from both point-split spatial (normalized by requiring $Zf_+(0) = 1$ for flavourless currents and checking mass independence) and local temporal vector currents (normalized by matching to the scalar case using kinematic constraint at zero momentum transfer $f_+(0) = f_0(0)$).
HPQCD 10B, 11	[337, 341]	2+1	—	Form factor extracted from absolutely normalized scalar-current matrix element then using kinematic constraint at zero momentum-transfer $f_+(0) = f_0(0)$.
FNAL/MILC 04	[356]	2+1	mNPR	Size of two-loop correction to current renormalization factor assumed to be negligible.
ETM 11B	[344]	2	—	Form factors extracted from double ratios insensitive to current normalization.

Table 84: Operator renormalization in determinations of the $D \rightarrow \pi \ell \nu$ and $D \rightarrow K \ell \nu$ form factors.

Collab.	Ref.	N_f	Action	Description
HPQCD 13C	[347]	2+1	HISQ	Bare charm-quark mass $am_c \sim 0.41\text{--}0.63$. No explicit estimate of $(am_c)^n$ errors.
HPQCD 10B, 11	[337, 341]	2+1	HISQ	Bare charm-quark mass $am_c \sim 0.41\text{--}0.63$. Errors of $(am_c)^n$ estimated within modified z -expansion to be 1.4% for $D \rightarrow K$ and 2.0% for $D \rightarrow \pi$. Consistent with expected size of dominant one-loop cut-off effects on the finest lattice spacing, $\mathcal{O}(\alpha_S(am_c)^2(v/c)) \sim 1.6\%$.
FNAL/MILC 04	[356]	2+1	Fermilab	Discretization errors from charm quark estimated via heavy-quark power-counting to be 7%.
ETM 11B	[344]	2	tmWil	Bare charm-quark mass $am_c \sim 0.17\text{--}0.30$. Expected size of $\mathcal{O}((am_c)^2)$ cutoff effects on the finest lattice spacing consistent with quoted 5% continuum-extrapolation uncertainty.

Table 85: Heavy quark treatment in determinations of the $D \rightarrow \pi\ell\nu$ and $D \rightarrow K\ell\nu$ form factors.

B.6 Notes to section 8 on B -meson decay constants, mixing parameters, and form factors

In the following, we summarize the characteristics (lattice actions, pion masses, lattice spacings, etc.) of the recent $N_f = 2 + 1$ and $N_f = 2$ runs. We also provide brief descriptions of how systematic errors are estimated by the various authors. We focus on calculations with either preliminary or published quantitative results.

B.6.1 $B_{(s)}$ -meson decay constants

Collab.	Ref.	N_f	a [fm]	Continuum extrapolation	Scale setting
ALPHA 13 ALPHA 12A ALPHA 11	[364, 369, 403]	2	0.075, 0.065, 0.048	Combined continuum and chiral extrapolation with linear in a^2 term. Continuum extrapolation errors estimated to be 5 MeV in ALPHA 11.	Relative scale set from r_0 . Absolute scale set from f_K . Scale setting uncertainty included in combined statistical and extrapolation error.
ETM 13B, 13C ETM 12B ETM 11A	[334, 335, 392, 404]	2	0.098, 0.085, 0.067, 0.054	Combined continuum and chiral extrapolation, with a term linear in a^2 . ETM 12 and 13 include a heavier masses than ETM 11A. Discretization error included in combined statistical and systematic error, estimated by dropping the data at the coarsest lattice spacing as $\sim 0.5 - 1\%$.	Scale set from f_π . Scale setting uncertainty included in combined statistical and systematic error.
ETM 09D	[391]	2	0.098, 0.085, 0.067	Combined continuum and chiral extrapolation with a term linear in a^2 .	Scale set from f_π . Scale setting uncertainty included in combined statistical and systematic error.

Table 86: Continuum extrapolations/estimation of lattice artifacts in determinations of the B and B_s meson decay constants for $N_f = 2$ simulations.

Collab.	Ref.	N_f	a [fm]	Continuum extrapolation	Scale setting
ETM 13E	[398]	2+1+1	0.89, 0.82, 0.62	Combined continuum and chiral extrapolation, linear in a^2 .	Scale set from f_π . Scale setting uncertainty included in combined statistical and systematic error.
HPQCD 13	[399]	2+1+1	0.15, 0.12, 0.09	Combined continuum and chiral extrapolation. Continuum extrapolation errors estimated to be 0.7%.	Scale set from $\Upsilon(2S-1S)$ splitting, see Ref. [382]. Scale uncertainty included in statistical error.
RBC/UKQCD 13A	[400]	2+1	0.11, 0.086	Combined continuum and chiral extrapolation with linear in a^2 term. No systematic error estimate.	Scale set by the Ω baryon mass.
HPQCD 12	[401]	2+1	0.12, 0.09	Combined continuum and chiral extrapolation. Continuum extrapolation errors estimated to be 0.9%.	Relative scale r_1/a from the static-quark potential. Absolute scale r_1 from f_π , f_K , and $\Upsilon(2S-1S)$ splitting. Scale uncertainty estimated to be 1.1%.
HPQCD 11A	[365]	2+1	0.15, 0.12, 0.09, 0.06, 0.045	$am_Q \approx 0.2 - 0.85$. Combined continuum and HQET fit. Continuum extrapolation error estimated by varying the fit ansatz and the included data points to be 0.63%. Discretization errors appear to decrease with increasing heavy-meson mass.	Relative scale r_1/a from the static-quark potential. Absolute scale r_1 from f_π , f_K , and $\Upsilon(2S-1S)$ splitting. Scale uncertainty estimated to be 0.74%.
FNAL/MILC 11	[331]	2+1	0.15, 0.12, 0.09	Combined continuum and chiral extrapolation. Continuum extrapolation errors estimated to be 1.3%.	Relative scale r_1/a from the static-quark potential. Absolute scale r_1 from f_π , f_K , and $\Upsilon(2S-1S)$ splitting. Scale uncertainty estimated to be 1 MeV.
RBC/UKQCD 10C	[405]	2+1	0.11	One lattice spacing with discretization errors estimated by power counting as 3%.	Scale set by the Ω baryon mass. Combined scale and mass tuning uncertainties on f_{B_s}/f_B estimated as 1%.
HPQCD 09	[402]	2+1	0.12, 0.09	Combined continuum and chiral extrapolation. Continuum extrapolation errors estimated to be 3%.	Relative scale r_1/a from the static-quark potential. Absolute scale r_1 from the $\Upsilon(2S-1S)$ splitting. Scale uncertainty estimated to be 2.3%.

Table 87: Continuum extrapolations/estimation of lattice artifacts in determinations of the B and B_s meson decay constants for $N_f = 2 + 1 + 1$ and $N_f = 2 + 1$ simulations.

Collab.	Ref.	N_f	$M_{\pi,\min}$ [MeV]	Description
ETM 13B, 13C ETM 12B ETM 11A	[334, 335, 392, 404]	2	410, 275, 300, 270	$M_{\pi,\min}$ refers to the charged pions. Linear and NLO (full QCD) HM χ PT supplemented by an a^2 term is used. The chiral fit error is estimated from the difference between the NLO HM χ PT and linear fits with half the difference used as estimate of the systematic error. For the static limit calculation in ETM 11A, Φ_s^{stat} is extrapolated assuming a constant in light quark mass. The ratio $\Phi_s^{\text{stat}}/\Phi_\ell^{\text{stat}}$ is fit using three different chiral fit forms (NLO HM χ PT, linear, and quadratic) to estimate the chiral fit error.
ETM 09D	[391]	2	410, 275, 300	$M_{\pi,\min}$ refers to the charged pions. Linear and NLO (full QCD) HM χ PT is used. The final result given by the average of NLO HMChIPT and linear <i>Ansätze</i> \pm half the difference).
ALPHA 13 ALPHA 12A	[369, 403]	2	270, 190, 270	LO and NLO HMChPT supplemented by a term linear in a^2 are used. The final result is an average between LO and NLO with half the difference used as estimate of the systematic error.
ALPHA 11	[364]	2	331, 268, 267	Linear and NLO (full QCD) HMChPT supplemented by a term linear in a^2 are used. The final result is an average between linear and NLO fits with half the difference used as estimate of the systematic error.

Table 88: Chiral extrapolation/minimum pion mass in determinations of the B and B_s meson decay constants for $N_f = 2$ simulations. For actions with multiple species of pions, masses quoted are the RMS pion masses. The different $M_{\pi,\min}$ entries correspond to the different lattice spacings.

Collab.	Ref.	N_f	$M_{\pi,\min}$ [MeV]	Description
ETM 13E	[398]	2+1+1	245, 239, 211	$M_{\pi,\min}$ refers to the charged pions. Linear and NLO (full QCD) HM χ PT supplemented by an a^2 term is used for the SU(3) breaking ratios. The chiral fit error is estimated from the difference between the NLO HM χ PT and linear fits with half the difference used as estimate of the systematic error. The ratio z_s is fit using linear light quark mass dependence supplemented by an a^2 term.
HPQCD 13	[399]	2+1+1	310, 294, 173	Two or three pion masses at each lattice spacing, one each with a physical mass GB pion. NLO (full QCD) HM χ PT supplemented by generic a^2 and a^4 terms is used to interpolate to the physical pion mass.
RBC/UKQCD 13A	[400]	2+1	329, 289	Three (two) light quark masses per lattice spacing. NLO SU(2) HM χ PT is used. No systematic error estimate.
HPQCD 12	[401]	2+1	390, 390	Two or three pion masses at each lattice spacing. NLO (full QCD) HM χ PT supplemented by NNLO analytic terms and generic a^2 and a^4 terms is used. The systematic error is estimated by varying the fit Ansatz, in particular for the NNLO analytic terms and the a^{2n} terms.
HPQCD 11A	[365]	2+1	570, 450, 390, 330, 330	One light sea quark mass only at each lattice spacing. The sea-quark mass dependence is assumed to be negligible, based on the calculation of f_{D_s} in Ref. [94], where the sea quark extrapolation error is estimated as 0.34%.
FNAL/MILC 11	[331]	2+1	570, 440, 320	Three to five sea-quark masses per lattice spacing, and 9 – 12 valence light quark masses per ensemble. NLO partially quenched HMrS χ PT including $1/m$ terms and supplemented by NNLO analytic and $\alpha_s^2 a^2$ terms is used. The systematic error is estimated by varying the fit Ansatz, in particular the NNLO analytic terms and the chiral scale.
RBC/UKQCD 10C	[405]	2+1	430	Three light quark masses at one lattice spacing. NLO SU(2) χ PT is used. The systematic error is estimated from the difference between NLO χ PT and linear fits as $\sim 7\%$.
HPQCD 09	[402]	2+1	440, 400	Four or two pion masses per lattice spacing. NLO (full QCD) HMrS χ PT supplemented by NNLO analytic terms and $\alpha_s a^2, a^4$ terms is used. The chiral fit error is estimated by varying the fit Ansatz, in particular, by adding or removing NNLO and discretization terms.

Table 89: Chiral extrapolation/minimum pion mass in determinations of the B and B_s meson decay constants for $N_f = 2 + 1 + 1$ and $N_f = 2 + 1$ simulations. For actions with multiple species of pions, masses quoted are the RMS pion masses. The different $M_{\pi,\min}$ entries correspond to the different lattice spacings.

Collab.	Ref.	N_f	L [fm]	$M_{\pi, \min} L$	Description
ETM 13E	[398]	2+1+1	2.84/2.13, 2.61/1.96, 2.97	3.53, 3.16, 3.19	FV error estimated how?
HPQCD 13	[399]	2+1+1	2.4/3.5/4.7, 2.9/3.8/5.8, 2.8/5.6	3.30, 3.88, 3.66	The analysis uses finite-volume χ PT.
RBC/UKQCD 13A	[400]	2+1	2.6, 2.75	4.54, 4.05	No FV error estimate.
HPQCD 12	[401]	2+1	2.4/2.9, 2.5/3.6	3.84, 4.21	FV error is taken from Ref. [164] for HPQCD's D meson analysis, where it was estimated using finite volume χ PT.
HPQCD 11A	[365]	2+1	2.4, 2.4, 2.5, 2.9, 2.9	3.93, 4.48, 4.14, 4.49, 4.54	FV error is assumed to negligible.
FNAL/MILC 11	[331]	2+1	2.4, 2.4/2.9, 2.5/3.6	3.93, 3.78, 4.14	FV error is estimated using finite-volume χ PT.
RBC/UKQCD 10C	[405]	2+1	1.8	3.9	FV error estimated using finite-volume χ PT to be 1% for SU(3) breaking ratios.
HPQCD 09	[402]	2+1	2.4/2.9, 2.5	3.78, 4.14	FV error is assumed to negligible.
ETM 13B, 13C ETM 12B ETM 11A	[334, 404] [392] [335]	2	2.4, 2.0/2.7, 2.1, 1.7/2.6	5, 3.7, 3.3, 3.5	FV errors are found to be negligible by comparing results at $m_\pi L = 3.3$ and $m_\pi L = 4.3$ for $m_\pi \simeq 310$ MeV.
ALPHA 13 ALPHA 12A ALPHA 11	[403] [369] [364]	2	2.4, 2.1/4.2 [3.1], 2.3/3.1	5.2, 4.1, 4.2	No explicit estimate of FV errors, but expected to be much smaller than other uncertainties.

Table 90: Finite volume effects in determinations of the B and B_s meson decay constants. Each L -entry corresponds to a different lattice spacing, with multiple spatial volumes at some lattice spacings.

Collab.	Ref.	N_f	Ren.	Description
ETM 13E	[398]	2+1+1	-, PT1 ℓ	The current used for the relativistic decay constants is absolutely normalized. The ratio is constructed from the relativistic decay constant data and the heavy-quark pole masses. Ratios of pole-to- $\overline{\text{MS}}$ mass conversion factors are included at NLO in continuum perturbation theory.
HPQCD 13	[399]	2+1+1	PT1 ℓ	The NRQD effective current is matched through $O(1/m)$ and renormalized using one-loop PT. Included are all terms through $O(\alpha_s)$, $O(\alpha_s a)$, $O(\Lambda_{\text{QCD}}/M)$, $O(\alpha_s/aM)$, $O(\alpha_s \Lambda_{\text{QCD}}/M)$. The dominant error is due unknown $O(\alpha_s^2)$ contributions to the current renormalization. The perturbation theory used in this work is the same as in HPQCD 09 and 12, but is rearranged to match the mNPR method. Using the fact that the heavy-heavy temporal vector current is normalized, and that the light-light HISQ vector current receives a small one-loop correction, the error is estimated as $\sim 1.4\%$.
RBC/UKQCD 13A	[400]	2+1	mNPR	No systematic error estimate.
HPQCD 12/09	[401, 402]	2+1	PT1 ℓ	The NRQD effective current is matched through $O(1/m)$ and renormalized using one-loop PT. Included are all terms through $O(\alpha_s)$, $O(\alpha_s a)$, $O(\Lambda_{\text{QCD}}/M)$, $O(\alpha_s/aM)$, $O(\alpha_s \Lambda_{\text{QCD}}/M)$. The dominant error is due unknown $O(\alpha_s^2)$ contributions to the current renormalization. The authors take the perturbative error as $\sim 2\rho_0 \alpha_s^2$, where ρ_0 is the coefficient of the one-loop correction to the leading term, which yields an error of $\sim 4\%$.
HPQCD 11A	[365]	2+1	-	This work uses PCAC together with an absolutely normalized current.
FNAL/MILC 11	[331]	2+1	mNPR	The authors' estimate of the perturbative errors is comparable in size to the actual one-loop corrections.
RBC/UKQCD 10C	[405]	2+1	PT1 ℓ	The static-light current is matched through $O(\alpha_s a, \alpha_s)$ and renormalized using one-loop tadpole improved PT. For massless light quarks, the renormalization factors cancel in the ratio of decay constants.

Table 91: Description of the renormalization/matching procedure adopted in the determinations of the B and B_s meson decay constants for $N_f = 2 + 1$ simulations.

Collab.	Ref.	N_f	Ren.	Description
ALPHA 13 ALPHA 12A ALPHA 11	[403] [369] [364]	2	NPR	The authors use the Schrödinger functional for the NP matching.
ETM 13B, 13C ETM 12B ETM 11A	[334, 404] [392] [335]	2	–, PT1 ℓ	The current used for the relativistic decay constants is absolutely normalized. Interpolation method: The static limit current renormalization is calculated in one-loop mean field improved perturbation theory, there half the correction is used to estimate the error. Ratio method: The ratio is constructed from the relativistic decay constant data and the heavy-quark pole masses. Ratios of pole-to- $\overline{\text{MS}}$ mass conversion factors are included at NLO in continuum perturbation theory.

Table 92: Description of the renormalization/matching procedure adopted in the determinations of the B and B_s meson decay constants for $N_f = 2$ simulations.

Collab.	Ref.	N_f	Action	Description
ETM 13E	[398]	2+1+1	tmWil	The estimate of the discretization effects is described in the continuum table. The relativistic data are matched to HQET using NLO continuum PT in an intermediate step, and converted back to QCD at the end. The error due to HQET matching (estimated by replacing the NLO expressions with LO) is a very small contribution to the systematic error due to the heavy quark mass dependence.
HPQCD 13	[399]	2+1+1	NRQCD	HQ truncation effects estimated as in HPQCD 09 to be 1.0%
RBC/UKQCD 13A	[400]	2+1	RHQ	No estimate of HQ discretization errors.
HPQCD 12	[401]	2+1	NRQCD	HQ truncation effects estimated as in HPQCD 09 to be 1.0%
HPQCD 11A	[365]	2+1	HISQ	The analysis uses a combined continuum and $1/m$ extrapolation.
FNAL/MILC 11	[331]	2+1	Fermilab	HQ discretization effects are included in the combined chiral and continuum fits, and are estimated by varying the fit Ansatz and excluding the data at the coarsest lattice spacing to be $\sim 2\%$, consistent with simple power counting estimates but larger than the residual discretization errors observed in the data.
RBC/UKQCD 10C	[405]	2+1	Static	Truncation effects of $\mathcal{O}(1/m_h)$ on the SU(3) breaking ratios are estimated by power counting to be 2%.
HPQCD 09	[402]	2+1	NRQCD	The leading HQ truncation effects are of $\mathcal{O}(\alpha_s \Lambda_{\text{QCD}}/m_h)$ due to the tree-level coefficient of the $\boldsymbol{\sigma} \cdot \mathbf{B}$ term. The error is estimated by calculating the $B^* - B$ hyperfine splitting and comparing with experiment as 1%.
ALPHA 13 ALPHA 12A ALPHA 11	[403] [369] [364]	2	HQET	NP improved through $\mathcal{O}(1/m_h)$. Truncation errors of $\mathcal{O}(\Lambda_{\text{QCD}}/m_h)^2$ are not included.
ETM 13B, 13C ETM 12B ETM 11A	[334, 404] [392] [335]	2	tmWil	The estimate of the discretization effects is described in the continuum table. In both methods the relativistic data are matched to HQET using NLO continuum PT in an intermediate step, and converted back to QCD at the end. The error due to HQET matching (estimated by replacing the NLO expressions with LO) is a very small contribution to the systematic error due to the heavy quark mass dependence. The variation observed from adding heavier masses to their data and/or including $1/m_h^3$ terms is 0.4 – 1.3%.

Table 93: Heavy quark treatment in determinations of the B and B_s meson decay constants.

B.6.2 $B_{(s)}$ -meson mixing matrix elements

Collab.	Ref.	N_f	a [fm]	Continuum extrapolation	Scale setting
FNAL/MILC 12	[414]	2+1	0.12, 0.09	Combined continuum and chiral extrapolation with NLO rHMS χ PT, NNLO analytic and generic $\mathcal{O}(\alpha_s^2 a^2, a^4)$ terms. Combined statistical, chiral and light-quark discretization error is estimated, by examining the variation with different fit Ansätze to be 3.7% on ξ .	Relative scale r_1/a is set via static quark potential. Absolute scale $r_1 = 0.3117(22)$ fm is determined [331] through averaging the f_π input and the estimate of HPQCD collaboration [185]. The scale uncertainty on ξ is estimated as 0.2%.
FNAL/MILC 11A	[411]	2+1	0.12, 0.09, 0.06	Combined continuum and chiral extrapolation with NLO rHMS χ PT, NNLO analytic and generic $\mathcal{O}(\alpha_s^2 a^2, a^4)$ terms.	See above. The error in r_1 yields a 3% uncertainty on $f_B^2 B_B$.
RBC/UKQCD 10C	[405]	2+1	0.11	Only one lattice spacing is used. Discretization error is estimated to be 4% on ξ by power counting.	Scale is set using the Ω^- mass as input [79]. The error on ξ due to the combined scale and light quark mass uncertainties is estimated as 1%.
HPQCD 09	[402]	2+1	0.12, 0.09	Combined continuum and chiral extrapolation with NLO rHMS χ PT and NNLO analytic terms. Light-quark discretization error is estimated as 3, 2 and 0.3% for $f_B \sqrt{B_B}$, $f_{B_s} \sqrt{B_{B_s}}$ and ξ respectively.	Relative scale r_1/a is set via static quark potential. Absolute scale $r_1 = 0.321(5)$ fm is determined through Υ mass [379]. The error on $f_B \sqrt{B_B}$ due to the scale uncertainty is estimated as 2.3%.
HPQCD 06A	[412]	2+1	0.12	Only one lattice spacing is used. Light-quark discretization error on $f_{B_s}^2 B_{B_s}$ is estimated as 4% by power counting.	Scale is set using the Υ $2S - 1S$ splitting as input [379]. The error on $f_B^2 B_B$ due to the scale uncertainty is estimated as 5%.

Table 94: Continuum extrapolations/estimation of lattice artifacts in determinations of the neutral B -meson mixing matrix elements for $N_f = 2 + 1$ simulations.

Collab.	Ref.	N_f	a [fm]	Continuum extrapolation	Scale setting
ETM 13B	[334]	2	0.098, 0.085, 0.067, 0.054	Combined chiral and continuum extrapolation, with a term linear in a^2 . Discretization error is estimated by omitting the coarsest lattice as 0.5, 1.7, 1.3 and 1.0 % for B_{B_s} , B_B , B_{B_s}/B_B and ξ respectively. The heavy-quark masses vary in the range $0.13 \lesssim am_h \lesssim 0.85$.	See below.
ETM 12A,12B	[392, 413]	2	0.098, 0.085, 0.067	Combined chiral and continuum extrapolation, with a term linear in a^2 . Discretization error included in combined statistical, chiral and continuum extrapolation error and estimated as 4.5%. The heavy-quark masses vary in the range $0.25 \lesssim am_h \lesssim 0.6$.	Relative scale r_0/a set from the static quark potential. Absolute scale set from f_π . Scale setting uncertainty included in combined statistical and systematic error.

Table 95: Continuum extrapolations/estimation of lattice artifacts in determinations of the neutral B -meson mixing matrix elements for $N_f = 2$ simulations.

Collab.	Ref.	N_f	$M_{\pi,\min}$ [MeV]	Description
FNAL/MILC 12	[414]	2+1	440, 320	Combined continuum and chiral extrapolation with NLO rHMS χ PT and NNLO analytic terms. See the entry in Table 94. The omission of wrong-spin contributions [415] in the HMrS χ PT is treated as a systematic error and estimated to be 3.2% for ξ .
FNAL/MILC 11A	[411]	2+1	440, 320, 250	Combined continuum and chiral extrapolation with NLO rHMS χ PT and NNLO analytic terms.
RBC/UKQCD 10C	[405]	2+1	430	Linear fit matched with $SU(2)$ NLO HM χ PT at the lightest ud mass point is used as the preferred fit. Many different fit Ansätze are considered. The systematic error is estimated from the difference between the $SU(2)$ HM χ PT fit described above and a linear fit.
HPQCD 09	[402]	2+1	440, 400	Combined continuum and chiral extrapolation with NLO rHMS χ PT and NNLO analytic terms.
HPQCD 06A	[412]	2+1	510	Two sea ud quark masses $m_{ud}/m_s = 0.25$ and 0.5 are used to calculate the matrix element for B_s meson at the predetermined value of the strange quark mass. No significant sea quark mass dependence is observed and the value at the lighter sea ud mass is taken as the result.
ETM 13B ETM 12A,12B	[334] [392, 413]	2	410, 275, 300, 270	$M_{\pi,\min}$ refers to the charged pions, where 270 MeV on the finest lattice only included in ETM 13. Linear and NLO (full QCD) HM χ PT supplemented by an a^2 term is used. The chiral fit error is estimated from the difference between the NLO HM χ PT and linear fits.

Table 96: Chiral extrapolation/minimum pion mass in determinations of the neutral B -meson mixing matrix elements. For actions with multiple species of pions, masses quoted are the RMS pion masses. The different $M_{\pi,\min}$ entries correspond to the different lattice spacings.

Collab.	Ref.	N_f	L [fm]	$M_{\pi,\min}L$	Description
FNAL/MILC 12	[414]	2+1	2.4/2.9, 2.5	$\gtrsim 3.8$	FV error is estimated to be less than 0.1% for $SU(3)$ breaking ratios from FV HMrS χ PT.
FNAL/MILC 11A	[411]	2+1	2.4/2.9, 2.5/2.9/3.6, 3.8	$\gtrsim 3.8$	FV error on $f_B\sqrt{B_B}$ is estimated to be less than 1%, which is inferred from the study of the B -meson decay constant using FV HM χ PT [331].
RBC/UKQCD 10C	[405]	2+1	1.8	$\gtrsim 3.9$	FV error estimated through FV HM χ PT as 1% for $SU(3)$ breaking ratios.
HPQCD 09	[402]	2+1	2.4/2.9, 2.5	$\gtrsim 3.8$	No explicit estimate of FV error, but expected to be much smaller than other uncertainties.
HPQCD 06A	[412]	2+1	2.4	$\gtrsim 4.5$	No explicit estimate of FV error, but expected to be much smaller than other uncertainties.
ETM 13B ETM 12A,12B	[334] [392, 413]	2	2.4, 2.0/2.7, 2.1, 1.7/2.6	$\gtrsim 3.2$	$L = 1.7/2.6$ fm only included in ETM 13. FV error is assumed to be negligible based on the study of D -meson decay constants in Ref. [168].

Table 97: Finite volume effects in determinations of the neutral B -meson mixing matrix elements. Each L -entry corresponds to a different lattice spacing, with multiple spatial volumes at some lattice spacings. For actions with multiple species of pions, the lightest masses are quoted.

Collab.	Ref.	N_f	Ren.	Description
FNAL/MILC 12	[414]	2+1	PT1l	One-loop mean-field improved PT is used to renormalize the four-quark operators with heavy quarks rotated to eliminate tree-level $O(a)$ errors. The error from neglecting higher order corrections is estimated to be 0.5% on ξ .
FNAL/MILC 11A	[411]	2+1	PT1l	One-loop mean-field improved PT is used to renormalize the four-quark operators with heavy quarks rotated to eliminate tree-level $O(a)$ errors. The error from neglected higher order corrections is estimated to be 4% on $f_B\sqrt{B_B}$.
RBC/UKQCD 10C	[405]	2+1	PT1l	Static-light four-quark operators are renormalized with one-loop mean field improved PT. The error due to neglected higher order effects is estimated to be 2.2% on ξ .
HPQCD 09	[402]	2+1	PT1l	Four-quark operators in lattice NRQCD are matched to QCD through order α_s , Λ_{QCD}/M and $\alpha_s/(aM)$ [695] using one-loop PT. The error due to neglected higher order effects is estimated to be 4% on $f_B\sqrt{B_B}$ and 0.7% on ξ .
HPQCD 06A	[412]	2+1	PT1l	Four-quark operators in lattice NRQCD are matched to full QCD through order α_s , Λ_{QCD}/M and $\alpha_s/(aM)$ [695]. The error is estimated as $\sim 1 \cdot \alpha_s^2$ to be 9% on $f_{B_s}^2 B_{B_s}$.
ETM 13B, 12A, 12B	[334, 392, 413]	2	NPR	The bag parameters are nonperturbatively renormalized in the RI'-MOM scheme. They are calculated as functions of the ($\overline{\text{MS}}$) heavy-quark mass (renormalized nonperturbatively in RI/MOM).

Table 98: Operator renormalization in determinations of the neutral B -meson mixing matrix elements.

Collab.	Ref.	N_f	Action	Description
FNAL/MILC 12	[414]	2+1	Fermilab	The heavy-quark discretization error on ξ is estimated to be 0.3 %. The error on ξ due to the uncertainty in the b -quark mass is estimated to be 0.4 %.
FNAL/MILC 11A	[411]	2+1	Fermilab	The heavy-quark discretization error on $f_B\sqrt{B_B}$ is estimated as 4% using power-counting.
RBC/UKQCD 10C	[405]	2+1	Static	Two different static-quark actions with Ape and HYP smearings are used. The discretization error on ξ is estimated as $\sim 4\%$ and the error due to the missing $1/m_b$ corrections as $\sim 2\%$, both using power-counting.
HPQCD 09	[402]	2+1	NRQCD	Heavy-quark truncation errors due to relativistic corrections are estimated to be 2.5, 2.5 and 0.4 % for $f_B\sqrt{B_B}$, $f_{B_s}\sqrt{B_{B_s}}$ and ξ respectively.
HPQCD 06A	[412]	2+1	NRQCD	Heavy-quark truncation errors due to relativistic corrections are estimated to be 3% for $f_{B_s}^2 B_{B_s}$.
ETM 13B ETM 12A,12B	[334] [392, 413]	2	tmWilson	The ratio method is used to perform an interpolation to the physical b quark mass from the simulated heavy mass and the known static limit. In an intermediate step, the ratios include HQET matching factors calculated to tree-level, leading-log, and next-to-leading-log (ETM 13 only) in continuum PT. The interpolation uses a polynomial up to quadratic in the inverse quark-mass. The systematic errors added together with those of the chiral fit are estimated as 1.3 – 1.6% for bag parameters for ETM 13, while they are estimated from changing the interpolating polynomial as 2% and from changing the order of HQET matching factors as 3% for ETM 12A and 12B.

Table 99: Heavy-quark treatment in determinations of the neutral B -meson mixing matrix elements.

B.6.3 $B \rightarrow \pi \ell \nu$ form factor

Collab.	Ref.	N_f	a [fm]	Continuum extrapolation	Scale setting
FNAL/MILC 08A	[350]	2+1	0.09, 0.12	Fit to rHMS χ PT to remove light-quark discretization errors. Residual heavy-quark discretization errors estimated with power-counting to be 3.4%.	Relative scale r_1/a set from the static-quark potential. Absolute scale r_1 set through f_π cf. MILC 07 [686]; error in scale taken to be difference from scale set through $\Upsilon 2S - 1S$ splitting c.f. HPQCD 05B [379]. Scale-uncertainty estimated at between 1% and 1.5% in the range of q^2 explored.
HPQCD 06	[426]	2+1	0.09,0.12	Central values obtained from data at $a = 0.12$ fm. Discretization errors observed to be within the statistical error by comparison with data at $a = 0.09$ fm.	Relative scale r_1/a set from the static-quark potential. Absolute scale r_1 set through $\Upsilon 2S - 1S$ splitting c.f. HPQCD 05B [379].

Table 100: Continuum extrapolations/estimation of lattice artifacts in determinations of the $B \rightarrow \pi \ell \nu$ form factor.

Collab.	Ref.	N_f	$M_{\pi,\min}$ [MeV]	Description
FNAL/MILC 08A	[350]	2+1	400, 440	Simultaneous chiral-continuum extrapolation and q^2 interpolation using $SU(3)$ rHMS χ PT. Systematic error estimated by adding higher-order analytic terms and varying the B^*-B - π coupling.
HPQCD 06	[426]	2+1	400, 440	First interpolate data at fixed quark mass to fiducial values of E_π using the Becirevic-Kaidalov and Ball-Zwicky ansätze, then extrapolate data at fixed E_π to physical quark masses using $SU(3)$ rHMS χ PT. Systematic error estimated by varying interpolation and extrapolation fit functions.

Table 101: Chiral extrapolation/minimum pion mass in determinations of the $B \rightarrow \pi \ell \nu$ form factor. For actions with multiple species of pions, masses quoted are the RMS pion masses. The different $M_{\pi,\min}$ entries correspond to the different lattice spacings.

Collab.	Ref.	N_f	L [fm]	$M_{\pi, \min} L$	Description
FNAL/MILC 08A	[350]	2+1	2.4, 2.4/2.9	$\gtrsim 3.8$	Estimate FV error to be 0.5% using 1-loop rHMS χ PT.
HPQCD 06	[426]	2+1	2.4/2.9	$\gtrsim 3.8$	No explicit estimate of FV error, but expected to be much smaller than other uncertainties.

Table 102: Finite volume effects in determinations of the $B \rightarrow \pi \ell \nu$ form factor. Each L -entry corresponds to a different lattice spacing, with multiple spatial volumes at some lattice spacings. For actions with multiple species of pions, the lightest masses are quoted.

Collab.	Ref.	N_f	Ren.	Description
FNAL/MILC 08A	[350]	2+1	mNPR	Perturbative truncation error estimated at 3% with size of 1-loop correction on finer ensemble.
HPQCD 06	[426]	2+1	PT1 ℓ	Currents included through $\mathcal{O}(\alpha_S \Lambda_{\text{QCD}}/M, \alpha_S/(aM), \alpha_S a \Lambda_{\text{QCD}})$. Perturbative truncation error estimated from power-counting.

Table 103: Operator renormalization in determinations of the $B \rightarrow \pi \ell \nu$ form factor.

Collab.	Ref.	N_f	Action	Description
FNAL/MILC 08A	[350]	2+1	Fermilab	Discretization errors in $f + (q^2)$ from heavy-quark action estimated to be 3.4% by heavy-quark power-counting.
HPQCD 06	[426]	2+1	NRQCD	Discretization errors in $f_+(q^2)$ estimated to be $\mathcal{O}(\alpha_s(a\Lambda_{\text{QCD}})^2) \sim 3\%$. Relativistic errors estimated to be $\mathcal{O}((\Lambda_{\text{QCD}}/M)^2) \sim 1\%$.

Table 104: Heavy quark treatment in determinations of the $B \rightarrow \pi \ell \nu$ form factor.

B.6.4 $B \rightarrow D\ell\nu$ and $B \rightarrow D^*\ell\nu$ form factors and $R(D)$

Collab.	Ref.	N_f	a [fm]	Continuum extrapolation	Scale setting
FNAL/MILC 13B $B \rightarrow D^*$	[446]	2+1	0.045, 0.06, 0.09, 0.12, 0.15	See FNAL/MILC 10.	See below.
FNAL/MILC 13B $B \rightarrow D$	[446]	2+1	0.045, 0.06, 0.09, 0.12	Continuum extrapolation using rHMS χ PT to remove light-quark discretization errors. Residual discretization errors estimated from power-counting to be 2% in h_+ (the dominant contributor to f_+) and 10% in h_- .	Relative scale r_1/a set from the static-quark potential. Absolute scale r_1 set through combination of f_π from MILC 09B [696] and several quantities including Υ splittings from HPQCD [185], as described in [331].
FNAL/MILC 12A	[452]	2+1	0.09, 0.12	Continuum extrapolation using rHMS χ PT to remove light-quark discretization errors. Residual discretization errors estimated to be very small for the ratio of branching fractions $R(D)$ at 0.2%	See below.
FNAL/MILC 10	[443]	2+1	0.06, 0.09, 0.12, 0.15	Continuum extrapolation using rHMS χ PT to remove light-quark discretization errors. Residual discretization errors estimated to be 1.0% from power-counting. Further, the data displays no observable trend with lattice spacing.	Relative scale r_1/a set from the static-quark potential. Absolute scale r_1 set through f_π c.f. MILC 09B [696]. Comparison with r_1 set via other quantities by HPQCD [185] shows negligible change.
FNAL/MILC 08	[444]	2+1	0.09, 0.12, 0.15	Continuum extrapolation using rHMS χ PT to remove light-quark discretization errors. Residual discretization errors estimated to be 1.5% from power-counting and by comparison of data at 0.12 and 0.09 fm.	Relative scale r_1/a set from the static-quark potential. Absolute scale r_1 set through f_π c.f. MILC 07 [686]. Comparison with scale set through Υ $2S - 1S$ shows negligible change.

Table 105: Continuum extrapolations/estimation of lattice artifacts in determinations of the $B \rightarrow D\ell\nu$, $B \rightarrow D^*\ell\nu$, $B_s \rightarrow D_s\ell\nu$ form factors and of $R(D)$.

Collab.	Ref.	N_f	a [fm]	Continuum extrapolation	Scale setting
FNAL/MILC 04A	[445]	2+1	0.12	Central value obtained from data at a single lattice spacing. Comparison with quenched simulations at different lattice spacings interpreted as indication of small discretization effects.	Relative scale r_1/a set from the static-quark potential. Absolute scale r_1 set through Υ $2S - 1S$ splitting c.f. HPQCD 03 [694].
Atoui 13	[448]	2	0.054, 0.067, 0.085, 0.098	Combined continuum and chiral extrapolation, with linear terms in a^2 and m_{sea} . No dependence on a or m_{sea} observed within errors. Stability of results vs fits with no m_{sea} dependence checked.	Scale set through F_π .

Table 106: (cntd.) Continuum extrapolations/estimation of lattice artifacts in determinations of the $B \rightarrow D\ell\nu$, $B \rightarrow D^*\ell\nu$, $B_s \rightarrow D_s\ell\nu$ form factors and of $R(D)$.

Collab.	Ref.	N_f	$M_{\pi,\min}$ [MeV]	Description
FNAL/MILC 13B $B \rightarrow D^*$	[446]	2+1	330, 260, 280, 470, 590	Simultaneous chiral-continuum extrapolation using $SU(3)$ rHMS χ PT. Systematic error estimated by adding higher-order analytic terms, varying the D^* - D - π coupling, and comparison with continuum $HM\chi$ PT.
FNAL/MILC 13B $B \rightarrow D$	[446]	2+1	330, 260, 280, 470	Simultaneous chiral-continuum extrapolation using $SU(3)$ rHMS χ PT supplemented by terms analytic in $(w - 1)$ to interpolate at nonzero recoil. Systematic error included in statistical errors via inclusion of NNLO analytic terms and D^* - D - π coupling with Bayesian priors.
FNAL/MILC 12A	[452]	2+1	400, 440	See below.
FNAL/MILC 10	[443]	2+1	340, 320, 440, 570	See below.
FNAL/MILC 08	[444]	2+1	320, 440, 570	Simultaneous chiral-continuum extrapolation using $SU(3)$ rHMS χ PT. Systematic errors estimated by adding higher-order analytic terms and varying the D^* - D - π coupling.
FNAL/MILC 04A	[445]	2+1	510	Linear extrapolation in the light-quark mass.
Atoui 13	[448]	2	270, 300, 270, 410	Combined continuum and chiral extrapolation, with linear terms in a^2 and m_{sea} . No dependence on a or m_{sea} observed within errors. Stability of results vs fits with no m_{sea} dependence checked.

Table 107: Chiral extrapolation/minimum pion mass in determinations of the $B \rightarrow D\ell\nu$, $B \rightarrow D^*\ell\nu$, $B_s \rightarrow D_s\ell\nu$ form factors and of $R(D)$. For actions with multiple species of pions, masses quoted are the RMS pion masses. The different $M_{\pi,\min}$ entries correspond to the different lattice spacings.

Collab.	Ref.	N_f	L [fm]	$M_{\pi,\min}L$	Description
FNAL/MILC 13B $B \rightarrow D^*$	[446]	2+1	2.9, 2.9/3.4/3.8, 2.4/2.7/3.4/5.5, 2.4/2.9, 2.4	$\gtrsim 3.8$	Estimate FV error to be negligible using 1-loop rHMS χ PT.
FNAL/MILC 13B $B \rightarrow D$	[446]	2+1	2.9, 2.9/3.4/3.8, 2.4/2.7/3.4/5.5, 2.4/2.9	$\gtrsim 3.8$	FV error estimated to be negligible.
FNAL/MILC 12A	[452]	2+1	2.5, 2.4	$\gtrsim 3.8$	FV error estimated to be negligible in [453].
FNAL/MILC 10	[443]	2+1	2.8, 2.4/3.4, 2.4/2.9, 2.4	$\gtrsim 3.8$	See below.
FNAL/MILC 08	[444]	2+1	2.4/3.4, 2.4/2.9, 2.4	$\gtrsim 3.8$	Estimate FV error to be negligible using 1-loop rHMS χ PT.
FNAL/MILC 04A	[445]	2+1	2.4/2.9	$\gtrsim 4.5$	No estimate of FV error quoted.
Atoui 13	[448]	2	1.7/2.6, 2.1, 2.0/2.7, 2.4	$\gtrsim 3.6$	No volume dependence observed within errors.

Table 108: Finite volume effects in determinations of the $B \rightarrow D\ell\nu$, $B \rightarrow D^*\ell\nu$, $B_s \rightarrow D_s\ell\nu$ form factors and of $R(D)$. Each L -entry corresponds to a different lattice spacing, with multiple spatial volumes at some lattice spacings. For actions with multiple species of pions, the lightest pion masses are quoted.

Collab.	Ref.	N_f	Ren.	Description
FNAL/MILC 13B $B \rightarrow D^*$	[446]	2+1	mNPR	See error estimate for h_+ below.
FNAL/MILC 13B $B \rightarrow D$	[446]	2+1	mNPR	See FNAL/MILC 08A. A 0.4% perturbative truncation error for h_+ (the dominant contributor to f_+) is estimated from α_s^2 times the largest 1-loop coefficient observed in the relevant mass range for all similar currents, while a conservative 20% error is taken for h_- .
FNAL/MILC 12A	[452]	2+1	mNPR	Only the relative matching of the spatial and temporal components of currents is relevant for the ratio $R(D)$. Uncertainty for this is estimated to be 0.4%.
FNAL/MILC 10	[443]	2+1	mNPR	See below. A 0.3% perturbative truncation error is estimated.
FNAL/MILC 08	[444]	2+1	mNPR	Majority of current renormalization factor cancels in double ratio of lattice correlation functions. Remaining correction calculated with 1-loop tadpole-improved lattice perturbation theory. 0.3% perturbative truncation error estimated from size of one-loop correction on finest ensemble.
FNAL/MILC 04A	[445]	2+1	mNPR	No explicit estimate of perturbative truncation error.
Atoui 13	[448]	2	—	Observables obtained from ratios that do not require renormalization. Checks performed by comparing with results coming from currents that are renormalized separately with non-perturbative Z_V .

Table 109: Operator renormalization in determinations of the $B \rightarrow D\ell\nu$, $B \rightarrow D^*\ell\nu$, $B_s \rightarrow D_s\ell\nu$ form factors and of $R(D)$.

Collab.	Ref.	N_f	Action	Description
FNAL/MILC 13B $B \rightarrow D^*$	[446]	2+1	Fermilab	See FNAL/MILC 10.
FNAL/MILC 13B $B \rightarrow D$	[446]	2+1	Fermilab	Heavy-quark discretization errors estimated from power-counting to be 2% in h_+ (the dominant contributor to f_+) and 10% in h_- .
FNAL/MILC 12A	[452]	2+1	Fermilab	Discretization errors of form factors estimated via power counting which leads to negligible ($\sim 0.2\%$) errors in the ratio $R(D)$.
FNAL/MILC 10	[443]	2+1	Fermilab	Discretization errors from heavy quark action estimated to be 1.1% from power counting and a more detailed theory of cut-off effects.
FNAL/MILC 08	[444]	2+1	Fermilab	Heavy-quark discretization errors estimated to be 1.5% from power counting and comparisons of data at different lattice spacings.
FNAL/MILC 04A	[445]	2+1	Fermilab	No explicit estimate of heavy-quark discretization errors.
Atoui 13	[448]	2	tmWil	Results obtained from step-scaling in heavy quark mass via the ratio method. Separate continuum limit extrapolations with mild a^2 dependence carried out for each mass point separately. Result at physical value of m_b obtained by interpolation between data region and known exact HQET limit.

Table 110: Heavy quark treatment in determinations of the $B \rightarrow D\ell\nu$, $B \rightarrow D^*\ell\nu$, $B_s \rightarrow D_s\ell\nu$ form factors and of $R(D)$.

B.7 Notes to section 9 on the strong coupling α_s

B.7.1 Renormalization scale and perturbative behaviour

Collab.	Ref.	N_f	α_{eff}	Description
Sternbeck 12	[547]	0	0.11-0.18	$\alpha_T(p)$ for $p = 5 - 40$ GeV. Fitted with 4-loop formulae without power corrections. ($\beta = 6.0, 6.4, 6.7, 6.92$.)
Ilgenfritz 10	[550]	0	0.07-0.9.	$\alpha_T(p)$ for $p = 1 - 240$ GeV. ($\beta = 5.8, 6.0, 6.2, 6.4, 9.0$.)
Sternbeck 10	[548]	0	0.07-0.32	α_T for $p = 2.5 - 140$ GeV, fitted with 4-loop formula partially on very small lattices.
Brambilla 10	[505]	0	0.22-0.47	$\alpha_{\text{qq}}(1/r)$ for the range $r/r_0 = 0.15 - 0.5$. Fit of $V(r)$ with 3-loop formula (NNNLO) with renormalon subtraction and resummation reproduces the static potential for $r/r_0 = 0.15 - 0.45$ well.
Boucaud 08	[543]	0	0.18-0.35	$\alpha_T(p)$ with $p = 3 - 6$ GeV. Fitted to 4-loop perturbation formula with $1/p^2$ correction.
Boucaud 05	[540]	0	0.22-0.55	$\Lambda_{\overline{\text{MOM}}_{g,c}}$ using gluon and ghost propagators with $2 \leq \mu \leq 6$ GeV. Fitted to 4-loop perturbation theory.
QCDSF-UKQCD 05	[518]	0	0.10-0.15	$\alpha_{\overline{\text{MS}}}(2.63/a)$ computed from the boosted coupling.
CP-PACS 04	[482]	0	0.08-0.28	$\alpha_{\text{SF}}(1/L)$ step scaling functions at $\alpha_{\text{eff}} = 0.08, 0.19$, study of continuum limit. Agreement of continuum limit with ALPHA 98.
Boucaud 01A	[552]	0	0.18-0.45	α_{MOM} with $p = 2.5 - 10$ GeV. Consistency check of 3-loop perturbation formula with gluon condensate. $\langle A^2 \rangle$ from α_{MOM} and gluon propagator are consistent.
Soto 01	[551]	0	0.25-0.36, 0.3-0.36, 0.19-0.24	$\alpha_{\overline{\text{MOM}}}$ for $p = 3 - 10$ GeV. Fit with 3-loop formula with gluon condensate. 3-loop formula without condensate does not fit the lattice data. ($\beta = 6.0, 6.2, 6.8$.)
Boucaud 00A	[554]	0	0.35-0.55, 0.25-0.45, 0.22-0.28,	$\alpha_{\overline{\text{MOM}}}$ with $p = 2 - 10$ GeV. Fitted to 3-loop perturbation theory with power correction. 4-loop coefficient is strongly correlated to the power correction coefficient. ($\beta = 6.0, 6.2, 6.4, 6.8$.)
Boucaud 00B	[553]	0	0.18-0.22 0.35-0.55, 0.25-0.45, 0.22-0.28,	$\alpha_{\text{MOM}, \overline{\text{MOM}}}$ with $2 \leq \mu \leq 10$ GeV. Consistency check of 3-loop perturbation formula with gluon condensate. $\beta_2^{\text{MOM}} = 1.5 \times \beta_2^{\overline{\text{MOM}}}$ is needed. ($\beta = 6.0, 6.2, 6.4, 6.8$.)
Becirevic 99A	[556]	0	0.18-0.22 0.25-0.4	$\alpha_{\overline{\text{MOM}}}$ with $p = 2.5 - 5.5$ GeV.
Becirevic 99B	[555]	0	0.18-0.25	$\alpha_{\overline{\text{MOM}}}$ from a single lattice spacing with $p = 5.6 - 9.5$ GeV.
SESAM 99	[519]	0	0.15	$\alpha_V(3.41/a)$ computed from the boosted coupling.
ALPHA 98	[489]	0	0.07-0.28	$\alpha_{\text{SF}}(1/L)$ step scaling, agreement with 3-loop running for $\alpha_{\text{eff}} < 0.15$.
Boucaud 98A	[558]	0	0.35-0.5	α_{MOM} , with $2.1 \leq \mu \leq 3.9$ GeV. Fitted to 3-loop perturbation theory without power correction.
Boucaud 98B	[557]	0	0.27-0.50	$\alpha_{\overline{\text{MOM}}}$ with $\mu = 2.2 - 4.5$ GeV.
Alles 96	[538]	0	0.35-0.71	$\alpha_{\overline{\text{MOM}}}(p)$ with $p = 1.8 - 3.0$ GeV.
Wingate 95	[520]	0	0.15	$\alpha_V(3.41/a)$ computed from the boosted coupling.
Davies 94	[521]	0	0.15	$\alpha_V(3.41/a)$ computed from the boosted coupling.
Lüscher 93	[479]	0	0.09-0.28	$\alpha_{\text{SF}}(1/L)$ step scaling, agreement with 3-loop running for $\alpha_{\text{eff}} < 0.17$.
UKQCD 92	[493]	0	0.17-0.40	$\alpha_{\text{qq}}(1/r)$ for a single lattice spacing. Fit of $\alpha_{\text{qq}}(1/r)$ to a NLO formula.
Bali 92	[506]	0	0.15-0.35	$\alpha_{\text{qq}}(1/r)$ for the lattice spacing used in the analysis. Box size $L \approx 1.05$ fm. Fit of $\alpha_{\text{qq}}(1/r)$ to a NLO formula. $\Lambda_{\overline{\text{MS}}}$ is found to depend on the fit-range.
El-Khadra 92	[523]	0	0.15, 0.13, 0.12	$\alpha_{\overline{\text{MS}}}(\pi/a)$ from 1-loop boosted perturbation theory.

Table 111: Renormalization scale and perturbative behaviour of α_s determinations for $N_f = 0$.

Collab.	Ref.	N_f	α_{eff}	Description
ALPHA 12	[59]	2	see ALPHA 04	Determination of $\Lambda_{\overline{\text{MS}}}/f_K$ using ALPHA 04
Sternbeck 12	[547]	2	0.17-0.23	α_T for $(r_0 p)^2 = 200 - 2000$. Fit with 4-loop formula without condensate. Deviation at higher energy is observed.
ETM 11C	[504]	2	0.26-0.96	$\alpha_{\text{qq}}(1/r)$ as computed by us from $\Lambda_{\overline{\text{MS}}} = 315 \text{ MeV}$. Fit of $V(r)$ with 3-loop formula (NNNLO) with renormalon subtraction and resummation reproduces the static potential for $r/r_0 = 0.2 - 0.6$ well. One fit-range, using $r/a = 2 - 4$ at the smallest lattice spacing corresponds to $\alpha_{\text{eff}} = 0.26 - 0.40$. In the $\overline{\text{MS}}$ scheme one has $\alpha_{\overline{\text{MS}}}(1/r) = 0.24 - 0.63$ and for the restricted fit $\alpha_{\overline{\text{MS}}}(1/r) = 0.24 - 0.36$. Central values taken from $a = 0.042 \text{ fm}$ lattice with $L = 1.3 \text{ fm}$ and $m_\pi = 350 \text{ MeV}$.
ETM 10F	[549]	2	0.24-0.45	α_T for momentum up to 2.6 - 5.6 GeV. Fitted with 4 loop formula with gluon condensate
Sternbeck 10	[548]	2	0.19-0.38	α_T for $1 \leq (ap)^2 \leq 10$. Fitted with 4-loop formula.
JLQCD 08	[512]	2	0.25 -0.30	$\alpha_{\overline{\text{MS}}}(Q)$ for $0.65 < (aQ)^2 < 1.32$. Fit with the perturbative formula with power corrections.
QCDSF-UKQCD 05	[518]	2	0.20-0.18	$\alpha_{\overline{\text{MS}}}(1.4/a)$ computed from the boosted coupling.
ALPHA 04	[487]	2	0.078-0.44	$\alpha_{\text{SF}}(1/L)$ step scaling, agreement with 3-loop running for $\alpha_s < 0.2$
ALPHA 01	[488]	2	0.078-0.44	$\alpha_{\text{SF}}(1/L)$ step scaling, agreement with 3-loop running for $\alpha_s < 0.2$
Boucaud 01B	[539]	2	0.25-0.5	$\alpha_{\overline{\text{MOM}}}$ for momentum up to 7 GeV. Fitted with 4-loop formula with and without power correction, leading to different results for $\Lambda_{\overline{\text{MS}}}^{(2)}$. Extrapolation of $\alpha_s(1.3 \text{ GeV})$ in N_f from $N_f = 0, 2$ to $N_f = 3$ is made.
SESAM 99	[519]	2	0.17	The boosted coupling $\alpha_P(3.41/a)$.
Wingate 95	[520]	2	0.18	$\alpha_V(3.41/a)$ computed from the boosted coupling.
Aoki 94	[522]	2	0.14	$\alpha_{\overline{\text{MS}}}(\pi/a)$ computed from the boosted coupling.
Davies 94	[521]	2	0.18	$\alpha_V(3.41/a)$ computed from the boosted coupling.

Table 112: Renormalization scale and perturbative behaviour of α_s determinations for $N_f = 2$.

Collab.	Ref.	N_f	α_{eff}	Description
Bazavov 12	[503]	2+1	0.23-0.57	α_{qq} computed by us from $\Lambda_{\overline{\text{MS}}}r_0 = 0.70$. Fit of $V(r)$ with 3-loop formula (NNNLO) with renormalon subtraction and resummation reproduces the static potential for $r/r_0 = 0.135 - 0.5$ well.
Sternbeck 12	[547]	2+1	0.19-0.25	α_{T} for $(pr_0)^2 = 200 - 2000$. Comparison with 4-loop formula.
JLQCD 10	[511]	2+1	0.29-0.35	$\alpha_{\overline{\text{MS}}}(Q)$ for $0.4 < (aQ)^2 < 1.0$. Fit with the perturbative formula with power corrections.
HPQCD 10	[73]	2+1		Update of r_1 and r_1/a in HPQCD 08A.
HPQCD 10	[73]	2+1	0.12-0.42	Combined range given for α_{eff} from R_4 and R_6/R_8 . Fit of R_n , $n = 4 \dots 10$ to NNNLO of the ratios (meaning NNLO for α_s) including $(am)^{2i}$ terms with $i \leq 10$; coefficients constrained by priors.
PACS-CS 09A	[486]	2+1	0.08-0.27	$\alpha_{\text{SF}}(1/L)$ step scaling, agreement with 3-loop running for $\alpha_s \leq 0.27$
HPQCD 08B	[85]	2+1	0.378	Fit to NNNLO of the ratios (meaning NNLO for α_s) at the charm mass including $(am)^{2i}$ terms with $i \leq 2 \dots 4$; coefficients constrained by priors.
HPQCD 08A	[514]	2+1	0.15-0.4	$\alpha_{\text{V}}(q^*)$ for a variety of short distance quantities, using same method as in HPQCD 05A.
Maltman 08	[517]	2+1		Re-analysis of HPQCD 05A for a restricted set of short distance quantities with similar results.
HPQCD 05A	[513]	2+1	0.2-0.4	$\alpha_{\text{V}}(q^*)$ for a variety of short distance quantities.

Table 113: Renormalization scale for $N_f = 3$.

Collab.	Ref.	N_f	α_{eff}	Description
ETM 13D	[544]	2+1+1	0.26-0.7	$\alpha_{\text{T}}(p)$ for $p = 1.6 - 6.5$ GeV. Update of [545] with improved power law determination.
ETM 12C	[545]	2+1+1	0.24-0.38	$\alpha_{\text{T}}(p)$ for $p = 1.7 - 6.8$ GeV. Fit with 4-loop formula with gluon condensate or higher power.
ALPHA 10A	[484]	4	0.07-0.28	$\alpha_{\text{SF}}(1/L)$. Comparison with 2-, 3-loop β function.
ETM 11D	[546]	2+1+1	0.24-0.4	$\alpha_{\text{T}}(p)$ for $p = 3.8 - 7.1$ GeV with H(4)-procedure. Fit with 4-loop formula with gluon condensate.
Perez 10	[485]	4	0.06-0.28	$\alpha_{\text{SF}}(1/L)$. Comparison with 1-, 2-, 3-loop β function.

Table 114: Renormalization scale of α_s determinations for $N_f = 4$.

B.7.2 Continuum limit

Collaboration	Ref.	N_f	$a \mu$	Description
Sternbeck 12	[547]	0	4 lattice spacings $a \leq 0.1$ fm	At $\alpha_s = 0.18$, $ap = 2.7, 1.5$ for $\beta = 6.0, 6.4$.
Brambilla 10	[505]	0	At least 3 lattice spacings with $0.2 \leq 2a/r \leq 1.1$	Extrapolation of potential differences $V(r) - V(0.51r_0)$ linear in a^2 performed in [483] with several lattice spacings.
Ilgenfritz 10	[550]	0	$a = 0.136, 0.093, 0.068, 0.051$ fm ($\beta = 5.8, 6.0, 6.2, 6.4$), while no value of a is given for $\beta = 9.0$	At $\alpha_s = 0.3$, $ap = 2.0, 1.4, 1.0, 0.8$ ($\beta = 5.8, 6.0, 6.2, 6.4$). For $\beta = 9.0$ at $ap = 1.4$, $\alpha_s = 0.082$.
Sternbeck 10	[548]	0	8 lattice spacings $a = 0.004 - 0.087$ fm ($r_0 = 0.467$ fm)	$\sqrt{3} < ap < \sqrt{12}$.
Boucaud 08	[543]	0	$a = 0.1, 0.07, 0.05$ fm	At $\alpha_s = 0.3$ the data have $ap = 2.6, 1.9, 1.5$.
QCDSF/UKQCD 05	[518]	0	7 lattice spacings with $a = 0.10 - 0.028$ fm.	r_0/a , together with $r_0 = 0.467$ fm.
Boucaud 05	[540]	0	$a = 0.1, 0.07, 0.05$ fm	At $\alpha_s \leq 0.3$ $ap = 1.9, 1.4, 1.0$.
CP-PACS 04	[482]	0	4 spacings, $a/L = 1/12 - 1/4$.	Iwasaki and Lüscher Weisz tree-level improved bulk actions; boundary improvement at tree-level, 1-loop and with two different choices of implementation.
Soto 01	[551]	0	$a = 0.07, 0.05, 0.03$ fm	At $\alpha_s \leq 0.3$, the data have $ap = 1.4, 1.0, 0.6$.
Boucaud 01A	[552]	0	$a = 0.1, 0.07, 0.05, 0.03$ fm	At $\alpha_s \leq 0.3$ $ap = 1.9, 1.4, 1.0, 0.6$.
Boucaud 00A	[554]	0	$a = 0.1, 0.07, 0.05, 0.03$ fm	At $\alpha_s \leq 0.3$ $ap = 1.9, 1.4, 1.0, 0.6$.
Boucaud 00B	[553]	0	$a = 0.1, 0.07, 0.05, 0.03$ fm	At $\alpha_s \leq 0.3$ $ap = 1.9, 1.4, 1.0, 0.6$.
SESAM 99	[519]	0	1 lattice spacing with $a = 0.086$ fm	Υ spectrum splitting.
Becirevic 99A	[556]	0	$a = 0.07, 0.05$ fm	At $\alpha_s \leq 0.3$ $ap = 1.4, 1.0$.
Becirevic 99B	[555]	0	$a = 0.1, 0.07, 0.03$ fm	Only $a = 0.03$ fm used to extract α_s . At $\alpha_s \leq 0.3$, $ap = 0.6 - 1.5$.
ALPHA 98	[489]	0	4 to 6 spacings, $a/L = 1/12 - 1/5$ in step scaling functions (SSF)	1-loop $O(a)$ boundary improvement, linear extrapolation in a/L . $a/L = 1/8 - 1/5$ for $\alpha_s \leq 0.11$ SSF, $a/L = 1/12 - 1/5$ for $0.12 \leq \alpha_s \leq 0.20$ SSF, L_{\max}/r_0 from [697], where several lattice spacings were used.
Boucaud 98A	[558]	0	$a = 0.1, 0.07, 0.05$ fm	At $\alpha_s \leq 0.3$, $ap = 1.9, 1.4, 1.0$.
Boucaud 98B	[557]	0	$a = 0.1, 0.07, 0.05$ fm	At $\alpha_s \leq 0.3$, $ap = 1.9, 1.4, 1.0$.
Alles 96	[538]	0	$a \leq 0.1$ fm	At $\alpha_s = 0.35$, $ap = 1.5$.
Wingate 95	[520]	0	1 lattice spacing with $a = 0.11$ fm	Charmonium $1S-1P$ splitting.
Davies 94	[521]	0	1 lattice spacing with $a = 0.077$ fm	Υ spectrum splitting.
Lüscher 93	[479]	0	4 or 5 lattice spacings, $a/L = 1/12 - 1/5$ in step scaling functions	1-loop $O(a)$ boundary improvement, linear extrapolation in a/L . $a/L = 1/8 - 1/5$ for $\alpha_s \leq 0.11$ SSF, $a/L = 1/10 - 1/5$ for $0.11 \leq \alpha_s \leq 0.22$ SSF, $a/L = 1/12 - 1/6$ for $0.22 \leq \alpha_s \leq 0.28$ SSF, $a/L = 1/8.5 - 1/4.5$ for continuum extrapolation of L_{\max}/\sqrt{K} .
UKQCD 92	[493]	0	One lattice spacing with $0.44 \leq 2a/r \leq 1.6$	No continuum limit.
Bali 92	[506]	0	One lattice spacing with $0.4 \leq 2a/r \leq 1.6$	No continuum limit.
El-Khadra 92	[523]	0	3 lattice spacings with $a = 0.17, 0.11, 0.08$ fm	Charmonium $1S-1P$ splitting.

Table 115: Continuum limit for α_s determinations with $N_f = 0$.

Collab.	Ref.	N_f	$a \mu$	Description
ALPHA 12	[59]	2	$a = 0.049, 0.066, 0.076 \text{ fm}$ from f_K	2-loop $O(a)$ boundary improvement, linear extrapolation of $L_{\max} f_K$ in a^2 .
Sternbeck 12	[547]	2	$a = 0.073, 0.07, 0.06 \text{ fm}$	At $\alpha_s = 0.23$, $ap = 2.1, 2.0, 1.7$.
ETM 11C	[504]	2	$0.30 \leq 2a/r \leq 1.0$ $0.67 \leq 2a/r \leq 1.26$ when $\alpha_s = 0.3$	Four lattice spacings; continuum limit studied with a particular range in r ; central result from the smallest lattice spacing, $a = 0.042 \text{ fm}$.
ETM 10F	[549]	2	$a = 0.05, 0.07, 0.08 \text{ fm}$. Different lattice spacings are patched together.	At $\alpha_s = 0.3$, $ap = 1.6, 1.3, 1.1$.
Sternbeck 10	[548]	2	$a = 0.068, 0.076, 0.082 \text{ fm}$	At $\alpha_s \leq 0.3$, $ap \geq 1.7$.
JLQCD 08	[512]	2	$a = 0.12 \text{ fm}$ from $r_0 = 0.49 \text{ fm}$	Single lattice spacing, $0.64 < (aQ)^2 < 1.32$. At $\alpha_s = 0.3$, $ap = 0.81$.
QCDSF-UKQCD 05	[518]	2	4 lattice spacings with $a = 0.10 - 0.066 \text{ fm}$	r_0 , together with $r_0 = 0.467 \text{ fm}$.
ALPHA 04	[487]	2	$a/L = 1/8, 1/6, 1/5, 1/4$	1-loop (at weak coupling) and 2-loop $O(a)$ boundary improvement, linear extrapolation of SSF in $(a/L)^2$
ALPHA 01A	[488]	2	$a/L = 1/6, 1/5, 1/4$	1-loop (at weak coupling) and 2-loop $O(a)$ boundary improvement, weighted average of SSF with $a/L = 1/5, 1/6$.
Boucaud 01B	[539]	2	$a = 0.05, 0.07, 0.09 \text{ fm}$. Data at different lattice spacings are patched together	At $\alpha_s = 0.3$, $ap = 1.6, 1.3, 0.9$; plain Wilson action with $O(a)$ errors.
SESAM 99	[519]	2	1 lattice spacing with $a = 0.079 \text{ fm}$	Υ spectrum splitting.
Wingate 95	[520]	2	1 lattice spacing with $a = 0.11 \text{ fm}$	Charmonium $1S-1P$ splitting.
Aoki 94	[522]	2	1 lattice spacing with $a = 0.10 \text{ fm}$	Charmonium $1P - 1S$ splitting
Davies 94	[521]	2	1 lattice spacing with $a = 0.08 \text{ fm}$	Υ spectrum splitting.

Table 116: Continuum limit for α_s determinations with $N_f = 2$.

Collab.	Ref.	N_f	$a\mu$	Description
Bazavov 12	[503]	2+1	$2a/r = 0.6 - 2.0$	7 lattice spacings; 4 lattice spacings with $1.14 \leq 2a/r \leq 1.5$ when $\alpha_s(1/r) = 0.3$. $2a/r = 2$ when $\alpha_s(1/r) = 0.23$ (on the finest lattice).
Sternbeck 12	[547]	2+1	$a = 0.07$ fm	At $\alpha_s = 0.23$, $ap = 2.1$.
HPQCD 10	[73]	2+1	$a\mu = 2a\bar{m}_h = 0.61 - 1.75$	5 lattice spacings; 3 lattice spacings with $1.0 \leq a\mu \leq 1.5$ when $\alpha_{R_4}(\mu) \leq 0.3$; 3 lattice spacings with $1.0 \leq a\mu \leq 1.5$ when $\alpha_{R_6/R_8}(\mu) \leq 0.33$.
JLQCD 10	[511]	2+1	$a = 0.11$ fm from $r_0 = 0.49$ fm	Single lattice spacing, $0.4 < (aQ)^2 < 1.0$ for the momentum fit range. At $\alpha_s = 0.3$, $ap = 0.89$.
HPQCD 10	[73]	2+1		Update of r_1 and r_1/a in HPQCD 08A.
PACS-CS 09A	[486]	2+1	$a/L = 1/8, 1/6, 1/4$	Tree-level $O(a)$ boundary improvement, which has been seen to behave better than 1-loop in simulations [482]; weighted average of $a/L = 1/8, 1/6$ for step scaling function which agrees with a linear extrapolation in a/L of all data points of the SSF. Linear extrapolation in a/L of $L_{\max}m_\rho$ with $a/L_{\max} = 1/8, 1/6, 1/4$.
HPQCD 08B	[85]	2+1	$a\mu = 2a\bar{m}_h = 0.8, 1.2, 1.7, 2.1$	4 lattice spacings with heavy quark mass approximately the charm mass, where $\alpha_{R_4}(\mu) = 0.38$.
HPQCD 08A	[514]	2+1	6 lattice spacings with $a = 0.18 - 0.045$ fm	r_1 using Υ spectrum splitting.
Maltman 08	[517]	2+1	5 lattice spacings with $a = 0.18 - 0.06$ fm	Re-analysis of HPQCD 05A with additional lattice spacings $a = 0.06, 0.15$ fm.
HPQCD 05A	[513]	2+1	3 lattice spacings with $a = 0.18 - 0.09$ fm	r_1 using Υ spectrum splitting.

Table 117: Continuum limit for α_s determinations with $N_f = 3$.

Collab.	Ref.	N_f	$a \mu$	Description
ETM 13B	[544]	2+1+1	$a = 0.060, 0.068$ fm from f_π	For $\alpha_s \leq 0.3$, $ap = 1.5, 1.7$. Update of [545].
ETM 12C	[545]	2+1+1	$a = 0.061, 0.078$ from f_π	Global fit with $(ap)^2$ discretisation effects. For $\alpha_s \leq 0.3$, $ap = 1.5, 2.2$.
ETM 11D	[546]	2+1+1	$a = 0.061, 0, 078$ fm	For $\alpha_s \leq 0.3$, $ap = 1.5, 2.0$.
ALPHA 10A[484]		4	$a/L = 1/4, 1/6, 1/8$	Constant or global linear fit in $(a/L)^2$.
Perez 10	[485]	4	$a/L = 1/4, 1/6, 1/8$	Linear extrapolation in $(a/L)^2$. 1-loop improvement at the boundary.

Table 118: Continuum limit for α_s determinations with $N_f = 4$.

References

- [1] G. Colangelo, S. Dürr, A. Jüttner, L. Lellouch, H. Leutwyler *et al.*, *Review of lattice results concerning low energy particle physics*, *Eur.Phys.J.* **C71** (2011) 1695, [[arXiv:1011.4408](#)].
- [2] J. Laiho, E. Lunghi and R. S. Van de Water, *Lattice QCD inputs to the CKM unitarity triangle analysis*, *Phys. Rev.* **D81** (2010) 034503, [[arXiv:0910.2928](#)].
- [3] J. Laiho, E. Lunghi and R. Van de Water, *2+1 Flavor Lattice QCD Averages*, <http://mypage.iu.edu/~elunghi/webpage/LatAves>.
- [4] [RBC 07A] D. J. Antonio *et al.*, *Localization and chiral symmetry in 3 flavor domain wall QCD*, *Phys. Rev.* **D77** (2008) 014509, [[arXiv:0705.2340](#)].
- [5] [MILC 10] A. Bazavov *et al.*, *Topological susceptibility with the asqtad action*, *Phys. Rev.* **D81** (2010) 114501, [[arXiv:1003.5695](#)].
- [6] [ALPHA 10C] S. Schaefer, R. Sommer and F. Virotta, *Critical slowing down and error analysis in lattice QCD simulations*, *Nucl.Phys.* **B845** (2011) 93–119, [[arXiv:1009.5228](#)].
- [7] M. Lüscher, *Topology, the Wilson flow and the HMC algorithm*, *PoS LATTICE2010* (2010) 015, [[arXiv:1009.5877](#)].
- [8] S. Schaefer, *Algorithms for lattice QCD: progress and challenges*, *AIP Conf.Proc.* **1343** (2011) 93–98, [[arXiv:1011.5641](#)].
- [9] K. Symanzik, *Continuum limit and improved action in lattice theories. 1. Principles and ϕ^4 theory*, *Nucl. Phys.* **B226** (1983) 187.
- [10] K. Symanzik, *Continuum limit and improved action in lattice theories. 2. $O(N)$ nonlinear sigma model in perturbation theory*, *Nucl. Phys.* **B226** (1983) 205.
- [11] S. Dürr, *Theoretical issues with staggered fermion simulations*, *PoS LAT2005* (2006) 021, [[hep-lat/0509026](#)].
- [12] S. R. Sharpe, *Rooted staggered fermions: good, bad or ugly?*, *PoS LAT2006* (2006) 022, [[hep-lat/0610094](#)].
- [13] A. S. Kronfeld, *Lattice gauge theory with staggered fermions: how, where, and why (not)*, *PoS LAT2007* (2007) 016, [[arXiv:0711.0699](#)].
- [14] M. Golterman, *QCD with rooted staggered fermions*, *PoS CONFINEMENT8* (2008) 014, [[arXiv:0812.3110](#)].
- [15] [MILC 09] A. Bazavov *et al.*, *Full nonperturbative QCD simulations with 2+1 flavors of improved staggered quarks*, *Rev. Mod. Phys.* **82** (2010) 1349–1417, [[arXiv:0903.3598](#)].
- [16] M. Schmelling, *Averaging correlated data*, *Phys.Scripta* **51** (1995) 676–679.

- [17] A. Manohar and C. T. Sachrajda, *Quark masses, in Review of Particle Physics, Phys.Rev.* **D86** (2012) 010001.
- [18] M. Gell-Mann, R. J. Oakes and B. Renner, *Behavior of current divergences under $SU(3)\times SU(3)$, Phys. Rev.* **175** (1968) 2195–2199.
- [19] [PACS-CS 08] S. Aoki *et al.*, *2+1 flavor lattice QCD toward the physical point, Phys. Rev.* **D79** (2009) 034503, [[arXiv:0807.1661](#)].
- [20] [PACS-CS 09] S. Aoki *et al.*, *Physical point simulation in 2+1 flavor lattice QCD, Phys. Rev.* **D81** (2010) 074503, [[arXiv:0911.2561](#)].
- [21] [PACS-CS 10] S. Aoki *et al.*, *Non-perturbative renormalization of quark mass in $N_f = 2 + 1$ QCD with the Schrödinger functional scheme, JHEP* **1008** (2010) 101, [[arXiv:1006.1164](#)].
- [22] [BMW 10A] S. Dürr, Z. Fodor, C. Hoelbling, S. Katz, S. Krieg *et al.*, *Lattice QCD at the physical point: light quark masses, Phys.Lett.* **B701** (2011) 265–268, [[arXiv:1011.2403](#)].
- [23] [BMW 10B] S. Dürr, Z. Fodor, C. Hoelbling, S. Katz, S. Krieg *et al.*, *Lattice QCD at the physical point: simulation and analysis details, JHEP* **1108** (2011) 148, [[arXiv:1011.2711](#)].
- [24] [MILC 11] A. Bazavov *et al.*, *Properties of light pseudoscalars from lattice QCD with HISQ ensembles, PoS LAT2011* (2011) 107, [[arXiv:1111.4314](#)].
- [25] [RBC/UKQCD 12] R. Arthur *et al.*, *Domain wall QCD with near-physical pions, Phys.Rev.* **D87** (2013) 094514, [[arXiv:1208.4412](#)].
- [26] B. Bloch-Devaux, *Results from NA48/2 on $\pi\pi$ scattering lengths measurements in $K^\pm \rightarrow \pi^+\pi^- e^\pm \nu$ and $K^\pm \rightarrow \pi^0\pi^0\pi^\pm$ decays, PoS CONFINEMENT8* (2008) 029.
- [27] J. Gasser, A. Rusetsky and I. Scimemi, *Electromagnetic corrections in hadronic processes, Eur. Phys. J.* **C32** (2003) 97–114, [[hep-ph/0305260](#)].
- [28] A. Rusetsky, *Isospin symmetry breaking, PoS CD09* (2009) 071, [[arXiv:0910.5151](#)].
- [29] J. Gasser, *Theoretical progress on cusp effect and $K_{\ell 4}$ decays, PoS KAON07* (2008) 033, [[arXiv:0710.3048](#)].
- [30] H. Leutwyler, *Light quark masses, PoS CD09* (2009) 005, [[arXiv:0911.1416](#)].
- [31] R. F. Dashen, *Chiral $SU(3)\times SU(3)$ as a symmetry of the strong interactions, Phys. Rev.* **183** (1969) 1245–1260.
- [32] T. Blum *et al.*, *Electromagnetic mass splittings of the low lying hadrons and quark masses from 2+1 flavor lattice QCD+QED, Phys. Rev.* **D82** (2010) 094508, [[arXiv:1006.1311](#)].
- [33] A. Duncan, E. Eichten and H. Thacker, *Electromagnetic splittings and light quark masses in lattice QCD, Phys. Rev. Lett.* **76** (1996) 3894–3897, [[hep-lat/9602005](#)].

- [34] [RBC 07] T. Blum, T. Doi, M. Hayakawa, T. Izubuchi and N. Yamada, *Determination of light quark masses from the electromagnetic splitting of pseudoscalar meson masses computed with two flavors of domain wall fermions*, *Phys. Rev.* **D76** (2007) 114508, [[arXiv:0708.0484](#)].
- [35] [MILC 04A] C. Aubin *et al.*, *Results for light pseudoscalars from three-flavor simulations*, *Nucl. Phys. Proc. Suppl.* **140** (2005) 231–233, [[hep-lat/0409041](#)].
- [36] [MILC 04] C. Aubin *et al.*, *Light pseudoscalar decay constants, quark masses and low energy constants from three-flavor lattice QCD*, *Phys. Rev.* **D70** (2004) 114501, [[hep-lat/0407028](#)].
- [37] [MILC 09A] A. Bazavov *et al.*, *MILC results for light pseudoscalars*, *PoS CD09* (2009) 007, [[arXiv:0910.2966](#)].
- [38] J. Bijnens and J. Prades, *Electromagnetic corrections for pions and kaons: masses and polarizabilities*, *Nucl. Phys.* **B490** (1997) 239–271, [[hep-ph/9610360](#)].
- [39] J. F. Donoghue and A. F. Perez, *The electromagnetic mass differences of pions and kaons*, *Phys. Rev.* **D55** (1997) 7075–7092, [[hep-ph/9611331](#)].
- [40] [MILC 08] S. Basak *et al.*, *Electromagnetic splittings of hadrons from improved staggered quarks in full QCD*, *PoS LAT2008* (2008) 127, [[arXiv:0812.4486](#)].
- [41] [MILC 12A] S. Basak *et al.*, *Status of the MILC calculation of electromagnetic contributions to pseudoscalar masses*, *PoS LAT2012* (2012) 137, [[arXiv:1210.8157](#)].
- [42] [MILC 13] S. Basak, A. Bazavov, C. Bernard, C. DeTar, E. Freeland *et al.*, *Electromagnetic contributions to pseudoscalar masses*, *PoS CD12* (2012) 030, [[arXiv:1301.7137](#)].
- [43] [BMW 10C] A. Portelli *et al.*, *Electromagnetic corrections to light hadron masses*, *PoS LAT2010* (2010) 121, [[arXiv:1011.4189](#)].
- [44] [BMW 12] A. Portelli, S. Dürr, Z. Fodor, J. Frison, C. Hoelbling *et al.*, *Systematic errors in partially-quenched QCD plus QED lattice simulations*, *PoS LAT2011* (2011) 136, [[arXiv:1201.2787](#)].
- [45] [RM123 13] G. M. de Divitiis, R. Frezzotti, V. Lubicz, G. Martinelli, R. Petronzio *et al.*, *Leading isospin breaking effects on the lattice*, *Phys.Rev.* **D87** (2013) 114505, [[arXiv:1303.4896](#)].
- [46] R. Urech, *Virtual photons in chiral perturbation theory*, *Nucl. Phys.* **B433** (1995) 234–254, [[hep-ph/9405341](#)].
- [47] R. Baur and R. Urech, *On the corrections to Dashen’s theorem*, *Phys. Rev.* **D53** (1996) 6552–6557, [[hep-ph/9508393](#)].
- [48] R. Baur and R. Urech, *Resonance contributions to the electromagnetic low energy constants of chiral perturbation theory*, *Nucl. Phys.* **B499** (1997) 319–348, [[hep-ph/9612328](#)].

- [49] B. Moussallam, *A sum rule approach to the violation of Dashen's theorem*, *Nucl. Phys.* **B504** (1997) 381–414, [[hep-ph/9701400](#)].
- [50] L. Lellouch, *Light quarks and lattice QCD, plenary talk given at Quark Confinement and the Hadron Spectrum X, 8-12 October 2012*, <http://www.confex.de>.
- [51] W. N. Cottingham, *The neutron proton mass difference and electron scattering experiments*, *Ann. of Phys.* **25** (1963) 424.
- [52] R. H. Socolow, *Departures from the Eightfold Way. 3. Pseudoscalar-meson electromagnetic masses*, *Phys. Rev.* **137** (1965) B1221–B1228.
- [53] D. J. Gross, S. B. Treiman and F. Wilczek, *Light quark masses and isospin violation*, *Phys. Rev.* **D19** (1979) 2188.
- [54] J. Gasser and H. Leutwyler, *Quark masses*, *Phys. Rept.* **87** (1982) 77–169.
- [55] T. Das, G. S. Guralnik, V. S. Mathur, F. E. Low and J. E. Young, *Electromagnetic mass difference of pions*, *Phys. Rev. Lett.* **18** (1967) 759–761.
- [56] J. Gasser and H. Leutwyler, *Chiral perturbation theory: expansions in the mass of the strange quark*, *Nucl. Phys.* **B250** (1985) 465.
- [57] G. Amoros, J. Bijnens and P. Talavera, *QCD isospin breaking in meson masses, decay constants and quark mass ratios*, *Nucl. Phys.* **B602** (2001) 87–108, [[hep-ph/0101127](#)].
- [58] J. Gasser and H. Leutwyler, *Chiral perturbation theory to one loop*, *Ann. Phys.* **158** (1984) 142.
- [59] [ALPHA 12] P. Fritzscht, F. Knechtli, B. Leder, M. Marinkovic, S. Schaefer *et al.*, *The strange quark mass and the Λ parameter of two flavor QCD*, *Nucl.Phys.* **B865** (2012) 397–429, [[arXiv:1205.5380](#)].
- [60] [ETM 10B] B. Blossier *et al.*, *Average up/down, strange and charm quark masses with $N_f = 2$ twisted mass lattice QCD*, *Phys. Rev.* **D82** (2010) 114513, [[arXiv:1010.3659](#)].
- [61] S. Dürren and G. Koutsou, *The ratio m_c/m_s with Wilson fermions*, *Phys.Rev.Lett.* **108** (2012) 122003, [[arXiv:1108.1650](#)].
- [62] [ETM 07] B. Blossier *et al.*, *Light quark masses and pseudoscalar decay constants from $N_f = 2$ lattice QCD with twisted mass fermions*, *JHEP* **04** (2008) 020, [[arXiv:0709.4574](#)].
- [63] [CP-PACS 01] A. Ali Khan *et al.*, *Light hadron spectroscopy with two flavors of dynamical quarks on the lattice*, *Phys. Rev.* **D65** (2002) 054505, [[hep-lat/0105015](#)].
Erratum: *Phys. Rev.* **D66** (2003) 059901.
- [64] [ALPHA 05] M. Della Morte *et al.*, *Non-perturbative quark mass renormalization in two-flavor QCD*, *Nucl. Phys.* **B729** (2005) 117–134, [[hep-lat/0507035](#)].
- [65] R. Sommer, *A new way to set the energy scale in lattice gauge theories and its applications to the static force and α_s in $SU(2)$ Yang-Mills theory*, *Nucl. Phys.* **B411** (1994) 839–854, [[hep-lat/9310022](#)].

- [66] [QCDSF/UKQCD 04] M. Göckeler *et al.*, *Determination of light and strange quark masses from full lattice QCD*, *Phys. Lett.* **B639** (2006) 307–311, [[hep-ph/0409312](#)].
- [67] [JLQCD/TWQCD 08A] J. Noaki *et al.*, *Convergence of the chiral expansion in two-flavor lattice QCD*, *Phys. Rev. Lett.* **101** (2008) 202004, [[arXiv:0806.0894](#)].
- [68] [QCDSF/UKQCD 06] M. Göckeler *et al.*, *Estimating the unquenched strange quark mass from the lattice axial Ward identity*, *Phys. Rev.* **D73** (2006) 054508, [[hep-lat/0601004](#)].
- [69] [SPQcdR 05] D. Bećirević *et al.*, *Non-perturbatively renormalised light quark masses from a lattice simulation with $N_f = 2$* , *Nucl. Phys.* **B734** (2006) 138–155, [[hep-lat/0510014](#)].
- [70] [JLQCD 02] S. Aoki *et al.*, *Light hadron spectroscopy with two flavors of $O(a)$ -improved dynamical quarks*, *Phys. Rev.* **D68** (2003) 054502, [[hep-lat/0212039](#)].
- [71] [ETM 10C] M. Constantinou *et al.*, *Non-perturbative renormalization of quark bilinear operators with $N_f = 2$ (*tmQCD*) Wilson fermions and the tree-level improved gauge action*, *JHEP* **08** (2010) 068, [[arXiv:1004.1115](#)].
- [72] [HPQCD 09A] C. T. H. Davies *et al.*, *Precise charm to strange mass ratio and light quark masses from full lattice QCD*, *Phys. Rev. Lett.* **104** (2010) 132003, [[arXiv:0910.3102](#)].
- [73] [HPQCD 10] C. McNeile, C. T. H. Davies, E. Follana, K. Hornbostel and G. P. Lepage, *High-precision c and b masses and QCD coupling from current-current correlators in lattice and continuum QCD*, *Phys. Rev.* **D82** (2010) 034512, [[arXiv:1004.4285](#)].
- [74] [PDG] J. Beringer *et al.*, *Review of Particle Physics*, *Phys.Rev.* **D86** (2012) 010001 and 2013 partial update for the 2014 edition.
- [75] [MILC 10A] A. Bazavov *et al.*, *Staggered chiral perturbation theory in the two-flavor case and $SU(2)$ analysis of the MILC data*, *PoS LAT2010* (2010) 083, [[arXiv:1011.1792](#)].
- [76] [PACS-CS 12] S. Aoki, K.-I. Ishikawa, N. Ishizuka, K. Kanaya, Y. Kuramashi *et al.*, *$1+1+1$ flavor QCD + QED simulation at the physical point*, *Phys.Rev.* **D86** (2012) 034507, [[arXiv:1205.2961](#)].
- [77] J. Laiho and R. S. Van de Water, *Pseudoscalar decay constants, light-quark masses and B_K from mixed-action lattice QCD*, *PoS LAT2011* (2011) 293, [[arXiv:1112.4861](#)].
- [78] [RBC/UKQCD 10A] Y. Aoki *et al.*, *Continuum limit physics from $2+1$ flavor domain wall QCD*, *Phys.Rev.* **D83** (2011) 074508, [[arXiv:1011.0892](#)].
- [79] [RBC/UKQCD 08] C. Allton *et al.*, *Physical results from $2+1$ flavor domain wall QCD and $SU(2)$ chiral perturbation theory*, *Phys. Rev.* **D78** (2008) 114509, [[arXiv:0804.0473](#)].
- [80] [CP-PACS/JLQCD 07] T. Ishikawa *et al.*, *Light quark masses from unquenched lattice QCD*, *Phys. Rev.* **D78** (2008) 011502, [[arXiv:0704.1937](#)].

- [81] [HPQCD 05] Q. Mason, H. D. Trotter, R. Horgan, C. T. H. Davies and G. P. Lepage, *High-precision determination of the light-quark masses from realistic lattice QCD*, *Phys. Rev.* **D73** (2006) 114501, [[hep-ph/0511160](#)].
- [82] [HPQCD/MILC/UKQCD 04] C. Aubin *et al.*, *First determination of the strange and light quark masses from full lattice QCD*, *Phys. Rev.* **D70** (2004) 031504, [[hep-lat/0405022](#)].
- [83] T. van Ritbergen, J. A. M. Vermaseren and S. A. Larin, *The four-loop β -function in Quantum Chromodynamics*, *Phys. Lett.* **B400** (1997) 379–384, [[hep-ph/9701390](#)].
- [84] K. G. Chetyrkin and A. Retey, *Renormalization and running of quark mass and field in the regularization invariant and $\overline{\text{MS}}$ schemes at three and four loops*, *Nucl. Phys.* **B583** (2000) 3–34, [[hep-ph/9910332](#)].
- [85] [HPQCD 08B] I. Allison *et al.*, *High-precision charm-quark mass from current-current correlators in lattice and continuum QCD*, *Phys. Rev.* **D78** (2008) 054513, [[arXiv:0805.2999](#)].
- [86] T. Ishikawa, T. Blum, M. Hayakawa, T. Izubuchi, C. Jung *et al.*, *Full QED+QCD low-energy constants through reweighting*, *Phys.Rev.Lett.* **109** (2012) 072002, [[arXiv:1202.6018](#)].
- [87] M. Lüscher, R. Narayanan, P. Weisz and U. Wolff, *The Schrödinger functional: a renormalizable probe for non-abelian gauge theories*, *Nucl. Phys.* **B384** (1992) 168–228, [[hep-lat/9207009](#)].
- [88] C. A. Dominguez, N. F. Nasrallah, R. Röntsch and K. Schilcher, *Light quark masses from QCD sum rules with minimal hadronic bias*, *Nucl. Phys. Proc. Suppl.* **186** (2009) 133–136, [[arXiv:0808.3909](#)].
- [89] K. G. Chetyrkin and A. Khodjamirian, *Strange quark mass from pseudoscalar sum rule with $O(\alpha_s^4)$ accuracy*, *Eur. Phys. J.* **C46** (2006) 721–728, [[hep-ph/0512295](#)].
- [90] M. Jamin, J. A. Oller and A. Pich, *Scalar $K\pi$ form factor and light quark masses*, *Phys. Rev.* **D74** (2006) 074009, [[hep-ph/0605095](#)].
- [91] S. Narison, *Strange quark mass from e^+e^- revisited and present status of light quark masses*, *Phys. Rev.* **D74** (2006) 034013, [[hep-ph/0510108](#)].
- [92] A. I. Vainshtein *et al.*, *Sum rules for light quarks in Quantum Chromodynamics*, *Sov. J. Nucl. Phys.* **27** (1978) 274.
- [93] K. Maltman and J. Kambor, *$m_u + m_d$ from isovector pseudoscalar sum rules*, *Phys. Lett.* **B517** (2001) 332–338, [[hep-ph/0107060](#)].
- [94] [HPQCD 10A] C. T. H. Davies, C. McNeile, E. Follana, G. Lepage, H. Na *et al.*, *Update: precision D_s decay constant from full lattice QCD using very fine lattices*, *Phys.Rev.* **D82** (2010) 114504, [[arXiv:1008.4018](#)].
- [95] C.T.H Davies, *private communication, Jan. 2014*.

- [96] K. G. Chetyrkin, B. A. Kniehl and M. Steinhauser, *Strong coupling constant with flavour thresholds at four loops in the $\overline{\text{MS}}$ scheme*, *Phys. Rev. Lett.* **79** (1997) 2184–2187, [[hep-ph/9706430](#)].
- [97] S. Bethke, *The 2009 world average of $\alpha_s(M_Z)$* , *Eur. Phys. J.* **C64** (2009) 689–703, [[arXiv:0908.1135](#)].
- [98] [ETM 10] R. Baron *et al.*, *Light hadrons from lattice QCD with light (u, d), strange and charm dynamical quarks*, *JHEP* **1006** (2010) 111, [[arXiv:1004.5284](#)].
- [99] [BMW 08] S. Dürer *et al.*, *Ab-initio determination of light hadron masses*, *Science* **322** (2008) 1224–1227, [[arXiv:0906.3599](#)].
- [100] S. Weinberg, *The problem of mass*, *Trans. New York Acad. Sci.* **38** (1977) 185–201.
- [101] J. A. Oller and L. Roca, *Non-perturbative study of the light pseudoscalar masses in chiral dynamics*, *Eur. Phys. J.* **A34** (2007) 371–386, [[hep-ph/0608290](#)].
- [102] R. Kaiser, *The η and the η' at large N_c , diploma work, University of Bern* (1997); H. Leutwyler, *On the $1/N$ -expansion in chiral perturbation theory*, *Nucl. Phys. Proc. Suppl.* **64** (1998) 223–231, [[hep-ph/9709408](#)].
- [103] H. Leutwyler, *The ratios of the light quark masses*, *Phys. Lett.* **B378** (1996) 313–318, [[hep-ph/9602366](#)].
- [104] [RM123 11] G. M. de Divitiis, P. Dimopoulos, R. Frezzotti, V. Lubicz, G. Martinelli *et al.*, *Isospin breaking effects due to the up-down mass difference in lattice QCD*, *JHEP* **1204** (2012) 124, [[arXiv:1110.6294](#)].
- [105] J. Gasser and H. Leutwyler, *$\eta \rightarrow 3\pi$ to one loop*, *Nucl. Phys.* **B250** (1985) 539.
- [106] J. Kambor, C. Wiesendanger and D. Wyler, *Final state interactions and Khuri-Treiman equations in $\eta \rightarrow 3\pi$ decays*, *Nucl. Phys.* **B465** (1996) 215–266, [[hep-ph/9509374](#)].
- [107] A. V. Anisovich and H. Leutwyler, *Dispersive analysis of the decay $\eta \rightarrow 3\pi$* , *Phys. Lett.* **B375** (1996) 335–342, [[hep-ph/9601237](#)].
- [108] C. Ditsche, B. Kubis and U.-G. Meissner, *Electromagnetic corrections in $\eta \rightarrow 3\pi$ decays*, *Eur. Phys. J.* **C60** (2009) 83–105, [[arXiv:0812.0344](#)].
- [109] G. Colangelo, S. Lanz and E. Passemar, *A new dispersive analysis of $\eta \rightarrow 3\pi$* , *PoS CD09* (2009) 047, [[arXiv:0910.0765](#)].
- [110] J. Bijnens and K. Ghorbani, *$\eta \rightarrow 3\pi$ at two loops in chiral perturbation theory*, *JHEP* **11** (2007) 030, [[arXiv:0709.0230](#)].
- [111] M. Antonelli *et al.*, *An evaluation of $|V_{us}|$ and precise tests of the Standard Model from world data on leptonic and semileptonic kaon decays*, *Eur. Phys. J.* **C69** (2010) 399–424, [[arXiv:1005.2323](#)].
- [112] J. Gasser and G. R. S. Zarnauskas, *On the pion decay constant*, *Phys. Lett.* **B693** (2010) 122–128, [[arXiv:1008.3479](#)].

- [113] J. L. Rosner and S. Stone, *Leptonic decays of charged pseudoscalar mesons, in Review of Particle Physics*, *Phys.Rev.* **D86** (2012) 010001, [[arXiv:1201.2401](#)].
- [114] J. C. Hardy and I. S. Towner, *Superallowed $0^+ \rightarrow 0^+$ nuclear β decays: A new survey with precision tests of the conserved vector current hypothesis and the Standard Model*, *Phys. Rev.* **C79** (2009) 055502, [[arXiv:0812.1202](#)].
- [115] I. S. Towner and J. C. Hardy, *An improved calculation of the isospin-symmetry-breaking corrections to superallowed Fermi β decay*, *Phys. Rev.* **C77** (2008) 025501, [[arXiv:0710.3181](#)].
- [116] G. A. Miller and A. Schwenk, *Isospin-symmetry-breaking corrections to superallowed Fermi β decay: formalism and schematic models*, *Phys. Rev.* **C78** (2008) 035501, [[arXiv:0805.0603](#)].
- [117] N. Auerbach, *Coulomb corrections to superallowed β decay in nuclei*, *Phys. Rev.* **C79** (2009) 035502, [[arXiv:0811.4742](#)].
- [118] H. Liang, N. Van Giai and J. Meng, *Isospin corrections for superallowed Fermi β decay in self-consistent relativistic random-phase approximation approaches*, *Phys. Rev.* **C79** (2009) 064316, [[arXiv:0904.3673](#)].
- [119] G. A. Miller and A. Schwenk, *Isospin-symmetry-breaking corrections to superallowed Fermi β decay: radial excitations*, *Phys. Rev.* **C80** (2009) 064319, [[arXiv:0910.2790](#)].
- [120] I. Towner and J. Hardy, *Comparative tests of isospin-symmetry-breaking corrections to superallowed $0^+ \rightarrow 0^+$ nuclear β decay*, *Phys.Rev.* **C82** (2010) 065501, [[arXiv:1007.5343](#)].
- [121] E. Gamiz, M. Jamin, A. Pich, J. Prades and F. Schwab, *Determination of m_s and $|V_{us}|$ from hadronic τ decays*, *JHEP* **01** (2003) 060, [[hep-ph/0212230](#)].
- [122] E. Gamiz, M. Jamin, A. Pich, J. Prades and F. Schwab, *V_{us} and m_s from hadronic τ decays*, *Phys. Rev. Lett.* **94** (2005) 011803, [[hep-ph/0408044](#)].
- [123] K. Maltman, *A mixed τ -electroproduction sum rule for V_{us}* , *Phys. Lett.* **B672** (2009) 257–263, [[arXiv:0811.1590](#)].
- [124] A. Pich and R. Kass, *talks given at CKM 2008*, <http://ckm2008.roma1.infn.it>.
- [125] [HFAG 12] Y. Amhis *et al.*, *Averages of b -hadron, c -hadron and τ -lepton properties as of early 2012*, [arXiv:1207.1158](#).
- [126] K. Maltman, C. E. Wolfe, S. Banerjee, J. M. Roney and I. Nugent, *Status of the hadronic τ determination of V_{us}* , *Int. J. Mod. Phys.* **A23** (2008) 3191–3195, [[arXiv:0807.3195](#)].
- [127] K. Maltman, C. E. Wolfe, S. Banerjee, I. M. Nugent and J. M. Roney, *Status of the hadronic τ decay determination of $|V_{us}|$* , *Nucl. Phys. Proc. Suppl.* **189** (2009) 175–180, [[arXiv:0906.1386](#)].
- [128] E. Gamiz, M. Jamin, A. Pich, J. Prades and F. Schwab, *Theoretical progress on the V_{us} determination from τ decays*, *PoS KAON07* (2008) 008, [[arXiv:0709.0282](#)].

- [129] E. Gamiz, $|V_{us}|$ from hadronic τ decays, *CKM 2012*, [arXiv:1301.2206](#).
- [130] M. Beneke and M. Jamin, α_s and the τ hadronic width: fixed-order, contour-improved and higher-order perturbation theory, *JHEP* **09** (2008) 044, [[arXiv:0806.3156](#)].
- [131] I. Caprini and J. Fischer, α_s from τ decays: contour-improved versus fixed-order summation in a new QCD perturbation expansion, *Eur. Phys. J.* **C64** (2009) 35–45, [[arXiv:0906.5211](#)].
- [132] S. Menke, On the determination of α_s from hadronic τ decays with contour-improved, fixed order and renormalon-chain perturbation theory, [arXiv:0904.1796](#).
- [133] P. Boyle, L. Del Debbio, N. Garron, R. Hudspith, E. Kerrane *et al.*, New results from the lattice on the theoretical inputs to the hadronic τ determination of V_{us} , *PoS ConfinementX* (2012) 100, [[arXiv:1301.4930](#)].
- [134] T. Izubuchi, *Lattice QCD + QED - from Isospin breaking to g-2 light-by-light*, talk given at Lattice 2012, Cairns, Australia, <http://www.physics.adelaide.edu.au/cssm/lattice2012>.
- [135] A. Portelli, *Review on the inclusion of isospin breaking effects in lattice calculations*, *PoS KAON13* (2013) 023, [[arXiv:1307.6056](#)].
- [136] N. Tantalo, *Isospin Breaking Effects on the Lattice*, [arXiv:1311.2797](#).
- [137] [FNAL/MILC 13C] E. Gamiz, A. Bazavov, C. Bernard, . C. Bouchard, C. DeTar *et al.*, *K semileptonic form factor with HISQ fermions at the physical point*, *PoS LATTICE2013* (2013) 395, [[arXiv:1311.7264](#)].
- [138] [RBC/UKQCD 13] P. A. Boyle, J. M. Flynn, N. Garron, A. Jüttner, C. T. Sachrajda *et al.*, *The kaon semileptonic form factor with near physical domain wall quarks*, *JHEP* **1308** (2013) 132, [[arXiv:1305.7217](#)].
- [139] [MILC 12] A. Bazavov, C. Bernard, C. Bouchard, C. DeTar, D. Du *et al.*, *Kaon semileptonic vector form factor and determination of $|V_{us}|$ using staggered fermions*, *Phys.Rev.* **D87** (2013) 073012, [[arXiv:1212.4993](#)].
- [140] [JLQCD 12] T. Kaneko *et al.*, *Chiral behavior of kaon semileptonic form factors in lattice QCD with exact chiral symmetry*, *PoS LAT2012* (2012) 111, [[arXiv:1211.6180](#)].
- [141] [JLQCD 11] T. Kaneko *et al.*, *Kaon semileptonic form factors in QCD with exact chiral symmetry*, *PoS LAT2011* (2011) 284, [[arXiv:1112.5259](#)].
- [142] [RBC/UKQCD 10] P. A. Boyle *et al.*, *$K \rightarrow \pi$ form factors with reduced model dependence*, *Eur.Phys.J.* **C69** (2010) 159–167, [[arXiv:1004.0886](#)].
- [143] [RBC/UKQCD 07] P. A. Boyle, A. Jüttner, R. Kenway, C. Sachrajda, S. Sasaki *et al.*, *K_{13} semileptonic form-factor from 2+1 flavour lattice QCD*, *Phys.Rev.Lett.* **100** (2008) 141601, [[arXiv:0710.5136](#)].

- [144] [ETM 10D] V. Lubicz, F. Mescia, L. Orifici, S. Simula and C. Tarantino, *Improved analysis of the scalar and vector form factors of kaon semileptonic decays with $N_f = 2$ twisted-mass fermions*, *PoS LAT2010* (2010) 316, [[arXiv:1012.3573](#)].
- [145] [ETM 09A] V. Lubicz, F. Mescia, S. Simula and C. Tarantino, *$K \rightarrow \pi \ell \nu$ semileptonic form factors from two-flavor lattice QCD*, *Phys. Rev.* **D80** (2009) 111502, [[arXiv:0906.4728](#)].
- [146] [QCDSF 07] D. Brömmel *et al.*, *Kaon semileptonic decay form factors from $N_f = 2$ non-perturbatively $O(a)$ -improved Wilson fermions*, *PoS LAT2007* (2007) 364, [[arXiv:0710.2100](#)].
- [147] [RBC 06] C. Dawson, T. Izubuchi, T. Kaneko, S. Sasaki and A. Soni, *Vector form factor in K_{l3} semileptonic decay with two flavors of dynamical domain-wall quarks*, *Phys. Rev.* **D74** (2006) 114502, [[hep-ph/0607162](#)].
- [148] [JLQCD 05] N. Tsutsui *et al.*, *Kaon semileptonic decay form factors in two-flavor QCD*, *PoS LAT2005* (2006) 357, [[hep-lat/0510068](#)].
- [149] M. Ademollo and R. Gatto, *Nonrenormalization theorem for the strangeness violating vector currents*, *Phys. Rev. Lett.* **13** (1964) 264–265.
- [150] G. Furlan, F. Lannoy, C. Rossetti and G. Segré, *Symmetry-breaking corrections to weak vector currents*, *Nuovo Cim.* **38** (1965) 1747.
- [151] J. Gasser and H. Leutwyler, *Low-energy expansion of meson form factors*, *Nucl. Phys.* **B250** (1985) 517–538.
- [152] D. Bećirević, G. Martinelli and G. Villadoro, *The Ademollo-Gatto theorem for lattice semileptonic decays*, *Phys. Lett.* **B633** (2006) 84–88, [[hep-lat/0508013](#)].
- [153] [RBC 08] J. M. Flynn and C. T. Sachrajda, *$SU(2)$ chiral perturbation theory for $K_{\ell 3}$ decay amplitudes*, *Nucl. Phys.* **B812** (2009) 64–80, [[arXiv:0809.1229](#)].
- [154] [ETM 13F] P. Dimopoulos, R. Frezzotti, P. Lami, V. Lubicz, E. Picca *et al.*, *Pseudoscalar decay constants f_K/f_π , f_D and f_{D_s} with $N_f = 2 + 1 + 1$ ETMC configurations*, [[arXiv:1311.3080](#)].
- [155] [HPQCD 13A] R. Dowdall, C. Davies, G. Lepage and C. McNeile, *V_{us} from π and K decay constants in full lattice QCD with physical u , d , s and c quarks*, *Phys.Rev.* **D88** (2013) 074504, [[arXiv:1303.1670](#)].
- [156] [MILC 13A] A. Bazavov, C. Bernard, C. DeTar, J. Foley, W. Freeman *et al.*, *Leptonic decay-constant ratio f_{K^+}/f_{π^+} from lattice QCD with physical light quarks*, *Phys.Rev.Lett.* **110** (2013) 172003, [[arXiv:1301.5855](#)].
- [157] [ETM 10E] F. Farchioni, G. Herdoiza, K. Jansen, M. Petschlies, C. Urbach *et al.*, *Pseudoscalar decay constants from $N_f = 2 + 1 + 1$ twisted mass lattice QCD*, *PoS LAT2010* (2010) 128, [[arXiv:1012.0200](#)].
- [158] [MILC 10] A. Bazavov *et al.*, *Results for light pseudoscalar mesons*, *PoS LAT2010* (2010) 074, [[arXiv:1012.0868](#)].

- [159] [JLQCD/TWQCD 10] J. Noaki *et al.*, *Chiral properties of light mesons in $N_f = 2 + 1$ overlap QCD*, *PoS LAT2010* (2010) 117.
- [160] [BMW 10] S. Dürr, Z. Fodor, C. Hoelbling, S. Katz, S. Krieg *et al.*, *The ratio F_K/F_π in QCD*, *Phys.Rev.* **D81** (2010) 054507, [[arXiv:1001.4692](#)].
- [161] [JLQCD/TWQCD 09A] J. Noaki *et al.*, *Chiral properties of light mesons with $N_f = 2 + 1$ overlap fermions*, *PoS LAT2009* (2009) 096, [[arXiv:0910.5532](#)].
- [162] C. Aubin, J. Laiho and R. S. Van de Water, *Light pseudoscalar meson masses and decay constants from mixed action lattice QCD*, *PoS LAT2008* (2008) 105, [[arXiv:0810.4328](#)].
- [163] [PACS-CS 08A] Y. Kuramashi, *PACS-CS results for 2+1 flavor lattice QCD simulation on and off the physical point*, *PoS LAT2008* (2008) 018, [[arXiv:0811.2630](#)].
- [164] [HPQCD/UKQCD 07] E. Follana, C. T. H. Davies, G. P. Lepage and J. Shigemitsu, *High precision determination of the π , K , D and D_s decay constants from lattice QCD*, *Phys. Rev. Lett.* **100** (2008) 062002, [[arXiv:0706.1726](#)].
- [165] [NPLQCD 06] S. R. Beane, P. F. Bedaque, K. Orginos and M. J. Savage, *f_K/f_π in full QCD with domain wall valence quarks*, *Phys. Rev.* **D75** (2007) 094501, [[hep-lat/0606023](#)].
- [166] [ALPHA 13] S. Lottini, *Chiral behaviour of the pion decay constant in $N_f = 2$ QCD*, *PoS LATTICE2013* (2013) 315, [[arXiv:1311.3081](#)].
- [167] [BGR 11] G. P. Engel, C. Lang, M. Limmer, D. Mohler and A. Schäfer, *QCD with two light dynamical chirally improved quarks: mesons*, *Phys.Rev.* **D85** (2012) 034508, [[arXiv:1112.1601](#)].
- [168] [ETM 09] B. Blossier *et al.*, *Pseudoscalar decay constants of kaon and D-mesons from $N_f = 2$ twisted mass lattice QCD*, *JHEP* **0907** (2009) 043, [[arXiv:0904.0954](#)].
- [169] [QCDSF/UKQCD 07] G. Schierholz *et al.*, *Probing the chiral limit with clover fermions I: the meson sector*, talk given at Lattice 2007, Regensburg, Germany, *PoS LAT2007*, 133.
- [170] A. Kastner and H. Neufeld, *The K_{13} scalar form factors in the Standard Model*, *Eur. Phys. J.* **C57** (2008) 541–556, [[arXiv:0805.2222](#)].
- [171] V. Cirigliano *et al.*, *The Green function and $SU(3)$ breaking in K_{13} decays*, *JHEP* **04** (2005) 006, [[hep-ph/0503108](#)].
- [172] M. Jamin, J. A. Oller and A. Pich, *Order p^6 chiral couplings from the scalar $K\pi$ form factor*, *JHEP* **02** (2004) 047, [[hep-ph/0401080](#)].
- [173] J. Bijnens and P. Talavera, *K_{13} decays in chiral perturbation theory*, *Nucl. Phys.* **B669** (2003) 341–362, [[hep-ph/0303103](#)].
- [174] H. Leutwyler and M. Roos, *Determination of the elements V_{us} and V_{ud} of the Kobayashi-Maskawa matrix*, *Z. Phys.* **C25** (1984) 91.

- [175] P. Post and K. Schilcher, K_{l3} form factors at order p^6 in chiral perturbation theory, *Eur. Phys. J.* **C25** (2002) 427–443, [[hep-ph/0112352](#)].
- [176] V. Cirigliano and H. Neufeld, A note on isospin violation in $P_{l2}(\gamma)$ decays, *Phys.Lett.* **B700** (2011) 7–10, [[arXiv:1102.0563](#)].
- [177] D. Guadagnoli, F. Mescia and S. Simula, Lattice study of semileptonic form-factors with twisted boundary conditions, *Phys.Rev.* **D73** (2006) 114504, [[hep-lat/0512020](#)].
- [178] [UKQCD 07] P. A. Boyle, J. Flynn, A. Jüttner, C. Sachrajda and J. Zanotti, Hadronic form factors in lattice QCD at small and vanishing momentum transfer, *JHEP* **0705** (2007) 016, [[hep-lat/0703005](#)].
- [179] [ETM 09F] S. Di Vita *et al.*, Vector and scalar form factors for K - and D -meson semileptonic decays from twisted mass fermions with $N_f = 2$, *PoS LAT2009* (2009) 257, [[arXiv:0910.4845](#)].
- [180] [SPQcdR 04] D. Bećirević *et al.*, The $K \rightarrow \pi$ vector form factor at zero momentum transfer on the lattice, *Nucl. Phys.* **B705** (2005) 339–362, [[hep-ph/0403217](#)].
- [181] A. Jüttner *et al.*, Kaon semileptonic decay from the $SU(3)$ -symmetric point down to physical quark masses, .
- [182] M. Lüscher, Properties and uses of the Wilson flow in lattice QCD, *JHEP* **1008** (2010) 071, [[arXiv:1006.4518](#)].
- [183] [BMW 12A] S. Borsanyi, S. Dürer, Z. Fodor, C. Hoelbling, S. D. Katz *et al.*, High-precision scale setting in lattice QCD, *JHEP* **1209** (2012) 010, [[arXiv:1203.4469](#)].
- [184] [TWQCD 11] T.-W. Chiu, T.-H. Hsieh and Y.-Y. Mao, Pseudoscalar meson in two flavors QCD with the optimal domain-wall fermion, *Phys.Lett.* **B717** (2012) 420–424, [[arXiv:1109.3675](#)].
- [185] [HPQCD 09B] C. T. H. Davies, E. Follana, I. Kendall, G. P. Lepage and C. McNeile, Precise determination of the lattice spacing in full lattice QCD, *Phys.Rev.* **D81** (2010) 034506, [[arXiv:0910.1229](#)].
- [186] M. E. Fisher and V. Privman, First-order transitions breaking $O(n)$ symmetry: finite-size scaling, *Phys. Rev.* **B32** (1985) 447–464.
- [187] E. Brezin and J. Zinn-Justin, Finite size effects in phase transitions, *Nucl. Phys.* **B257** (1985) 867.
- [188] J. Gasser and H. Leutwyler, Light quarks at low temperatures, *Phys. Lett.* **B184** (1987) 83.
- [189] J. Gasser and H. Leutwyler, Thermodynamics of chiral symmetry, *Phys. Lett.* **B188** (1987) 477.
- [190] J. Gasser and H. Leutwyler, Spontaneously broken symmetries: effective Lagrangians at finite volume, *Nucl. Phys.* **B307** (1988) 763.

- [191] P. Hasenfratz and H. Leutwyler, *Goldstone boson related finite size effects in field theory and critical phenomena with $O(N)$ symmetry*, *Nucl. Phys.* **B343** (1990) 241–284.
- [192] G. Colangelo, J. Gasser and H. Leutwyler, *$\pi\pi$ scattering*, *Nucl. Phys.* **B603** (2001) 125–179, [[hep-ph/0103088](#)].
- [193] F. C. Hansen, *Finite size effects in spontaneously broken $SU(N)\times SU(N)$ theories*, *Nucl. Phys.* **B345** (1990) 685–708.
- [194] F. C. Hansen and H. Leutwyler, *Charge correlations and topological susceptibility in QCD*, *Nucl. Phys.* **B350** (1991) 201–227.
- [195] L. Giusti, P. Hernandez, M. Laine, P. Weisz and H. Wittig, *Low-energy couplings of QCD from current correlators near the chiral limit*, *JHEP* **0404** (2004) 013, [[hep-lat/0402002](#)].
- [196] H. Leutwyler and A. V. Smilga, *Spectrum of Dirac operator and role of winding number in QCD*, *Phys. Rev.* **D46** (1992) 5607–5632.
- [197] P. H. Damgaard, M. C. Diamantini, P. Hernandez and K. Jansen, *Finite-size scaling of meson propagators*, *Nucl. Phys.* **B629** (2002) 445–478, [[hep-lat/0112016](#)].
- [198] P. H. Damgaard, P. Hernandez, K. Jansen, M. Laine and L. Lellouch, *Finite-size scaling of vector and axial current correlators*, *Nucl. Phys.* **B656** (2003) 226–238, [[hep-lat/0211020](#)].
- [199] S. Aoki and H. Fukaya, *Chiral perturbation theory in a θ vacuum*, *Phys. Rev.* **D81** (2010) 034022, [[arXiv:0906.4852](#)].
- [200] F. Bernardoni, P. H. Damgaard, H. Fukaya and P. Hernandez, *Finite volume scaling of Pseudo Nambu-Goldstone Bosons in QCD*, *JHEP* **10** (2008) 008, [[arXiv:0808.1986](#)].
- [201] P. Hernandez, S. Necco, C. Pena and G. Vulvert, *$N_f = 2$ chiral dynamics in the mixed chiral regime*, *PoS LAT2012* (2012) 204, [[arXiv:1211.1488](#)].
- [202] P. H. Damgaard and H. Fukaya, *The chiral condensate in a finite volume*, *JHEP* **01** (2009) 052, [[arXiv:0812.2797](#)].
- [203] S. Aoki and H. Fukaya, *Interpolation between the ϵ - and p -regimes*, *Phys.Rev.* **D84** (2011) 014501, [[arXiv:1105.1606](#)].
- [204] H. Leutwyler, *Energy levels of light quarks confined to a box*, *Phys. Lett.* **B189** (1987) 197.
- [205] P. Hasenfratz, *The QCD rotator in the chiral limit*, *Nucl. Phys.* **B828** (2010) 201–214, [[arXiv:0909.3419](#)].
- [206] F. Niedermayer and C. Weiermann, *The rotator spectrum in the δ -regime of the $O(n)$ effective field theory in 3 and 4 dimensions*, *Nucl. Phys.* **B842** (2011) 248–263, [[arXiv:1006.5855](#)].

- [207] M. Weingart, *The QCD rotator with a light quark mass*, [arXiv:1006.5076](#).
- [208] A. Hasenfratz, P. Hasenfratz, F. Niedermayer, D. Hierl and A. Schäfer, *First results in QCD with 2+1 light flavors using the fixed-point action*, *PoS LAT2006* (2006) 178, [[hep-lat/0610096](#)].
- [209] [QCDSF 10] W. Bietenholz *et al.*, *Pion in a box*, *Phys. Lett.* **B687** (2010) 410–414, [[arXiv:1002.1696](#)].
- [210] P. Di Vecchia and G. Veneziano, *Chiral dynamics in the large N limit*, *Nucl. Phys.* **B171** (1980) 253.
- [211] [TWQCD 09] Y.-Y. Mao and T.-W. Chiu, *Topological susceptibility to the one-loop order in chiral perturbation theory*, *Phys. Rev.* **D80** (2009) 034502, [[arXiv:0903.2146](#)].
- [212] V. Bernard, S. Descotes-Genon and G. Toucas, *Topological susceptibility on the lattice and the three-flavour quark condensate*, *JHEP* **1206** (2012) 051, [[arXiv:1203.0508](#)].
- [213] V. Bernard, S. Descotes-Genon and G. Toucas, *Determining the chiral condensate from the distribution of the winding number beyond topological susceptibility*, [arXiv:1209.4367](#).
- [214] [CERN 08] L. Giusti and M. Lüscher, *Chiral symmetry breaking and the Banks–Casher relation in lattice QCD with Wilson quarks*, *JHEP* **03** (2009) 013, [[arXiv:0812.3638](#)].
- [215] T. Banks and A. Casher, *Chiral symmetry breaking in confining theories*, *Nucl. Phys.* **B169** (1980) 103.
- [216] [ETM 13] K. Cichy, E. Garcia-Ramos and K. Jansen, *Chiral condensate from the twisted mass Dirac operator spectrum*, *JHEP* **1310** (2013) 175, [[arXiv:1303.1954](#)].
- [217] S. Necco and A. Shindler, *Corrections to the Banks-Casher relation with Wilson quarks*, *PoS CD12* (2012) 056, [[arXiv:1302.5595](#)].
- [218] E. V. Shuryak and J. J. M. Verbaarschot, *Random matrix theory and spectral sum rules for the Dirac operator in QCD*, *Nucl. Phys.* **A560** (1993) 306–320, [[hep-th/9212088](#)].
- [219] J. J. M. Verbaarschot and I. Zahed, *Spectral density of the QCD Dirac operator near zero virtuality*, *Phys. Rev. Lett.* **70** (1993) 3852–3855, [[hep-th/9303012](#)].
- [220] J. J. M. Verbaarschot, *The spectrum of the QCD Dirac operator and chiral random matrix theory: the threefold way*, *Phys. Rev. Lett.* **72** (1994) 2531–2533, [[hep-th/9401059](#)].
- [221] J. J. M. Verbaarschot and T. Wettig, *Random matrix theory and chiral symmetry in QCD*, *Ann. Rev. Nucl. Part. Sci.* **50** (2000) 343–410, [[hep-ph/0003017](#)].
- [222] S. M. Nishigaki, P. H. Damgaard and T. Wettig, *Smallest Dirac eigenvalue distribution from random matrix theory*, *Phys. Rev.* **D58** (1998) 087704, [[hep-th/9803007](#)].

- [223] P. H. Damgaard and S. M. Nishigaki, *Distribution of the k -th smallest Dirac operator eigenvalue*, *Phys. Rev.* **D63** (2001) 045012, [[hep-th/0006111](#)].
- [224] F. Basile and G. Akemann, *Equivalence of QCD in the ϵ -regime and chiral random matrix theory with or without chemical potential*, *JHEP* **12** 043, [[arXiv:0710.0376](#)].
- [225] M. Kieburg, J. J. M. Verbaarschot and S. Zafeiropoulos, *Random matrix models for the hermitian Wilson-Dirac operator of QCD-like theories*, *PoS LAT2012* (2012) 209, [[arXiv:1303.3242](#)].
- [226] G. Akemann, P. H. Damgaard, J. C. Osborn and K. Splittorff, *A new chiral two-matrix theory for Dirac spectra with imaginary chemical potential*, *Nucl. Phys.* **B766** (2007) 34–67, [[hep-th/0609059](#)].
- [227] C. Lehner, S. Hashimoto and T. Wettig, *The ϵ -expansion at next-to-next-to-leading order with small imaginary chemical potential*, *JHEP* **06** (2010) 028, [[arXiv:1004.5584](#)].
- [228] C. Lehner, J. Bloch, S. Hashimoto and T. Wettig, *Geometry dependence of RMT-based methods to extract the low-energy constants Σ and F* , *JHEP* **1105** (2011) 115, [[arXiv:1101.5576](#)].
- [229] [CERN-TOV 05] L. Del Debbio, L. Giusti, M. Lüscher, R. Petronzio and N. Tantalo, *Stability of lattice QCD simulations and the thermodynamic limit*, *JHEP* **02** (2006) 011, [[hep-lat/0512021](#)].
- [230] [JLQCD/TWQCD 07B] H. Fukaya *et al.*, *Two-flavor lattice QCD in the ϵ -regime and chiral random matrix theory*, *Phys. Rev.* **D76** (2007) 054503, [[arXiv:0705.3322](#)].
- [231] [BGR 06] C. B. Lang, P. Majumdar and W. Ortner, *The condensate for two dynamical chirally improved quarks in QCD*, *Phys. Lett.* **B649** (2007) 225–229, [[hep-lat/0611010](#)].
- [232] T. DeGrand, Z. Liu and S. Schaefer, *Quark condensate in two-flavor QCD*, *Phys. Rev.* **D74** (2006) 094504, [[hep-lat/0608019](#)].
- [233] P. Hasenfratz *et al.*, *2+1 flavor QCD simulated in the ϵ -regime in different topological sectors*, *JHEP* **11** (2009) 100, [[arXiv:0707.0071](#)].
- [234] T. DeGrand and S. Schaefer, *Parameters of the lowest order chiral Lagrangian from fermion eigenvalues*, *Phys. Rev.* **D76** (2007) 094509, [[arXiv:0708.1731](#)].
- [235] J. F. Donoghue, J. Gasser and H. Leutwyler, *The decay of a light Higgs boson*, *Nucl. Phys.* **B343** (1990) 341–368.
- [236] J. Bijnens, G. Colangelo and P. Talavera, *The vector and scalar form factors of the pion to two loops*, *JHEP* **05** (1998) 014, [[hep-ph/9805389](#)].
- [237] [ETM 08] R. Frezzotti, V. Lubicz and S. Simula, *Electromagnetic form factor of the pion from twisted-mass lattice QCD at $N_f = 2$* , *Phys. Rev.* **D79** (2009) 074506, [[arXiv:0812.4042](#)].

- [238] [JLQCD/TWQCD 08] T. Kaneko *et al.*, *Pion vector and scalar form factors with dynamical overlap quarks*, *PoS LAT2008* (2008) 158, [[arXiv:0810.2590](#)].
- [239] A. Jüttner, *Revisiting the pion's scalar form factor in chiral perturbation theory*, *JHEP* **1201** (2012) 007, [[arXiv:1110.4859](#)].
- [240] [ETM 09C] R. Baron *et al.*, *Light meson physics from maximally twisted mass lattice QCD*, *JHEP* **08** (2010) 097, [[arXiv:0911.5061](#)].
- [241] J. Gasser, C. Haefeli, M. A. Ivanov and M. Schmid, *Integrating out strange quarks in ChPT*, *Phys. Lett.* **B652** (2007) 21–26, [[arXiv:0706.0955](#)].
- [242] J. Gasser, C. Haefeli, M. A. Ivanov and M. Schmid, *Integrating out strange quarks in ChPT: terms at order p^6* , *Phys. Lett.* **B675** (2009) 49–53, [[arXiv:0903.0801](#)].
- [243] S. Dürr, *Convergence issues in ChPT: a lattice perspective*, *PoS KAON13* (2013) 027, [[arXiv:1305.5758](#)].
- [244] G. Rupak and N. Shoresh, *Chiral perturbation theory for the Wilson lattice action*, *Phys. Rev.* **D66** (2002) 054503, [[hep-lat/0201019](#)].
- [245] S. Aoki, *Chiral perturbation theory with Wilson-type fermions including a^2 effects: $N_f = 2$ degenerate case*, *Phys. Rev.* **D68** (2003) 054508, [[hep-lat/0306027](#)].
- [246] O. Bär, G. Rupak and N. Shoresh, *Chiral perturbation theory at $O(a^2)$ for lattice QCD*, *Phys. Rev.* **D70** (2004) 034508, [[hep-owat/0306021](#)].
- [247] [ETM 13A] G. Herdoiza, K. Jansen, C. Michael, K. Ottnad and C. Urbach, *Determination of low-energy constants of Wilson chiral perturbation theory*, *JHEP* **1305** (2013) 038, [[arXiv:1303.3516](#)].
- [248] S. Borsanyi, S. Dürr, Z. Fodor, S. Krieg, A. Schäfer *et al.*, *$SU(2)$ chiral perturbation theory low-energy constants from 2+1 flavor staggered lattice simulations*, *Phys. Rev.* **D88** (2013) 014513, [[arXiv:1205.0788](#)].
- [249] [MILC 12B] A. Bazavov *et al.*, *Lattice QCD ensembles with four flavors of highly improved staggered quarks*, *Phys. Rev.* **D87** (2013) 054505, [[arXiv:1212.4768](#)].
- [250] [JLQCD 09] H. Fukaya *et al.*, *Determination of the chiral condensate from 2+1-flavor lattice QCD*, *Phys. Rev. Lett.* **104** (2010) 122002, [[arXiv:0911.5555](#)].
- [251] [JLQCD/TWQCD 10A] H. Fukaya *et al.*, *Determination of the chiral condensate from QCD Dirac spectrum on the lattice*, *Phys. Rev.* **D83** (2011) 074501, [[arXiv:1012.4052](#)].
- [252] [RBC/UKQCD 08A] P. A. Boyle *et al.*, *The pion's electromagnetic form factor at small momentum transfer in full lattice QCD*, *JHEP* **07** (2008) 112, [[arXiv:0804.3971](#)].
- [253] [BMW 13] S. Dürr, Z. Fodor, C. Hoelbling, S. Krieg, T. Kurth *et al.*, *Lattice QCD at the physical point meets $SU(2)$ chiral perturbation theory*, [[arXiv:1310.3626](#)].

- [254] [TWQCD 08] T.-W. Chiu, T.-H. Hsieh and P.-K. Tseng, *Topological susceptibility in 2+1 flavors lattice QCD with domain-wall fermions*, *Phys. Lett.* **B671** (2009) 135–138, [[arXiv:0810.3406](#)].
- [255] [JLQCD/TWQCD 08B] T.-W. Chiu *et al.*, *Topological susceptibility in (2+1)-flavor lattice QCD with overlap fermion*, *PoS LAT2008* (2008) 072, [[arXiv:0810.0085](#)].
- [256] B. B. Brandt, A. Jüttner and H. Wittig, *The pion vector form factor from lattice QCD and NNLO chiral perturbation theory*, *JHEP* **1311** (2013) 034, [[arXiv:1306.2916](#)].
- [257] [ETM 12] F. Burger, V. Lubicz, M. Müller-Preussker, S. Simula and C. Urbach, *Quark mass and chiral condensate from the Wilson twisted mass lattice quark propagator*, *Phys.Rev.* **D87** (2013) 034514, [[arXiv:1210.0838](#)].
- [258] F. Bernardoni, N. Garron, P. Hernandez, S. Necco and C. Pena, *Light quark correlators in a mixed-action setup*, *PoS LAT2011* (2011) 109, [[arXiv:1110.0922](#)].
- [259] [TWQCD 11A] T.-W. Chiu, T. H. Hsieh and Y. Y. Mao, *Topological susceptibility in two flavors lattice QCD with the optimal domain-wall fermion*, *Phys.Lett.* **B702** (2011) 131–134, [[arXiv:1105.4414](#)].
- [260] F. Bernardoni, P. Hernandez, N. Garron, S. Necco and C. Pena, *Probing the chiral regime of $N_f = 2$ QCD with mixed actions*, *Phys. Rev.* **D83** (2011) 054503, [[arXiv:1008.1870](#)].
- [261] [JLQCD/TWQCD 07A] S. Aoki *et al.*, *Topological susceptibility in two-flavor lattice QCD with exact chiral symmetry*, *Phys. Lett.* **B665** (2008) 294–297, [[arXiv:0710.1130](#)].
- [262] [ETM 09B] K. Jansen and A. Shindler, *The ϵ -regime of chiral perturbation theory with Wilson-type fermions*, *PoS LAT2009* (2009) 070, [[arXiv:0911.1931](#)].
- [263] A. Hasenfratz, R. Hoffmann and S. Schaefer, *Low energy chiral constants from ϵ -regime simulations with improved Wilson fermions*, *Phys. Rev.* **D78** (2008) 054511, [[arXiv:0806.4586](#)].
- [264] [JLQCD/TWQCD 07] H. Fukaya *et al.*, *Lattice study of meson correlators in the ϵ -regime of two-flavor QCD*, *Phys. Rev.* **D77** (2008) 074503, [[arXiv:0711.4965](#)].
- [265] [ETM 11] R. Baron *et al.*, *Light hadrons from $N_f = 2 + 1 + 1$ dynamical twisted mass fermions*, *PoS LAT2010* (2010) 123, [[arXiv:1101.0518](#)].
- [266] [NPLQCD 11] S. R. Beane, W. Detmold, P. Junnarkar, T. Luu, K. Orginos *et al.*, *$SU(2)$ low-energy constants from mixed-action lattice QCD*, *Phys.Rev.* **D86** (2012) 094509, [[arXiv:1108.1380](#)].
- [267] [QCDSF 13] R. Horsley, Y. Nakamura, A. Nobile, P. Rakow, G. Schierholz *et al.*, *Nucleon axial charge and pion decay constant from two-flavor lattice QCD*, [[arXiv:1302.2233](#)].
- [268] G. Colangelo and S. Dürr, *The pion mass in finite volume*, *Eur. Phys. J.* **C33** (2004) 543–553, [[hep-lat/0311023](#)].

- [269] V. Gülpers, G. von Hippel and H. Wittig, *The scalar pion form factor in two-flavor lattice QCD*, [arXiv:1309.2104](#).
- [270] [JLQCD/TWQCD 09] S. Aoki *et al.*, *Pion form factors from two-flavor lattice QCD with exact chiral symmetry*, *Phys. Rev.* **D80** (2009) 034508, [[arXiv:0905.2465](#)].
- [271] [CERN-TOV 06] L. Del Debbio, L. Giusti, M. Lüscher, R. Petronzio and N. Tantalo, *QCD with light Wilson quarks on fine lattices (I): first experiences and physics results*, *JHEP* **02** (2007) 056, [[hep-lat/0610059](#)].
- [272] O. Bär, *Chiral logs in twisted mass lattice QCD with large isospin breaking*, *Phys.Rev.* **D82** (2010) 094505, [[arXiv:1008.0784](#)].
- [273] G. Colangelo, U. Wenger and J. M. S. Wu, *Twisted mass finite volume effects*, *Phys. Rev.* **D82** (2010) 034502, [[arXiv:1003.0847](#)].
- [274] [LHP 04] F. D. R. Bonnet, R. G. Edwards, G. T. Fleming, R. Lewis and D. G. Richards, *Lattice computations of the pion form factor*, *Phys. Rev.* **D72** (2005) 054506, [[hep-lat/0411028](#)].
- [275] [QCDSF/UKQCD 06A] D. Brömmel *et al.*, *The pion form factor from lattice QCD with two dynamical flavours*, *Eur. Phys. J.* **C51** (2007) 335–345, [[hep-lat/0608021](#)].
- [276] S. R. Amendolia *et al.*, *A measurement of the space-like pion electromagnetic form factor*, *Nucl. Phys.* **B277** (1986) 168.
- [277] S. Dürr, M_π^2 versus m_q : comparing CP-PACS and UKQCD data to chiral perturbation theory, *Eur. Phys. J.* **C29** (2003) 383–395, [[hep-lat/0208051](#)].
- [278] N. H. Fuchs, H. Sazdjian and J. Stern, *How to probe the scale of $\bar{q}q$ in chiral perturbation theory*, *Phys. Lett.* **B269** (1991) 183–188.
- [279] J. Stern, H. Sazdjian and N. H. Fuchs, *What π - π scattering tells us about chiral perturbation theory*, *Phys. Rev.* **D47** (1993) 3814–3838, [[hep-ph/9301244](#)].
- [280] S. Descotes-Genon, L. Girlanda and J. Stern, *Paramagnetic effect of light quark loops on chiral symmetry breaking*, *JHEP* **01** (2000) 041, [[hep-ph/9910537](#)].
- [281] V. Bernard, S. Descotes-Genon and G. Toucas, *Chiral dynamics with strange quarks in the light of recent lattice simulations*, *JHEP* **1101** (2011) 107, [[arXiv:1009.5066](#)].
- [282] J. Bijnens, N. Danielsson and T. A. Lähde, *Three-flavor partially quenched chiral perturbation theory at NNLO for meson masses and decay constants*, *Phys. Rev.* **D73** (2006) 074509, [[hep-lat/0602003](#)].
- [283] J. Bijnens and I. Jemos, *A new global fit of the L_i^r at next-to-next-to-leading order in chiral perturbation theory*, *Nucl.Phys.* **B854** (2012) 631–665, [[arXiv:1103.5945](#)].
- [284] C. Bernard and M. Golterman, *On the foundations of partially quenched chiral perturbation theory*, *Phys.Rev.* **D88** (2013) 014004, [[arXiv:1304.1948](#)].
- [285] [JLQCD 08A] E. Shintani *et al.*, *S-parameter and pseudo-Nambu-Goldstone boson mass from lattice QCD*, *Phys. Rev. Lett.* **101** (2008) 242001, [[arXiv:0806.4222](#)].

- [286] [RBC/UKQCD 09] P. A. Boyle, L. Del Debbio, J. Wennekers and J. M. Zanotti, *The S Parameter in QCD from Domain Wall Fermions*, *Phys.Rev.* **D81** (2010) 014504, [[arXiv:0909.4931](#)].
- [287] J. Bijnens and P. Talavera, *Pion and kaon electromagnetic form-factors*, *JHEP* **0203** (2002) 046, [[hep-ph/0203049](#)].
- [288] M. Davier, L. Girlanda, A. Hocker and J. Stern, *Finite energy chiral sum rules and tau spectral functions*, *Phys.Rev.* **D58** (1998) 096014, [[hep-ph/9802447](#)].
- [289] C. Jung, *Status of dynamical ensemble generation*, *PoS LAT2009* (2009) 002, [[arXiv:1001.0941](#)].
- [290] G. C. Branco, L. Lavoura and J. P. Silva, *CP violation*, *Int. Ser. Monogr. Phys.* **103** (1999) 1–536.
- [291] G. Buchalla, A. J. Buras and M. E. Lautenbacher, *Weak decays beyond leading logarithms*, *Rev. Mod. Phys.* **68** (1996) 1125–1144, [[hep-ph/9512380](#)].
- [292] A. J. Buras, *Weak Hamiltonian, CP violation and rare decays*, [hep-ph/9806471](#).
Published in *Les Houches 1997, Probing the standard model of particle interactions*, Pt. 1, 281–539.
- [293] T. Inami and C. S. Lim, *Effects of superheavy quarks and leptons in low-energy weak processes $K_L \rightarrow \mu\bar{\mu}$, $K^+ \rightarrow \pi^+\nu\bar{\nu}$ and $K^0 \leftrightarrow \bar{K}^0$* , *Prog. Theor. Phys.* **65** (1981) 297.
- [294] J. Brod and M. Gorbahn, *Next-to-next-to-leading-order charm-quark contribution to the CP violation parameter ϵ_K and ΔM_K* , *Phys.Rev.Lett.* **108** (2012) 121801, [[arXiv:1108.2036](#)].
- [295] J. Brod and M. Gorbahn, *ϵ_K at next-to-next-to-leading order: the charm-top-quark contribution*, *Phys. Rev.* **D82** (2010) 094026, [[arXiv:1007.0684](#)].
- [296] G. Martinelli, C. Pittori, C. T. Sachrajda, M. Testa and A. Vladikas, *A general method for nonperturbative renormalization of lattice operators*, *Nucl. Phys.* **B445** (1995) 81–108, [[hep-lat/9411010](#)].
- [297] C. Aubin, J. Laiho and R. S. Van de Water, *The neutral kaon mixing parameter B_K from unquenched mixed-action lattice QCD*, *Phys. Rev.* **D81** (2010) 014507, [[arXiv:0905.3947](#)].
- [298] [SWME 11] J. Kim, C. Jung, H.-J. Kim, W. Lee and S. R. Sharpe, *Finite volume effects in B_K with improved staggered fermions*, *Phys.Rev.* **D83** (2011) 117501, [[arXiv:1101.2685](#)].
- [299] [SWME 11A] T. Bae *et al.*, *Kaon B-parameter from improved staggered fermions in $N_f = 2 + 1$ QCD*, *Phys.Rev.Lett.* **109** (2012) 041601, [[arXiv:1111.5698](#)].
- [300] [BMW 11] S. Dürr, Z. Fodor, C. Hoelbling, S. Katz, S. Krieg *et al.*, *Precision computation of the kaon bag parameter*, *Phys.Lett.* **B705** (2011) 477–481, [[arXiv:1106.3230](#)].

- [301] [ALPHA 07A] P. Dimopoulos *et al.*, *Non-perturbative renormalisation of $\Delta F = 2$ four-fermion operators in two-flavour QCD*, *JHEP* **0805** (2008) 065, [[arXiv:0712.2429](#)].
- [302] K. Anikeev *et al.*, *B physics at the Tevatron: Run II and beyond*, [hep-ph/0201071](#).
- [303] U. Nierste, *Three lectures on meson mixing and CKM phenomenology, published in Dubna 2008, Heavy Quark Physics (HQP08), pp. 1-39*, [arXiv:0904.1869](#).
- [304] A. J. Buras, D. Guadagnoli and G. Isidori, *On ϵ_K beyond lowest order in the operator product expansion*, *Phys. Lett.* **B688** (2010) 309–313, [[arXiv:1002.3612](#)].
- [305] A. J. Buras and D. Guadagnoli, *Correlations among new CP violating effects in $\Delta F = 2$ observables*, *Phys. Rev.* **D78** (2008) 033005, [[arXiv:0805.3887](#)].
- [306] [RBC/UKQCD 11A] T. Blum, P. Boyle, N. Christ, N. Garron, E. Goode *et al.*, *The $K \rightarrow (\pi\pi)_{I=2}$ decay amplitude from lattice QCD*, *Phys. Rev. Lett.* **108** (2012) 141601, [[arXiv:1111.1699](#)].
- [307] [RBC/UKQCD 12D] T. Blum, P. Boyle, N. Christ, N. Garron, E. Goode *et al.*, *Lattice determination of the $K \rightarrow (\pi\pi)_{I=2}$ decay amplitude A_2* , *Phys. Rev.* **D86** (2012) 074513, [[arXiv:1206.5142](#)].
- [308] D. Bećirević *et al.*, *$K^0\bar{K}^0$ mixing with Wilson fermions without subtractions*, *Phys. Lett.* **B487** (2000) 74–80, [[hep-lat/0005013](#)].
- [309] [ALPHA 01] R. Frezzotti, P. A. Grassi, S. Sint and P. Weisz, *Lattice QCD with a chirally twisted mass term*, *JHEP* **08** (2001) 058, [[hep-lat/0101001](#)].
- [310] [ALPHA 06] P. Dimopoulos *et al.*, *A precise determination of B_K in quenched QCD*, *Nucl. Phys.* **B749** (2006) 69–108, [[hep-ph/0601002](#)].
- [311] P. H. Ginsparg and K. G. Wilson, *A remnant of chiral symmetry on the lattice*, *Phys. Rev.* **D25** (1982) 2649.
- [312] [RBC 04] Y. Aoki *et al.*, *Lattice QCD with two dynamical flavors of domain wall fermions*, *Phys. Rev.* **D72** (2005) 114505, [[hep-lat/0411006](#)].
- [313] [ETM 10A] M. Constantinou *et al.*, *BK -parameter from $N_f = 2$ twisted mass lattice QCD*, *Phys. Rev.* **D83** (2011) 014505, [[arXiv:1009.5606](#)].
- [314] [RBC/UKQCD 10B] Y. Aoki *et al.*, *Continuum limit of B_K from 2+1 flavor domain wall QCD*, *Phys. Rev.* **D84** (2011) 014503, [[arXiv:1012.4178](#)].
- [315] [SWME 13] T. Bae *et al.*, *Update on B_K and ϵ_K with staggered quarks*, *PoS LATTICE2013* (2013) 476, [[arXiv:1310.7319](#)].
- [316] [SWME 10] T. Bae *et al.*, *B_K using HYP-smearred staggered fermions in $N_f = 2 + 1$ unquenched QCD*, *Phys. Rev.* **D82** (2010) 114509, [[arXiv:1008.5179](#)].
- [317] [RBC/UKQCD 07A] D. J. Antonio *et al.*, *Neutral kaon mixing from 2+1 flavor domain wall QCD*, *Phys. Rev. Lett.* **100** (2008) 032001, [[hep-ph/0702042](#)].

- [318] [HPQCD/UKQCD 06] E. Gamiz *et al.*, *Unquenched determination of the kaon parameter B_K from improved staggered fermions*, *Phys. Rev.* **D73** (2006) 114502, [[hep-lat/0603023](#)].
- [319] [JLQCD 08] S. Aoki *et al.*, *B_K with two flavors of dynamical overlap fermions*, *Phys. Rev.* **D77** (2008) 094503, [[arXiv:0801.4186](#)].
- [320] [UKQCD 04] J. M. Flynn, F. Mescia and A. S. B. Tariq, *Sea quark effects in B_K from $N_f = 2$ clover-improved Wilson fermions*, *JHEP* **11** (2004) 049, [[hep-lat/0406013](#)].
- [321] [ETM 11E] N. Carrasco, V. Gimenez, P. Dimopoulos, R. Frezzotti, D. Palao *et al.*, *$K^0 \bar{K}^0$ mixing in the Standard Model from $N_f = 2 + 1 + 1$ twisted mass lattice QCD*, *PoS LAT2011* (2011) 276, [[arXiv:1111.1262](#)].
- [322] J. Kim, T. Bae, H.-J. Kim, J. Kim, K. Kim *et al.*, *Determination of B_K using improved staggered fermions (IV) One-loop matching*, *PoS LAT2009* (2009) 264, [[arXiv:0910.5583](#)].
- [323] P. M. Vranas, *Domain wall fermions in vector theories*, *Dubna, 1999*, [[hep-lat/0001006](#)].
- [324] P. M. Vranas, *Gap domain wall fermions*, *Phys. Rev.* **D74** (2006) 034512, [[hep-lat/0606014](#)].
- [325] [JLQCD 06] H. Fukaya *et al.*, *Lattice gauge action suppressing near-zero modes of H_W* , *Phys.Rev.* **D74** (2006) 094505, [[hep-lat/0607020](#)].
- [326] D. Renfrew, T. Blum, N. Christ, R. Mawhinney and P. Vranas, *Controlling residual chiral symmetry breaking in domain wall fermion simulations*, *PoS LAT2008* (2008) 048, [[arXiv:0902.2587](#)].
- [327] [RBC/UKQCD 07C] Y. Aoki *et al.*, *Non-perturbative renormalization of quark bilinear operators and B_K using domain wall fermions*, *Phys. Rev.* **D78** (2008) 054510, [[arXiv:0712.1061](#)].
- [328] [FNAL/MILC 13] A. Bazavov *et al.*, *Charmed and strange pseudoscalar meson decay constants from HISQ simulations*, [[arXiv:1312.0149](#)].
- [329] [FNAL/MILC 12B] A. Bazavov *et al.*, *Pseudoscalar meson physics with four dynamical quarks*, *PoS LAT2012* (2012) 159, [[arXiv:1210.8431](#)].
- [330] [HPQCD 12A] H. Na, C. T. Davies, E. Follana, G. P. Lepage and J. Shigemitsu, *$|V_{cd}|$ from D meson leptonic decays*, *Phys.Rev.* **D86** (2012) 054510, [[arXiv:1206.4936](#)].
- [331] [FNAL/MILC 11] A. Bazavov *et al.*, *B - and D -meson decay constants from three-flavor lattice QCD*, *Phys.Rev.* **D85** (2012) 114506, [[arXiv:1112.3051](#)].
- [332] [PACS-CS 11] Y. Namekawa *et al.*, *Charm quark system at the physical point of 2+1 flavor lattice QCD*, *Phys.Rev.* **D84** (2011) 074505, [[arXiv:1104.4600](#)].
- [333] [FNAL/MILC 05] C. Aubin, C. Bernard, C. E. DeTar, M. Di Pierro, E. D. Freeland *et al.*, *Charmed meson decay constants in three-flavor lattice QCD*, *Phys.Rev.Lett.* **95** (2005) 122002, [[hep-lat/0506030](#)].

- [334] [ETM 13B] N. Carrasco *et al.*, *B-physics from $N_f = 2$ tmQCD: the Standard Model and beyond*, *JHEP* **1403** (2014) 016, [[arXiv:1308.1851](#)].
- [335] [ETM 11A] P. Dimopoulos *et al.*, *Lattice QCD determination of m_b , f_B and f_{B_s} with twisted mass Wilson fermions*, *JHEP* **1201** (2012) 046, [[arXiv:1107.1441](#)].
- [336] J. Heitger *et al.*, *Charm quark mass and D-meson decay constants from two-flavour lattice QCD*, *PoS (LATTICE 2013)* 475 (2013).
- [337] [HPQCD 11] H. Na *et al.*, *$D \rightarrow \pi \ell \nu$ semileptonic decays, $|V_{cd}|$ and 2^{nd} row unitarity from lattice QCD*, *Phys.Rev.* **D84** (2011) 114505, [[arXiv:1109.1501](#)].
- [338] C. Bernard and J. Komijani, *Chiral Perturbation Theory for All-Staggered Heavy-Light Mesons*, *Phys.Rev.* **D88** (2013) 094017, [[arXiv:1309.4533](#)].
- [339] K. Osterwalder and E. Seiler, *Gauge Field Theories on the Lattice*, *Annals Phys.* **110** (1978) 440.
- [340] D. Bećirević, B. Haas and F. Mescia, *Semileptonic D-decays and lattice QCD*, *PoS LAT2007* (2007) 355, [[arXiv:0710.1741](#)].
- [341] [HPQCD 10B] H. Na, C. T. Davies, E. Follana, G. P. Lepage and J. Shigemitsu, *The $D \rightarrow K \ell \nu$ semileptonic decay scalar form factor and $|V_{cs}|$ from lattice QCD*, *Phys.Rev.* **D82** (2010) 114506, [[arXiv:1008.4562](#)].
- [342] P. F. Bedaque, *Aharonov-Bohm effect and nucleon nucleon phase shifts on the lattice*, *Phys.Lett.* **B593** (2004) 82–88, [[nucl-th/0402051](#)].
- [343] C. Sachrajda and G. Villadoro, *Twisted boundary conditions in lattice simulations*, *Phys.Lett.* **B609** (2005) 73–85, [[hep-lat/0411033](#)].
- [344] [ETM 11B] S. Di Vita *et al.*, *Form factors of the $D \rightarrow \pi$ and $D \rightarrow K$ semileptonic decays with $N_f = 2$ twisted mass lattice QCD*, *PoS LAT2010* (2010) [[arXiv:1104.0869](#)].
- [345] [HPQCD 11C] J. Koponen *et al.*, *The D to K and D to π semileptonic decay form factors from lattice QCD*, *PoS LAT2011* (2011) 286, [[arXiv:1111.0225](#)].
- [346] [HPQCD 12B] J. Koponen, C. Davies and G. Donald, *D to K and D to π semileptonic form factors from lattice QCD*, *Charm 2012*, [[arXiv:1208.6242](#)].
- [347] [HPQCD 13C] J. Koponen, C. Davies, G. Donald, E. Follana, G. Lepage *et al.*, *The shape of the $D \rightarrow K$ semileptonic form factor from full lattice QCD and V_{cs}* , [[arXiv:1305.1462](#)].
- [348] C. G. Boyd, B. Grinstein and R. F. Lebed, *Constraints on form-factors for exclusive semileptonic heavy to light meson decays*, *Phys.Rev.Lett.* **74** (1995) 4603–4606, [[hep-ph/9412324](#)].
- [349] C. Bourrely, I. Caprini and L. Lellouch, *Model-independent description of $B \rightarrow \pi \ell \nu$ decays and a determination of $|V_{ub}|$* , *Phys.Rev.* **D79** (2009) 013008, [[arXiv:0807.2722](#)].

- [350] [FNAL/MILC 08A] J. A. Bailey *et al.*, *The $B \rightarrow \pi \ell \nu$ semileptonic form factor from three-flavor lattice QCD: a model-independent determination of $|V_{ub}|$* , *Phys.Rev.* **D79** (2009) 054507, [[arXiv:0811.3640](#)].
- [351] Belle Collaboration, H. Ha *et al.*, *Measurement of the decay $B^0 \rightarrow \pi^- \ell^+ \nu$ and determination of $|V_{ub}|$* , *Phys.Rev.* **D83** (2011) 071101, [[arXiv:1012.0090](#)].
- [352] Babar Collaboration, J. Lees *et al.*, *Branching fraction and form-factor shape measurements of exclusive charmless semileptonic B decays, and determination of $|V_{ub}|$* , *Phys.Rev.* **D86** (2012) 092004, [[arXiv:1208.1253](#)].
- [353] R. R. Horgan, Z. Liu, S. Meinel and M. Wingate, *Lattice QCD calculation of form factors describing the rare decays $B \rightarrow K^* \ell^+ \ell^-$ and $B_s \rightarrow \phi \ell^+ \ell^-$* , [arXiv:1310.3722](#).
- [354] F. Sanfilippo, D. Becirevic, V. Lubicz and S. Simula, *Semileptonic D -decays with twisted mass QCD*, *PoS (LATTICE 2013) 391* (2013). Talk given at Lattice 2013, Mainz, Germany.
- [355] D. Bećirević and A. B. Kaidalov, *Comment on the heavy \rightarrow light form-factors*, *Phys.Lett.* **B478** (2000) 417–423, [[hep-ph/9904490](#)].
- [356] [FNAL/MILC 04] C. Aubin *et al.*, *Semileptonic decays of D mesons in three-flavor lattice QCD*, *Phys.Rev.Lett.* **94** (2005) 011601, [[hep-ph/0408306](#)].
- [357] FOCUS Collaboration, J. Link *et al.*, *Measurements of the q^2 dependence of the $D^0 \rightarrow K^- \mu^+ \nu$ and $D^0 \rightarrow \pi^- \mu^+ \nu$ form factors*, *Phys.Lett.* **B607** (2005) 233–242, [[hep-ex/0410037](#)].
- [358] Belle Collaboration, K. Abe *et al.*, *Measurement of $D^0 \rightarrow \pi \ell \nu (K \ell \nu)$ and their form-factors*, [hep-ex/0510003](#).
- [359] [FNAL/MILC 12G] J. A. Bailey *et al.*, *Charm semileptonic decays and $|V_{cs(d)}|$ from heavy clover quarks and 2+1 flavor asqtad staggered ensembles*, *PoS LAT2012* (2012) 272, [[arXiv:1211.4964](#)].
- [360] [FNAL/MILC 12D] E. Gamiz *et al.*, *Kaon semileptonic decay form factors with HISQ valence quarks*, *PoS LAT2012* (2012) 113, [[arXiv:1211.0751](#)].
- [361] P. F. Bedaque and J.-W. Chen, *Twisted valence quarks and hadron interactions on the lattice*, *Phys.Lett.* **B616** (2005) 208–214, [[hep-lat/0412023](#)].
- [362] [FNAL/MILC 10A] C. Bernard *et al.*, *Tuning Fermilab Heavy Quarks in 2+1 Flavor Lattice QCD with Application to Hyperfine Splittings*, *Phys.Rev.* **D83** (2011) 034503, [[arXiv:1003.1937](#)].
- [363] [HPQCD 10C] E. B. Gregory *et al.*, *Precise B , B_s and B_c meson spectroscopy from full lattice QCD*, *Phys.Rev.* **D83** (2011) 014506, [[arXiv:1010.3848](#)].
- [364] [ALPHA 11] B. Blossier, J. Bulava, M. Della Morte, M. Donnellan, P. Fritzsche *et al.*, *M_b and f_B from non-perturbatively renormalized HQET with $N_f = 2$ light quarks*, *PoS LAT2011* (2011) 280, [[arXiv:1112.6175](#)].

- [365] [HPQCD 11A] C. McNeile, C. Davies, E. Follana, K. Hornbostel and G. Lepage, *High-precision f_{B_s} and HQET from relativistic lattice QCD*, *Phys.Rev.* **D85** (2012) 031503, [[arXiv:1110.4510](#)].
- [366] G. Bali, S. Collins, S. Dürr, Z. Fodor, R. Horsley *et al.*, *Spectra of heavy-light and heavy-heavy mesons containing charm quarks, including higher spin states for $N_f = 2 + 1$* , *PoS LATTICE2011* (2011) 135, [[arXiv:1108.6147](#)].
- [367] D. Mohler and R. Woloshyn, *D and D_s meson spectroscopy*, *Phys.Rev.* **D84** (2011) 054505, [[arXiv:1103.5506](#)].
- [368] [HPQCD 12F] R.J. Dowdall, C. Davies, T. Hammant and R. Horgan, *Precise heavy-light meson masses and hyperfine splittings from lattice QCD including charm quarks in the sea*, *Phys.Rev.* **D86** (2012) 094510, [[arXiv:1207.5149](#)].
- [369] [ALPHA 12A] F. Bernardoni, B. Blossier, J. Bulava, M. Della Morte, P. Fritzsche *et al.*, *B-physics from HQET in two-flavour lattice QCD*, *PoS LAT2012* (2012) 273, [[arXiv:1210.7932](#)].
- [370] S. Basak, S. Datta, M. Padmanath, P. Majumdar and N. Mathur, *Charm and strange hadron spectra from overlap fermions on HISQ gauge configurations*, *PoS LATTICE2012* (2012) 141, [[arXiv:1211.6277](#)].
- [371] G. Bali, S. Collins and P. Perez-Rubio, *Charmed hadron spectroscopy on the lattice for $N_f = 2 + 1$ flavours*, *J.Phys.Conf.Ser.* **426** (2013) 012017, [[arXiv:1212.0565](#)].
- [372] G. Moir, M. Peardon, S. M. Ryan, C. E. Thomas and L. Liu, *Excited spectroscopy of charmed mesons from lattice QCD*, *JHEP* **1305** (2013) 021, [[arXiv:1301.7670](#)].
- [373] M. Kalinowski and M. Wagner, *Masses of mesons with charm valence quarks from $2+1+1$ flavor twisted mass lattice QCD*, *Acta Phys.Polon.Supp.* **B6** (2013) 991, [[arXiv:1304.7974](#)].
- [374] [FNAL/MILC 09A] T. Burch, C. DeTar, M. Di Pierro, A. El-Khadra, E. Freeland *et al.*, *Quarkonium mass splittings in three-flavor lattice QCD*, *Phys.Rev.* **D81** (2010) 034508, [[arXiv:0912.2701](#)].
- [375] [FNAL/MILC 12H] C. DeTar, A. Kronfeld, S.-H. Lee, L. Levkova, D. Mohler *et al.*, *Charmonium mass splittings at the physical point*, *PoS LATTICE2012* (2012) 257, [[arXiv:1211.2253](#)].
- [376] [HPQCD 12G] G.C. Donald, C. Davies, R. Dowdall, E. Follana, K. Hornbostel *et al.*, *Precision tests of the J/ψ from full lattice QCD: mass, leptonic width and radiative decay rate to η_c* , *Phys.Rev.* **D86** (2012) 094501, [[arXiv:1208.2855](#)].
- [377] F. Sanfilippo and D. Becirevic, *Radiative decays of charmonia on the lattice*, *PoS ConfinementX* (2012) 134, [[arXiv:1301.5204](#)].
- [378] [HS 12] L. Liu *et al.*, *Excited and exotic charmonium spectroscopy from lattice QCD*, *JHEP* **1207** (2012) 126, [[arXiv:1204.5425](#)].

- [379] [HPQCD 05B] A. Gray *et al.*, *The upsilon spectrum and m_b from full lattice QCD*, *Phys.Rev.* **D72** (2005) 094507, [[hep-lat/0507013](#)].
- [380] S. Meinel, *The Bottomonium spectrum from lattice QCD with 2+1 flavors of domain wall fermions*, *Phys.Rev.* **D79** (2009) 094501, [[arXiv:0903.3224](#)].
- [381] S. Meinel, *Bottomonium spectrum at order v^6 from domain-wall lattice QCD: Precise results for hyperfine splittings*, *Phys.Rev.* **D82** (2010) 114502, [[arXiv:1007.3966](#)].
- [382] [HPQCD 11B] R. J. Dowdall *et al.*, *The upsilon spectrum and the determination of the lattice spacing from lattice QCD including charm quarks in the sea*, *Phys.Rev.* **D85** (2012) 054509, [[arXiv:1110.6887](#)].
- [383] [HPQCD 11D] J.O. Daldrop, C. Davies and R. Dowdall, *Prediction of the bottomonium D-wave spectrum from full lattice QCD*, *Phys.Rev.Lett.* **108** (2012) 102003, [[arXiv:1112.2590](#)].
- [384] [RBC/UKQCD 12A] Y. Aoki *et al.*, *Nonperturbative tuning of an improved relativistic heavy-quark action with application to bottom spectroscopy*, *Phys.Rev.* **D86** (2012) 116003, [[arXiv:1206.2554](#)].
- [385] R. Lewis and R. Woloshyn, *Higher angular momentum states of bottomonium in lattice NRQCD*, *Phys.Rev.* **D85** (2012) 114509, [[arXiv:1204.4675](#)].
- [386] [HPQCD 04A] I. Allison *et al.*, *Mass of the B/c meson in three-flavor lattice QCD*, *Phys. Rev. Lett.* **94** (2005) 172001, [[hep-lat/0411027](#)].
- [387] [HPQCD 09C] E.B. Gregory, C. Davies, E. Follana, E. Gamiz, I. Kendall *et al.*, *A Prediction of the $B^*(c)$ mass in full lattice QCD*, *Phys.Rev.Lett.* **104** (2010) 022001, [[arXiv:0909.4462](#)].
- [388] [HPQCD 12E] C. McNeile, C. Davies, E. Follana, K. Hornbostel and G. Lepage, *Heavy meson masses and decay constants from relativistic heavy quarks in full lattice QCD*, *Phys.Rev.* **D86** (2012) 074503, [[arXiv:1207.0994](#)].
- [389] [ALPHA 10] B. Blossier *et al.*, *HQET at order $1/m$: III. Decay constants in the quenched approximation*, *JHEP* **1012** (2010) 039, [[arXiv:1006.5816](#)].
- [390] [ALPHA 04A] J. Heitger, A. Jüttner, R. Sommer and J. Wennekers, *Non-perturbative tests of heavy quark effective theory*, *JHEP* **0411** (2004) 048, [[hep-ph/0407227](#)].
- [391] [ETM 09D] B. Blossier *et al.*, *A proposal for B-physics on current lattices*, *JHEP* **1004** (2010) 049, [[arXiv:0909.3187](#)].
- [392] [ETM 12B] N. Carrasco, P. Dimopoulos, R. Frezzotti, V. Gimenez, G. Herdoiza *et al.*, *B-physics from the ratio method with Wilson twisted mass fermions*, *PoS LAT2012* (2012) 104, [[arXiv:1211.0568](#)].
- [393] [HPQCD 13B] A.J. Lee *et al.*, *The mass of the b-quark from lattice NRQCD and lattice perturbation theory*, *Phys.Rev.* **D87** (2013) 074018, [[arXiv:1302.3739](#)].

- [394] [ETM 11F] K. Jansen, M. Petschlies and C. Urbach, *Charm Current-Current Correlators in Twisted Mass Lattice QCD*, *PoS LATTICE2011* (2011) 234, [[arXiv:1111.5252](#)].
- [395] S. Dürer and G. Koutsou, *m_c/m_s with Brillouin fermions*, *PoS LATTICE2011* (2011) 230, [[arXiv:1111.2577](#)].
- [396] G. Buchalla and A. J. Buras, *QCD corrections to rare K and B decays for arbitrary top quark mass*, *Nucl.Phys.* **B400** (1993) 225–239.
- [397] LHCb Collaboration, R. Aaij *et al.*, *First evidence for the decay $B_s \rightarrow \mu^+ \mu^-$* , *Phys.Rev.Lett.* **110** (2013) 021801, [[arXiv:1211.2674](#)].
- [398] [ETM 13E] N. Carrasco, P. Dimopoulos, R. Frezzotti, V. Giménez, P. Lami *et al.*, *A $N_f = 2 + 1 + 1$ "twisted" determination of the b-quark mass, f_B and f_{B_s}* , [[arXiv:1311.2837](#)].
- [399] [HPQCD 13] R. J. Dowdall, C. Davies, R. Horgan, C. Monahan and J. Shigemitsu, *B-meson decay constants from improved lattice NRQCD and physical u, d, s and c sea quarks*, *Phys.Rev.Lett.* **110** (2013) 222003, [[arXiv:1302.2644](#)].
- [400] [RBC/UKQCD 13A] O. Witzel, *B-meson decay constants with domain-wall light quarks and nonperturbatively tuned relativistic b-quarks*, [[arXiv:1311.0276](#)].
- [401] [HPQCD 12] H. Na, C. J. Monahan, C. T. Davies, R. Horgan, G. P. Lepage *et al.*, *The B and B_s meson decay constants from lattice QCD*, *Phys.Rev.* **D86** (2012) 034506, [[arXiv:1202.4914](#)].
- [402] [HPQCD 09] E. Gamiz, C. T. Davies, G. P. Lepage, J. Shigemitsu and M. Wingate, *Neutral B meson mixing in unquenched lattice QCD*, *Phys.Rev.* **D80** (2009) 014503, [[arXiv:0902.1815](#)].
- [403] [ALPHA 13] Bernardoni, F., B. Blossier, J. Bulava, M. Della Morte, P. Fritzsche *et al.*, *B-physics with $N_f = 2$ Wilson fermions*, [[arXiv:1309.1074](#)].
- [404] [ETM 13C] N. Carrasco *et al.*, *B-physics computations from $N_f=2$ tmQCD*, [[arXiv:1310.1851](#)].
- [405] [RBC/UKQCD 10C] C. Albertus *et al.*, *Neutral B-meson mixing from unquenched lattice QCD with domain-wall light quarks and static b-quarks*, *Phys.Rev.* **D82** (2010) 014505, [[arXiv:1001.2023](#)].
- [406] [FNAL/MILC 11B] E. T. Neil *et al.*, *B and D meson decay constants from 2 + 1 flavor improved staggered simulations*, *PoS LAT2011* (2011) 320, [[arXiv:1112.3978](#)].
- [407] T. Ishikawa, Y. Aoki, T. Izubuchi, C. Lehner and A. Soni, *Neutral B meson mixing with static heavy and domain-wall light quarks*, [[arXiv:1312.1010](#)].
- [408] O. Witzel, *Calculating B-meson decay constants using domain-wall light quarks and nonperturbatively tuned relativistic b-quarks*, *PoS LAT2012* (2012) 103, [[arXiv:1211.3180](#)].

- [409] A. Lenz and U. Nierste, *Theoretical update of $B_s - \bar{B}_s$ mixing*, *JHEP* **0706** (2007) 072, [[hep-ph/0612167](#)].
- [410] M. Beneke, G. Buchalla and I. Dunietz, *Width difference in the $B_s - \bar{B}_s$ system*, *Phys.Rev.* **D54** (1996) 4419–4431, [[hep-ph/9605259](#)].
- [411] [FNAL/MILC 11A] C. M. Bouchard, E. Freeland, C. Bernard, A. El-Khadra, E. Gamiz *et al.*, *Neutral B mixing from 2 + 1 flavor lattice-QCD: the Standard Model and beyond*, *PoS LAT2011* (2011) 274, [[arXiv:1112.5642](#)].
- [412] [HPQCD 06A] E. Dalgic, A. Gray, E. Gamiz, C. T. Davies, G. P. Lepage *et al.*, *$B_s^0 - \bar{B}_s^0$ mixing parameters from unquenched lattice QCD*, *Phys.Rev.* **D76** (2007) 011501, [[hep-lat/0610104](#)].
- [413] [ETM 12A] N. Carrasco *et al.*, *Neutral meson oscillations in the Standard Model and beyond from $N_f = 2$ twisted mass lattice QCD*, *PoS LAT2012* (2012) 105, [[arXiv:1211.0565](#)].
- [414] [FNAL/MILC 12] A. Bazavov, C. Bernard, C. Bouchard, C. DeTar, M. Di Pierro *et al.*, *Neutral B -meson mixing from three-flavor lattice QCD: determination of the $SU(3)$ -breaking ratio ξ* , *Phys.Rev.* **D86** (2012) 034503, [[arXiv:1205.7013](#)].
- [415] [MILC 13B] C. Bernard, *Neutral B mixing in staggered chiral perturbation theory*, *Phys.Rev.* **D87** (2013) 114503, [[arXiv:1303.0435](#)].
- [416] M. Della Morte, B. Jäger, T. Rae and H. Wittig, *Improved interpolating fields for hadrons at non-zero momentum*, *Eur.Phys.J.* **A48** (2012) 139, [[arXiv:1208.0189](#)].
- [417] P. Ball and R. Zwicky, *New results on $B \rightarrow \pi, K, \eta$ decay form factors from light-cone sum rules*, *Phys.Rev.* **D71** (2005) 014015, [[hep-ph/0406232](#)].
- [418] R. J. Hill, *Heavy-to-light meson form-factors at large recoil*, *Phys.Rev.* **D73** (2006) 014012, [[hep-ph/0505129](#)].
- [419] G. P. Lepage and S. J. Brodsky, *Exclusive processes in perturbative Quantum Chromodynamics*, *Phys.Rev.* **D22** (1980) 2157.
- [420] R. Akhouri, G. F. Sterman and Y. Yao, *Exclusive semileptonic decays of B mesons into light mesons*, *Phys.Rev.* **D50** (1994) 358–372.
- [421] L. Lellouch, *Lattice constrained unitarity bounds for $\bar{B}^0 \rightarrow \pi^+ \ell \bar{\nu}_\ell$ decays*, *Nucl.Phys.* **B479** (1996) 353–391, [[hep-ph/9509358](#)].
- [422] C. Bourrely, B. Machet and E. de Rafael, *Semileptonic decays of pseudoscalar particles ($M \rightarrow M' \ell \nu_\ell$) and short distance behavior of Quantum Chromodynamics*, *Nucl. Phys.* **B189** (1981) 157.
- [423] C. G. Boyd and M. J. Savage, *Analyticity, shapes of semileptonic form-factors, and $\bar{B} \rightarrow \pi \ell \bar{\nu}$* , *Phys.Rev.* **D56** (1997) 303–311, [[hep-ph/9702300](#)].
- [424] M. C. Arnesen, B. Grinstein, I. Z. Rothstein and I. W. Stewart, *A precision model independent determination of $|V_{ub}|$ from $B \rightarrow \pi \ell \nu$* , *Phys.Rev.Lett.* **95** (2005) 071802, [[hep-ph/0504209](#)].

- [425] T. Becher and R. J. Hill, *Comment on form-factor shape and extraction of $|V_{ub}|$ from $B \rightarrow \pi l \nu$* , *Phys.Lett.* **B633** (2006) 61–69, [[hep-ph/0509090](#)].
- [426] [HPQCD 06] E. Dalgic *et al.*, *B meson semileptonic form-factors from unquenched lattice QCD*, *Phys.Rev.* **D73** (2006) 074502, [[hep-lat/0601021](#)].
- [427] [ALPHA 12B] F. Bahr *et al.*, *B \rightarrow π form factor with 2 flavours of $O(a)$ improved Wilson quarks*, *PoS LAT2012* (2012) 110, [[arXiv:1210.3478](#)].
- [428] [ALPHA 12C] F. Bahr *et al.*, *$|V_{ub}|$ determination in lattice QCD*, *PoS ICHEP2012* (2013) 424, [[arXiv:1211.6327](#)].
- [429] [FNAL/MILC 12E] R. Zhou *et al.*, *Form factors for semi-leptonic B decays*, *PoS LAT2012* (2012) 120, [[arXiv:1211.1390](#)].
- [430] [FNAL/MILC 13A] D. Du *et al.*, *B \rightarrow $\pi l \nu$ and B \rightarrow $\pi \ell^+ \ell^-$ semileptonic form factors from unquenched lattice QCD*, *PoS LATTICE2013* (2013) 383, [[arXiv:1311.6552](#)].
- [431] [HPQCD 12C] C. M. Bouchard, G. P. Lepage, C. J. Monahan, H. Na and J. Shigemitsu, *Form factors for B and B_s semileptonic decays with NRQCD/HISQ quarks*, *PoS LAT2012* (2012) 118, [[arXiv:1210.6992](#)].
- [432] [HPQCD 13F] C.M. Bouchard, G. P. Lepage, C. J. Monahan, H. Na and J. Shigemitsu, *B and B_s semileptonic decay form factors with NRQCD/HISQ quarks*, [arXiv:1310.3207](#).
- [433] [RBC/UKQCD 12B] T. Kawanai, R. S. Van de Water and O. Witzel, *The B \rightarrow $\pi l \nu$ form factor from unquenched lattice QCD with domain-wall light quarks and relativistic b-quarks*, *PoS LAT2012* (2012) 109, [[arXiv:1211.0956](#)].
- [434] [RBC/UKQCD 13B] T. Kawanai, R. S. Van de Water and O. Witzel, *The form factors for B \rightarrow $\pi l \nu$ semileptonic decay from 2+1 flavors of domain-wall fermions*, [arXiv:1311.1143](#).
- [435] [FNAL/MILC 13D] Y. Liu *et al.*, *Heavy-meson semileptonic decays for the Standard Model and beyond*, *PoS LATTICE2013* (2013) 386, [[arXiv:1312.3197](#)].
- [436] [FNAL/MILC 09] C. Bernard, C. DeTar, M. Di Pierro, A. El-Khadra, R. Evans *et al.*, *Visualization of semileptonic form factors from lattice QCD*, *Phys.Rev.* **D80** (2009) 034026, [[arXiv:0906.2498](#)].
- [437] M. Antonelli *et al.*, *Flavor physics in the quark sector*, *Phys.Rept.* **494** (2010) 197–414, [[arXiv:0907.5386](#)].
- [438] Z. Liu *et al.*, *Form factors for rare B decays: strategy, methodology, and numerical study*, *PoS LAT2009* (2009) 242, [[arXiv:0911.2370](#)].
- [439] [HPQCD 13E] C. Bouchard, G. P. Lepage, C. Monahan, H. Na and J. Shigemitsu, *Rare decay B \rightarrow Kll form factors from lattice QCD*, *Phys.Rev.* **D88** (2013) 054509, [[arXiv:1306.2384](#)].

- [440] [HPQCD 13D] C. Bouchard, G. P. Lepage, C. Monahan, H. Na and J. Shigemitsu, *Standard Model predictions for $B \rightarrow K\ell\ell$ with form factors from lattice QCD*, *Phys.Rev.Lett.* **111** (2013) 162002, [[arXiv:1306.0434](#)].
- [441] R. R. Horgan, Z. Liu, S. Meinel and M. Wingate, *Calculation of $B^0 \rightarrow K^{*0}\mu^+\mu^-$ and $B_s^0 \rightarrow \phi\mu^+\mu^-$ observables using form factors from lattice QCD*, [arXiv:1310.3887](#).
- [442] A. Sirlin, *Large m_W, m_Z behavior of the $O(\alpha)$ corrections to semileptonic processes mediated by W* , *Nucl.Phys.* **B196** (1982) 83.
- [443] [FNAL/MILC 10] J. A. Bailey *et al.*, *$B \rightarrow D^*\ell\nu$ at zero recoil: an update*, *PoS LAT2010* (2010) 311, [[arXiv:1011.2166](#)].
- [444] [FNAL/MILC 08] C. Bernard *et al.*, *The $\bar{B} \rightarrow D^*\ell\bar{\nu}$ form factor at zero recoil from three-flavor lattice QCD: a model independent determination of $|V_{cb}|$* , *Phys.Rev.* **D79** (2009) 014506, [[arXiv:0808.2519](#)].
- [445] [FNAL/MILC 04A] M. Okamoto *et al.*, *Semileptonic $D \rightarrow \pi/K$ and $B \rightarrow \pi/D$ decays in 2+1 flavor lattice QCD*, *Nucl.Phys.Proc.Suppl.* **140** (2005) 461–463, [[hep-lat/0409116](#)].
- [446] [FNAL/MILC 13B] S.-W. Qiu, C. DeTar, A. X. El-Khadra, A. S. Kronfeld, J. Laiho *et al.*, *Semileptonic decays $B \rightarrow D^{(*)}\ell\nu$ at nonzero recoil*, [arXiv:1312.0155](#).
- [447] [FNAL/MILC 12F] S.-W. Qiu *et al.*, *Semileptonic B to D decays at nonzero recoil with 2+1 flavors of improved staggered quarks. An update*, *PoS LAT2012* (2012) 119, [[arXiv:1211.2247](#)].
- [448] M. Atoui, D. Becirevic, V. Morenas and F. Sanfilippo, *' $B_s \rightarrow D_s\ell\nu_\ell$ ' near zero recoil in and beyond the Standard Model*, [arXiv:1310.5238](#).
- [449] L. Randall and M. B. Wise, *Chiral perturbation theory for $B \rightarrow D^*$ and $B \rightarrow D$ semileptonic transition matrix elements at zero recoil*, *Phys.Lett.* **B303** (1993) 135–139, [[hep-ph/9212315](#)].
- [450] M. J. Savage, *Heavy meson observables at one loop in partially quenched chiral perturbation theory*, *Phys.Rev.* **D65** (2002) 034014, [[hep-ph/0109190](#)].
- [451] S. Hashimoto, A. S. Kronfeld, P. B. Mackenzie, S. M. Ryan and J. N. Simone, *Lattice calculation of the zero recoil form-factor of $\bar{B} \rightarrow D^*\ell\bar{\nu}$: toward a model independent determination of $|V_{cb}|$* , *Phys.Rev.* **D66** (2002) 014503, [[hep-ph/0110253](#)].
- [452] [FNAL/MILC 12A] J. A. Bailey *et al.*, *Refining new-physics searches in $B \rightarrow D\tau\nu$ decay with lattice QCD*, *Phys.Rev.Lett.* **109** (2012) 071802, [[arXiv:1206.4992](#)].
- [453] [FNAL/MILC 12C] J. A. Bailey *et al.*, *$B_s \rightarrow D_s/B \rightarrow D$ semileptonic form-factor ratios and their application to $BR(B_s^0 \rightarrow \mu^+\mu^-)$* , *Phys.Rev.* **D85** (2012) 114502, [[arXiv:1202.6346](#)].
- [454] Babar Collaboration, B. Aubert *et al.*, *A search for $B^+ \rightarrow \ell^+\nu_\ell$ recoiling against $B^- \rightarrow D^0\ell^-\bar{\nu}X$* , *Phys.Rev.* **D81** (2010) 051101, [[arXiv:0912.2453](#)].

- [455] Belle Collaboration, K. Hara *et al.*, *Evidence for $B^- \rightarrow \tau^- \bar{\nu}$ with a semileptonic tagging method*, *Phys.Rev.* **D82** (2010) 071101, [[arXiv:1006.4201](#)].
- [456] Babar Collaboration, J. Lees *et al.*, *Evidence of $B \rightarrow \tau \nu$ decays with hadronic B tags*, *Phys.Rev.* **D88** (2013) 031102, [[arXiv:1207.0698](#)].
- [457] Belle Collaboration, I. Adachi *et al.*, *Measurement of $B^- \rightarrow \tau^- \bar{\nu}_\tau$ with a hadronic tagging method using the full data sample of Belle*, *Phys. Rev. Lett.* **110** (2013) 131801, [[arXiv:1208.4678](#)].
- [458] C. W. Bauer, Z. Ligeti and M. E. Luke, *Precision determination of $|V_{ub}|$ from inclusive decays*, *Phys.Rev.* **D64** (2001) 113004, [[hep-ph/0107074](#)].
- [459] B. O. Lange, M. Neubert and G. Paz, *Theory of charmless inclusive B decays and the extraction of V_{ub}* , *Phys.Rev.* **D72** (2005) 073006, [[hep-ph/0504071](#)].
- [460] J. R. Andersen and E. Gardi, *Inclusive spectra in charmless semileptonic B decays by dressed gluon exponentiation*, *JHEP* **0601** (2006) 097, [[hep-ph/0509360](#)].
- [461] E. Gardi, *On the determination of $|V_{ub}|$ from inclusive semileptonic B decays*, *La Thuile 2008*, [arXiv:0806.4524](#).
- [462] P. Gambino, P. Giordano, G. Ossola and N. Uraltsev, *Inclusive semileptonic B decays and the determination of $|V_{ub}|$* , *JHEP* **0710** (2007) 058, [[arXiv:0707.2493](#)].
- [463] U. Aglietti, F. Di Lodovico, G. Ferrera and G. Ricciardi, *Inclusive measure of $|V_{ub}|$ with the analytic coupling model*, *Eur.Phys.J.* **C59** (2009) 831–840, [[arXiv:0711.0860](#)].
- [464] Heavy Flavor Averaging Group,
<http://www.slac.stanford.edu/xorg/hfag/semi/EndOfYear11/home.shtml>.
- [465] P. Gambino and C. Schwanda, *Inclusive semileptonic fits, heavy quark masses, and V_{cb}* , *Phys.Rev.* **D89** (2014) 014022, [[arXiv:1307.4551](#)].
- [466] LHC Higgs Cross Section Working Group Collaboration, S. Heinemeyer *et al.*, *Handbook of LHC Higgs Cross Sections: 3. Higgs Properties*, [arXiv:1307.1347](#).
- [467] LBNE Collaboration Collaboration, C. Adams *et al.*, *Scientific Opportunities with the Long-Baseline Neutrino Experiment*, [arXiv:1307.7335](#).
- [468] S. Dawson, A. Gritsan, H. Logan, J. Qian, C. Tully *et al.*, *Higgs Working Group Report of the Snowmass 2013 Community Planning Study*, [arXiv:1310.8361](#).
- [469] S. Bethke, A. H. Hoang, S. Kluth, J. Schieck, I. W. Stewart *et al.*, *Workshop on Precision Measurements of α_s* , [arXiv:1110.0016](#).
- [470] W. Bernreuther and W. Wetzel, *Decoupling of heavy quarks in the minimal subtraction scheme*, *Nucl.Phys.* **B197** (1982) 228.
- [471] K. Chetyrkin, J. H. Kuhn and C. Sturm, *QCD decoupling at four loops*, *Nucl.Phys.* **B744** (2006) 121–135, [[hep-ph/0512060](#)].

- [472] C. W. Bernard *et al.*, *The static quark potential in three flavor QCD*, *Phys. Rev.* **D62** (2000) 034503, [[hep-lat/0002028](#)].
- [473] G. Martinelli and C. T. Sachrajda, *On the difficulty of computing higher twist corrections*, *Nucl.Phys.* **B478** (1996) 660–686, [[hep-ph/9605336](#)].
- [474] [QCDSF 12] G. Bali, P. Bruns, S. Collins, M. Deka, B. Glasle *et al.*, *Nucleon mass and sigma term from lattice QCD with two light fermion flavors*, *Nucl.Phys.* **B866** (2013) 1–25, [[arXiv:1206.7034](#)].
- [475] [HotQCD 11] A. Bazavov, T. Bhattacharya, M. Cheng, C. DeTar, H. Ding *et al.*, *The chiral and deconfinement aspects of the QCD transition*, *Phys.Rev.* **D85** (2012) 054503, [[arXiv:1111.1710](#)].
- [476] M. Lüscher, P. Weisz and U. Wolff, *A numerical method to compute the running coupling in asymptotically free theories*, *Nucl.Phys.* **B359** (1991) 221–243.
- [477] S. Sint, *On the Schrödinger functional in QCD*, *Nucl.Phys.* **B421** (1994) 135–158, [[hep-lat/9312079](#)].
- [478] A. Coste, A. Gonzalez-Arroyo, J. Jurkiewicz and C. Korthals Altes, *Zero momentum contribution to Wilson loops in periodic boxes*, *Nucl.Phys.* **B262** (1985) 67.
- [479] M. Lüscher, R. Sommer, P. Weisz and U. Wolff, *A precise determination of the running coupling in the SU(3) Yang-Mills theory*, *Nucl.Phys.* **B413** (1994) 481–502, [[hep-lat/9309005](#)].
- [480] S. Sint and R. Sommer, *The running coupling from the QCD Schrödinger functional: a one loop analysis*, *Nucl.Phys.* **B465** (1996) 71–98, [[hep-lat/9508012](#)].
- [481] [ALPHA 99] A. Bode, P. Weisz and U. Wolff, *Two loop computation of the Schrödinger functional in lattice QCD*, *Nucl.Phys.* **B576** (2000) 517–539, [[hep-lat/9911018](#)].
- [482] [CP-PACS 04] S. Takeda, S. Aoki, M. Fukugita, K.-I. Ishikawa, N. Ishizuka *et al.*, *A scaling study of the step scaling function in SU(3) gauge theory with improved gauge actions*, *Phys.Rev.* **D70** (2004) 074510, [[hep-lat/0408010](#)].
- [483] S. Necco and R. Sommer, *The $N_f = 0$ heavy quark potential from short to intermediate distances*, *Nucl.Phys.* **B622** (2002) 328–346, [[hep-lat/0108008](#)].
- [484] [ALPHA 10A] F. Tekin, R. Sommer and U. Wolff, *The running coupling of QCD with four flavors*, *Nucl.Phys.* **B840** (2010) 114–128, [[arXiv:1006.0672](#)].
- [485] P. Perez-Rubio and S. Sint, *Non-perturbative running of the coupling from four flavour lattice QCD with staggered quarks*, *PoS LAT2010* (2010) 236, [[arXiv:1011.6580](#)].
- [486] [PACS-CS 09A] S. Aoki *et al.*, *Precise determination of the strong coupling constant in $N_f = 2 + 1$ lattice QCD with the Schrödinger functional scheme*, *JHEP* **0910** (2009) 053, [[arXiv:0906.3906](#)].
- [487] [ALPHA 04] M. Della Morte *et al.*, *Computation of the strong coupling in QCD with two dynamical flavours*, *Nucl. Phys.* **B713** (2005) 378–406, [[hep-lat/0411025](#)].

- [488] [ALPHA 01A] A. Bode *et al.*, *First results on the running coupling in QCD with two massless flavors*, *Phys.Lett.* **B515** (2001) 49–56, [[hep-lat/0105003](#)].
- [489] [ALPHA 98] S. Capitani, M. Lüscher, R. Sommer and H. Wittig, *Nonperturbative quark mass renormalization in quenched lattice QCD*, *Nucl.Phys.* **B544** (1999) 669–698, [[hep-lat/9810063](#)].
- [490] Z. Fodor, K. Holland, J. Kuti, D. Negradi and C. H. Wong, *The Yang-Mills gradient flow in finite volume*, *JHEP* **1211** (2012) 007, [[arXiv:1208.1051](#)].
- [491] P. Fritzsche and A. Ramos, *The gradient flow coupling in the Schrödinger functional*, *JHEP* **1310** (2013) 008, [[arXiv:1301.4388](#)].
- [492] C. Michael, *The running coupling from lattice gauge theory*, *Phys.Lett.* **B283** (1992) 103–106, [[hep-lat/9205010](#)].
- [493] [UKQCD 92] S. P. Booth *et al.*, *The running coupling from SU(3) lattice gauge theory*, *Phys. Lett.* **B294** (1992) 385–390, [[hep-lat/9209008](#)].
- [494] W. Fischler, *Quark-antiquark potential in QCD*, *Nucl.Phys.* **B129** (1977) 157–174.
- [495] A. Billoire, *How heavy must be quarks in order to build coulombic $q\bar{q}$ bound states*, *Phys.Lett.* **B92** (1980) 343.
- [496] M. Peter, *The static potential in QCD: a full two loop calculation*, *Nucl.Phys.* **B501** (1997) 471–494, [[hep-ph/9702245](#)].
- [497] Y. Schroder, *The static potential in QCD to two loops*, *Phys.Lett.* **B447** (1999) 321–326, [[hep-ph/9812205](#)].
- [498] N. Brambilla, A. Pineda, J. Soto and A. Vairo, *The infrared behavior of the static potential in perturbative QCD*, *Phys.Rev.* **D60** (1999) 091502, [[hep-ph/9903355](#)].
- [499] A. V. Smirnov, V. A. Smirnov and M. Steinhauser, *Three-loop static potential*, *Phys.Rev.Lett.* **104** (2010) 112002, [[arXiv:0911.4742](#)].
- [500] C. Anzai, Y. Kiyo and Y. Sumino, *Static QCD potential at three-loop order*, *Phys.Rev.Lett.* **104** (2010) 112003, [[arXiv:0911.4335](#)].
- [501] N. Brambilla, A. Vairo, X. Garcia i Tormo and J. Soto, *The QCD static energy at NNNLL*, *Phys.Rev.* **D80** (2009) 034016, [[arXiv:0906.1390](#)].
- [502] S. Necco and R. Sommer, *Testing perturbation theory on the $N_f = 0$ static quark potential*, *Phys.Lett.* **B523** (2001) 135–142, [[hep-ph/0109093](#)].
- [503] A. Bazavov, N. Brambilla, X. Garcia i Tormo, P. Petreczky, J. Soto *et al.*, *Determination of α_s from the QCD static energy*, *Phys.Rev.* **D86** (2012) 114031, [[arXiv:1205.6155](#)].
- [504] [ETM 11C] K. Jansen, F. Karbstein, A. Nagy and M. Wagner, $\Lambda_{\overline{\text{MS}}}$ *from the static potential for QCD with $N_f = 2$ dynamical quark flavors*, *JHEP* **1201** (2012) 025, [[arXiv:1110.6859](#)].

- [505] N. Brambilla, X. Garcia i Tormo, J. Soto and A. Vairo, *Precision determination of $r_0 \Lambda_{\overline{MS}}$ from the QCD static energy*, *Phys.Rev.Lett.* **105** (2010) 212001, [[arXiv:1006.2066](#)].
- [506] G. S. Bali and K. Schilling, *Running coupling and the Λ -parameter from $SU(3)$ lattice simulations*, *Phys.Rev.* **D47** (1993) 661–672, [[hep-lat/9208028](#)].
- [507] F. Knechtli and B. Leder, *The shape of the static potential with dynamical fermions*, *PoS LAT2011* (2011) 315, [[arXiv:1112.1246](#)].
- [508] K. Chetyrkin, J. H. Kuhn and C. Sturm, *Four-loop moments of the heavy quark vacuum polarization function in perturbative QCD*, *Eur.Phys.J.* **C48** (2006) 107–110, [[hep-ph/0604234](#)].
- [509] R. Boughezal, M. Czakon and T. Schutzmeier, *Charm and bottom quark masses from perturbative QCD*, *Phys.Rev.* **D74** (2006) 074006, [[hep-ph/0605023](#)].
- [510] I. Balitsky, M. Beneke and V. M. Braun, *Instanton contributions to the τ decay widths*, *Phys.Lett.* **B318** (1993) 371–381, [[hep-ph/9309217](#)].
- [511] [JLQCD 10] E. Shintani, S. Aoki, H. Fukaya, S. Hashimoto, T. Kaneko *et al.*, *Strong coupling constant from vacuum polarization functions in three-flavor lattice QCD with dynamical overlap fermions*, *Phys.Rev.* **D82** (2010) 074505, [[arXiv:1002.0371](#)].
- [512] [JLQCD/TWQCD 08C] E. Shintani *et al.*, *Lattice study of the vacuum polarization function and determination of the strong coupling constant*, *Phys.Rev.* **D79** (2009) 074510, [[arXiv:0807.0556](#)].
- [513] [HPQCD 05A] Q. Mason *et al.*, *Accurate determinations of α_s from realistic lattice QCD*, *Phys. Rev. Lett.* **95** (2005) 052002, [[hep-lat/0503005](#)].
- [514] [HPQCD 08A] C. T. H. Davies *et al.*, *Update: accurate determinations of α_s from realistic lattice QCD*, *Phys. Rev.* **D78** (2008) 114507, [[arXiv:0807.1687](#)].
- [515] G. P. Lepage and P. B. Mackenzie, *On the viability of lattice perturbation theory*, *Phys.Rev.* **D48** (1993) 2250–2264, [[hep-lat/9209022](#)].
- [516] K. Hornbostel, G. Lepage and C. Morningstar, *Scale setting for α_s beyond leading order*, *Phys.Rev.* **D67** (2003) 034023, [[hep-ph/0208224](#)].
- [517] K. Maltman, D. Leinweber, P. Moran and A. Sternbeck, *The realistic lattice determination of $\alpha_s(M_Z)$ revisited*, *Phys. Rev.* **D78** (2008) 114504, [[arXiv:0807.2020](#)].
- [518] [QCDSF/UKQCD 05] M. Göckeler, R. Horsley, A. Irving, D. Pleiter, P. Rakow, G. Schierholz and H. Stüben, *A determination of the Lambda parameter from full lattice QCD*, *Phys.Rev.* **D73** (2006) 014513, [[hep-ph/0502212](#)].
- [519] [SESAM 99] A. Spitz *et al.*, *α_s from epsilon spectroscopy with dynamical Wilson fermions*, *Phys.Rev.* **D60** (1999) 074502, [[hep-lat/9906009](#)].

- [520] M. Wingate, T. A. DeGrand, S. Collins and U. M. Heller, *From spectroscopy to the strong coupling constant with heavy Wilson quarks*, *Phys.Rev.* **D52** (1995) 307–319, [[hep-lat/9501034](#)].
- [521] C. T. H. Davies, K. Hornbostel, G. Lepage, A. Lidsey, J. Shigemitsu *et al.*, *A precise determination of α_s from lattice QCD*, *Phys.Lett.* **B345** (1995) 42–48, [[hep-ph/9408328](#)].
- [522] S. Aoki, M. Fukugita, S. Hashimoto, N. Ishizuka, H. Mino *et al.*, *Manifestation of sea quark effects in the strong coupling constant in lattice QCD*, *Phys.Rev.Lett.* **74** (1995) 22–25, [[hep-lat/9407015](#)].
- [523] A. X. El-Khadra, G. Hockney, A. S. Kronfeld and P. B. Mackenzie, *A determination of the strong coupling constant from the charmonium spectrum*, *Phys.Rev.Lett.* **69** (1992) 729–732.
- [524] [QCDSF/UKQCD 04A] M. Göckeler, R. Horsley, A. Irving, D. Pleiter, P. Rakow, G. Schierholz and H. Stüben, *Determination of Λ in quenched and full QCD: an update*, *Nucl.Phys.Proc.Suppl.* **140** (2005) 228–230, [[hep-lat/0409166](#)].
- [525] S. Booth, M. Göckeler, R. Horsley, A. Irving, B. Joo, S. Pickles, D. Pleiter, P. Rakow, G. Schierholz, Z. Sroczynski and H. Stüben, *The strong coupling constant from lattice QCD with $N_f = 2$ dynamical quarks*, *Nucl.Phys.Proc.Suppl.* **106** (2002) 308–310, [[hep-lat/0111006](#)].
- [526] [QCDSF/UKQCD 01] S. Booth, M. Göckeler, R. Horsley, A. Irving, B. Joo, S. Pickles, D. Pleiter, P. Rakow, G. Schierholz, Z. Sroczynski and H. Stüben, *Determination of $\Lambda_{\overline{MS}}$ from quenched and $N_f = 2$ dynamical QCD*, *Phys.Lett.* **B519** (2001) 229–237, [[hep-lat/0103023](#)].
- [527] [HPQCD 03A] C. T. H. Davies *et al.*, *High-precision lattice QCD confronts experiment*, *Phys. Rev. Lett.* **92** (2004) 022001, [[hep-lat/0304004](#)].
- [528] Q. J. Mason, *High-precision lattice QCD: perturbations in a non- perturbative world*, . Cornell University Ph.D. thesis, UMI-31-14569.
- [529] A. Bochkarev and P. de Forcrand, *Determination of the renormalized heavy quark mass in lattice QCD*, *Nucl.Phys.* **B477** (1996) 489–520, [[hep-lat/9505025](#)].
- [530] A. Maier, P. Maierhofer and P. Marquard, *The second physical moment of the heavy quark vector correlator at $O(\alpha_s^3)$* , *Phys.Lett.* **B669** (2008) 88–91, [[arXiv:0806.3405](#)].
- [531] A. Maier, P. Maierhofer, P. Marquard and A. Smirnov, *Low energy moments of heavy quark current correlators at four loops*, *Nucl.Phys.* **B824** (2010) 1–18, [[arXiv:0907.2117](#)].
- [532] Y. Kiyo, A. Maier, P. Maierhofer and P. Marquard, *Reconstruction of heavy quark current correlators at $O(\alpha_s^3)$* , *Nucl.Phys.* **B823** (2009) 269–287, [[arXiv:0907.2120](#)].
- [533] J. H. Kühn, M. Steinhauser and C. Sturm, *Heavy quark masses from sum rules in four-loop approximation*, *Nucl. Phys.* **B778** (2007) 192–215, [[hep-ph/0702103](#)].

- [534] K. Chetyrkin, J. Kuhn, A. Maier, P. Maierhofer, P. Marquard *et al.*, *Charm and Bottom Quark Masses: An Update*, *Phys.Rev.* **D80** (2009) 074010, [[arXiv:0907.2110](#)].
- [535] A. Cucchieri, *Gribov copies in the minimal Landau gauge: The Influence on gluon and ghost propagators*, *Nucl.Phys.* **B508** (1997) 353–370, [[hep-lat/9705005](#)].
- [536] L. Giusti, M. Paciello, C. Parrinello, S. Petrarca and B. Taglienti, *Problems on lattice gauge fixing*, *Int.J.Mod.Phys.* **A16** (2001) 3487–3534, [[hep-lat/0104012](#)].
- [537] A. Maas, J. M. Pawłowski, D. Spielmann, A. Sternbeck and L. von Smekal, *Strong-coupling study of the Gribov ambiguity in lattice Landau gauge*, *Eur.Phys.J.* **C68** (2010) 183–195, [[arXiv:0912.4203](#)].
- [538] B. Alles, D. Henty, H. Panagopoulos, C. Parrinello, C. Pittori *et al.*, α_s from the nonperturbatively renormalised lattice three gluon vertex, *Nucl.Phys.* **B502** (1997) 325–342, [[hep-lat/9605033](#)].
- [539] [Boucaud 01B] P. Boucaud, J. Leroy, H. Moutarde, J. Micheli, O. Pene *et al.*, *Preliminary calculation of α_s from Green functions with dynamical quarks*, *JHEP* **0201** (2002) 046, [[hep-ph/0107278](#)].
- [540] P. Boucaud, J. Leroy, A. Le Yaouanc, A. Lokhov, J. Micheli *et al.*, *Asymptotic behavior of the ghost propagator in $SU(3)$ lattice gauge theory*, *Phys.Rev.* **D72** (2005) 114503, [[hep-lat/0506031](#)].
- [541] P. Boucaud, J. Leroy, A. Le Yaouanc, A. Lokhov, J. Micheli *et al.*, *Non-perturbative power corrections to ghost and gluon propagators*, *JHEP* **0601** (2006) 037, [[hep-lat/0507005](#)].
- [542] A. Sternbeck, K. Maltman, L. von Smekal, A. Williams, E. Ilgenfritz *et al.*, *Running α_s from Landau-gauge gluon and ghost correlations*, *PoS LAT2007* (2007) 256, [[arXiv:0710.2965](#)].
- [543] Ph. Boucaud, F. De Soto, J. Leroy, A. Le Yaouanc, J. Micheli *et al.*, *Ghost-gluon running coupling, power corrections and the determination of $\Lambda_{\overline{\text{MS}}}$* , *Phys.Rev.* **D79** (2009) 014508, [[arXiv:0811.2059](#)].
- [544] [ETM 13D] B. Blossier *et al.*, *High statistics determination of the strong coupling constant in Taylor scheme and its OPE Wilson coefficient from lattice QCD with a dynamical charm*, *Phys.Rev.* **D89** (2014) 014507, [[arXiv:1310.3763](#)].
- [545] [ETM 12C] B. Blossier, P. Boucaud, M. Brinet, F. De Soto, X. Du *et al.*, *The strong running coupling at τ and Z_0 mass scales from lattice QCD*, *Phys.Rev.Lett.* **108** (2012) 262002, [[arXiv:1201.5770](#)].
- [546] [ETM 11D] B. Blossier, P. Boucaud, M. Brinet, F. De Soto, X. Du *et al.*, *Ghost-gluon coupling, power corrections and $\Lambda_{\overline{\text{MS}}}$ from lattice QCD with a dynamical charm*, *Phys.Rev.* **D85** (2012) 034503, [[arXiv:1110.5829](#)].
- [547] A. Sternbeck, K. Maltman, M. Müller-Preussker and L. von Smekal, *Determination of $\Lambda_{\overline{\text{MS}}}$ from the gluon and ghost propagators in Landau gauge*, *PoS LAT2012* (2012) 243, [[arXiv:1212.2039](#)].

- [548] A. Sternbeck, E.-M. Ilgenfritz, K. Maltman, M. Müller-Preussker, L. von Smekal *et al.*, *QCD Lambda parameter from Landau-gauge gluon and ghost correlations*, *PoS LAT2009* (2009) 210, [[arXiv:1003.1585](#)].
- [549] [ETM 10F] B. Blossier *et al.*, *Ghost-gluon coupling, power corrections and $\Lambda_{\overline{\text{MS}}}$ from twisted-mass lattice QCD at $N_f = 2$* , *Phys.Rev.* **D82** (2010) 034510, [[arXiv:1005.5290](#)].
- [550] E.-M. Ilgenfritz, C. Menz, M. Müller-Preussker, A. Schiller and A. Sternbeck, *SU(3) Landau gauge gluon and ghost propagators using the logarithmic lattice gluon field definition*, *Phys.Rev.* **D83** (2011) 054506, [[arXiv:1010.5120](#)].
- [551] F. De Soto and J. Rodriguez-Quintero, *Notes on the determination of the Landau gauge OPE for the asymmetric three gluon vertex*, *Phys.Rev.* **D64** (2001) 114003, [[hep-ph/0105063](#)].
- [552] [Boucaud 01A] P. Boucaud, A. Le Yaouanc, J. Leroy, J. Micheli, O. Pene *et al.*, *Testing Landau gauge OPE on the lattice with a $\langle A^2 \rangle$ condensate*, *Phys.Rev.* **D63** (2001) 114003, [[hep-ph/0101302](#)].
- [553] [Boucaud 00B] P. Boucaud, A. Le Yaouanc, J. Leroy, J. Micheli, O. Pene *et al.*, *Consistent OPE description of gluon two point and three point Green function?*, *Phys.Lett.* **B493** (2000) 315–324, [[hep-ph/0008043](#)].
- [554] [Boucaud 00A] P. Boucaud, G. Burgio, F. Di Renzo, J. Leroy, J. Micheli *et al.*, *Lattice calculation of $1/p^2$ corrections to α_s and of Λ_{QCD} in the MOM scheme*, *JHEP* **0004** (2000) 006, [[hep-ph/0003020](#)].
- [555] [Becirevic 99B] D. Bećirević, P. Boucaud, J. Leroy, J. Micheli, O. Pene *et al.*, *Asymptotic scaling of the gluon propagator on the lattice*, *Phys.Rev.* **D61** (2000) 114508, [[hep-ph/9910204](#)].
- [556] [Becirevic 99A] D. Bećirević, P. Boucaud, J. Leroy, J. Micheli, O. Pene *et al.*, *Asymptotic behavior of the gluon propagator from lattice QCD*, *Phys.Rev.* **D60** (1999) 094509, [[hep-ph/9903364](#)].
- [557] [Boucaud 98B] P. Boucaud, J. Leroy, J. Micheli, O. Pene and C. Roiesnel, *Three loop beta function and nonperturbative α_s in asymmetric momentum scheme*, *JHEP* **9812** (1998) 004, [[hep-ph/9810437](#)].
- [558] [Boucaud 98A] P. Boucaud, J. Leroy, J. Micheli, O. Pene and C. Roiesnel, *Lattice calculation of α_s in momentum scheme*, *JHEP* **9810** (1998) 017, [[hep-ph/9810322](#)].
- [559] K. G. Wilson, *Confinement of quarks*, *Phys. Rev.* **D10** (1974) 2445–2459.
- [560] M. Lüscher and P. Weisz, *On-shell improved lattice gauge theories*, *Commun. Math. Phys.* **97** (1985) 59.
- [561] Y. Iwasaki, *Renormalization group analysis of lattice theories and improved lattice action: two-dimensional nonlinear $O(N)$ sigma model*, *Nucl. Phys.* **B258** (1985) 141–156.

- [562] T. Takaishi, *Heavy quark potential and effective actions on blocked configurations*, *Phys. Rev.* **D54** (1996) 1050–1053.
- [563] P. de Forcrand *et al.*, *Renormalization group flow of $SU(3)$ lattice gauge theory: numerical studies in a two coupling space*, *Nucl. Phys.* **B577** (2000) 263–278, [[hep-lat/9911033](#)].
- [564] K. G. Wilson, *Quarks and strings on a lattice*, in *New Phenomena in Subnuclear Physics, part A. Proceedings of the first half of the 1975 International School of Subnuclear Physics, Erice, Sicily, July 11 - August 1, 1975*, ed. A. Zichichi, Plenum Press, New York, 1977, p. 69, CLNS-321.
- [565] L. H. Karsten and J. Smit, *Lattice fermions: species doubling, chiral invariance, and the triangle anomaly*, *Nucl.Phys.* **B183** (1981) 103.
- [566] M. Bochicchio, L. Maiani, G. Martinelli, G. C. Rossi and M. Testa, *Chiral symmetry on the lattice with Wilson fermions*, *Nucl.Phys.* **B262** (1985) 331.
- [567] M. Lüscher, S. Sint, R. Sommer and P. Weisz, *Chiral symmetry and $O(a)$ improvement in lattice QCD*, *Nucl. Phys.* **B478** (1996) 365–400, [[hep-lat/9605038](#)].
- [568] M. Lüscher, S. Sint, R. Sommer, P. Weisz and U. Wolff, *Non-perturbative $O(a)$ improvement of lattice QCD*, *Nucl. Phys.* **B491** (1997) 323–343, [[hep-lat/9609035](#)].
- [569] R. Frezzotti and G. C. Rossi, *Chirally improving Wilson fermions. I: $O(a)$ improvement*, *JHEP* **08** (2004) 007, [[hep-lat/0306014](#)].
- [570] J. B. Kogut and L. Susskind, *Hamiltonian formulation of Wilson’s lattice gauge theories*, *Phys. Rev.* **D11** (1975) 395.
- [571] T. Banks, L. Susskind and J. B. Kogut, *Strong coupling calculations of lattice gauge theories: $(1+1)$ -dimensional exercises*, *Phys. Rev.* **D13** (1976) 1043.
- [572] Cornell-Oxford-Tel Aviv-Yeshiva Collaboration, T. Banks *et al.*, *Strong coupling calculations of the hadron spectrum of Quantum Chromodynamics*, *Phys. Rev.* **D15** (1977) 1111.
- [573] L. Susskind, *Lattice fermions*, *Phys. Rev.* **D16** (1977) 3031–3039.
- [574] E. Marinari, G. Parisi and C. Rebbi, *Monte Carlo simulation of the massive Schwinger model*, *Nucl. Phys.* **B190** (1981) 734.
- [575] C. Bernard, M. Golterman and Y. Shamir, *Observations on staggered fermions at non-zero lattice spacing*, *Phys. Rev.* **D73** (2006) 114511, [[hep-lat/0604017](#)].
- [576] S. Prelovsek, *Effects of staggered fermions and mixed actions on the scalar correlator*, *Phys. Rev.* **D73** (2006) 014506, [[hep-lat/0510080](#)].
- [577] C. Bernard, *Staggered chiral perturbation theory and the fourth-root trick*, *Phys. Rev.* **D73** (2006) 114503, [[hep-lat/0603011](#)].
- [578] C. Bernard, C. E. DeTar, Z. Fu and S. Prelovsek, *Scalar meson spectroscopy with lattice staggered fermions*, *Phys. Rev.* **D76** (2007) 094504, [[arXiv:0707.2402](#)].

- [579] C. Aubin, J. Laiho and R. S. Van de Water, *Discretization effects and the scalar meson correlator in mixed-action lattice simulations*, *Phys. Rev.* **D77** (2008) 114501, [[arXiv:0803.0129](#)].
- [580] Y. Shamir, *Locality of the fourth root of the staggered-fermion determinant: renormalization-group approach*, *Phys. Rev.* **D71** (2005) 034509, [[hep-lat/0412014](#)].
- [581] Y. Shamir, *Renormalization-group analysis of the validity of staggered-fermion QCD with the fourth-root recipe*, *Phys. Rev.* **D75** (2007) 054503, [[hep-lat/0607007](#)].
- [582] W.-J. Lee and S. R. Sharpe, *Partial flavor symmetry restoration for chiral staggered fermions*, *Phys. Rev.* **D60** (1999) 114503, [[hep-lat/9905023](#)].
- [583] C. Aubin and C. Bernard, *Pion and kaon masses in staggered chiral perturbation theory*, *Phys. Rev.* **D68** (2003) 034014, [[hep-lat/0304014](#)].
- [584] S. R. Sharpe and R. S. Van de Water, *Staggered chiral perturbation theory at next-to-leading order*, *Phys. Rev.* **D71** (2005) 114505, [[hep-lat/0409018](#)].
- [585] C. Bernard, M. Golterman and Y. Shamir, *Effective field theories for QCD with rooted staggered fermions*, *Phys. Rev.* **D77** (2008) 074505, [[arXiv:0712.2560](#)].
- [586] C. Aubin and C. Bernard, *Staggered chiral perturbation theory for heavy-light mesons*, *Phys. Rev.* **D73** (2006) 014515, [[hep-lat/0510088](#)].
- [587] J. Komijani and C. Bernard, *Staggered chiral perturbation theory for all-staggered heavy-light mesons*, *PoS LAT2012* (2012) 199, [[arXiv:1211.0785](#)].
- [588] J. A. Bailey, *Staggered heavy baryon chiral perturbation theory*, *Phys.Rev.* **D77** (2008) 054504, [[arXiv:0704.1490](#)].
- [589] O. Bär, C. Bernard, G. Rupak and N. Shoresh, *Chiral perturbation theory for staggered sea quarks and Ginsparg-Wilson valence quarks*, *Phys. Rev.* **D72** (2005) 054502, [[hep-lat/0503009](#)].
- [590] S. Dürr and C. Hoelbling, *Staggered versus overlap fermions: a study in the Schwinger model with $N_f = 0, 1, 2$* , *Phys. Rev.* **D69** (2004) 034503, [[hep-lat/0311002](#)].
- [591] S. Dürr and C. Hoelbling, *Scaling tests with dynamical overlap and rooted staggered fermions*, *Phys. Rev.* **D71** (2005) 054501, [[hep-lat/0411022](#)].
- [592] S. Dürr and C. Hoelbling, *Lattice fermions with complex mass*, *Phys. Rev.* **D74** (2006) 014513, [[hep-lat/0604005](#)].
- [593] [HPQCD 04] E. Follana, A. Hart and C. T. H. Davies, *The index theorem and universality properties of the low-lying eigenvalues of improved staggered quarks*, *Phys. Rev. Lett.* **93** (2004) 241601, [[hep-lat/0406010](#)].
- [594] S. Dürr, C. Hoelbling and U. Wenger, *Staggered eigenvalue mimicry*, *Phys. Rev.* **D70** (2004) 094502, [[hep-lat/0406027](#)].
- [595] K. Y. Wong and R. Woloshyn, *Systematics of staggered fermion spectral properties and topology*, *Phys.Rev.* **D71** (2005) 094508, [[hep-lat/0412001](#)].

- [596] [HPQCD/FNAL 11] G. C. Donald, C. T. Davies, E. Follana and A. S. Kronfeld, *Staggered fermions, zero modes, and flavor-singlet mesons*, *Phys.Rev.* **D84** (2011) 054504, [[arXiv:1106.2412](#)].
- [597] M. Creutz, *Flavor extrapolations and staggered fermions*, [hep-lat/0603020](#).
- [598] M. Creutz, *Diseases with rooted staggered quarks*, *PoS LAT2006* (2006) 208, [[hep-lat/0608020](#)].
- [599] M. Creutz, *The evil that is rooting*, *Phys. Lett.* **B649** (2007) 230–234, [[hep-lat/0701018](#)].
- [600] M. Creutz, *The author replies. (Chiral anomalies and rooted staggered fermions)*, *Phys. Lett.* **B649** (2007) 241–242, [[arXiv:0704.2016](#)].
- [601] M. Creutz, *Why rooting fails*, *PoS LAT2007* (2007) 007, [[arXiv:0708.1295](#)].
- [602] M. Creutz, *Comment on “’t Hooft vertices, partial quenching, and rooted staggered QCD”*, *Phys. Rev.* **D78** (2008) 078501, [[arXiv:0805.1350](#)].
- [603] M. Creutz, *Comments on staggered fermions/Panel discussion*, *PoS CONFINEMENT8* (2008) 016, [[arXiv:0810.4526](#)].
- [604] C. Bernard, M. Golterman, Y. Shamir and S. R. Sharpe, *Comment on ‘chiral anomalies and rooted staggered fermions’*, *Phys. Lett.* **B649** (2007) 235–240, [[hep-lat/0603027](#)].
- [605] C. Bernard, M. Golterman, Y. Shamir and S. R. Sharpe, *’t Hooft vertices, partial quenching, and rooted staggered QCD*, *Phys. Rev.* **D77** (2008) 114504, [[arXiv:0711.0696](#)].
- [606] C. Bernard, M. Golterman, Y. Shamir and S. R. Sharpe, *Reply to: Comment on ‘t Hooft vertices, partial quenching, and rooted staggered QCD*, *Phys. Rev.* **D78** (2008) 078502, [[arXiv:0808.2056](#)].
- [607] D. H. Adams, *The rooting issue for a lattice fermion formulation similar to staggered fermions but without taste mixing*, *Phys. Rev.* **D77** (2008) 105024, [[arXiv:0802.3029](#)].
- [608] G. ’t Hooft, *Symmetry breaking through Bell-Jackiw anomalies*, *Phys.Rev.Lett.* **37** (1976) 8–11.
- [609] G. ’t Hooft, *Computation of the quantum effects due to a four-dimensional pseudoparticle*, *Phys.Rev.* **D14** (1976) 3432–3450.
- [610] [MILC 99] K. Orginos, D. Toussaint and R. L. Sugar, *Variants of fattening and flavor symmetry restoration*, *Phys. Rev.* **D60** (1999) 054503, [[hep-lat/9903032](#)].
- [611] [HPQCD 06B] E. Follana *et al.*, *Highly improved staggered quarks on the lattice, with applications to charm physics*, *Phys. Rev.* **D75** (2007) 054502, [[hep-lat/0610092](#)].
- [612] Y. Aoki, Z. Fodor, S. Katz and K. Szabo, *The equation of state in lattice QCD: with physical quark masses towards the continuum limit*, *JHEP* **0601** (2006) 089, [[hep-lat/0510084](#)].

- [613] A. Hasenfratz and F. Knechtli, *Flavor symmetry and the static potential with hypercubic blocking*, *Phys.Rev.* **D64** (2001) 034504, [[hep-lat/0103029](#)].
- [614] S. Naik, *On-shell improved lattice action for QCD with Susskind fermions and asymptotic freedom scale*, *Nucl. Phys.* **B316** (1989) 238.
- [615] G. P. Lepage, *Flavor-symmetry restoration and Symanzik improvement for staggered quarks*, *Phys. Rev.* **D59** (1999) 074502, [[hep-lat/9809157](#)].
- [616] P. Hasenfratz, *Lattice QCD without tuning, mixing and current renormalization*, *Nucl.Phys.* **B525** (1998) 401–409, [[hep-lat/9802007](#)].
- [617] P. Hasenfratz, V. Laliena and F. Niedermayer, *The index theorem in QCD with a finite cut-off*, *Phys. Lett.* **B427** (1998) 125–131, [[hep-lat/9801021](#)].
- [618] M. Lüscher, *Exact chiral symmetry on the lattice and the Ginsparg-Wilson relation*, *Phys. Lett.* **B428** (1998) 342–345, [[hep-lat/9802011](#)].
- [619] H. B. Nielsen and M. Ninomiya, *No go theorem for regularizing chiral fermions*, *Phys. Lett.* **B105** (1981) 219.
- [620] H. Neuberger, *Exactly massless quarks on the lattice*, *Phys. Lett.* **B417** (1998) 141–144, [[hep-lat/9707022](#)].
- [621] D. B. Kaplan, *A method for simulating chiral fermions on the lattice*, *Phys. Lett.* **B288** (1992) 342–347, [[hep-lat/9206013](#)].
- [622] Y. Shamir, *Chiral fermions from lattice boundaries*, *Nucl. Phys.* **B406** (1993) 90–106, [[hep-lat/9303005](#)].
- [623] V. Furman and Y. Shamir, *Axial symmetries in lattice QCD with Kaplan fermions*, *Nucl. Phys.* **B439** (1995) 54–78, [[hep-lat/9405004](#)].
- [624] T. Blum and A. Soni, *QCD with domain wall quarks*, *Phys.Rev.* **D56** (1997) 174–178, [[hep-lat/9611030](#)].
- [625] S. R. Sharpe, *Future of Chiral Extrapolations with Domain Wall Fermions*, [arXiv:0706.0218](#).
- [626] A. Borici, *Truncated overlap fermions*, *Nucl.Phys.Proc.Suppl.* **83** (2000) 771–773, [[hep-lat/9909057](#)].
- [627] A. Borici, *Truncated overlap fermions: The link between overlap and domain wall fermions*, [hep-lat/9912040](#). In: *Lattice fermions and structure of the vacuum*, eds. V. Mitrjushkin and G. Schierholz (Kluwer Academic Publishers, 2000) p. 41.
- [628] W. Bietenholz and U. Wiese, *Perfect lattice actions for quarks and gluons*, *Nucl.Phys.* **B464** (1996) 319–352, [[hep-lat/9510026](#)].
- [629] P. Hasenfratz *et al.*, *The construction of generalized Dirac operators on the lattice*, *Int. J. Mod. Phys.* **C12** (2001) 691–708, [[hep-lat/0003013](#)].

- [630] P. Hasenfratz, S. Hauswirth, T. Jörg, F. Niedermayer and K. Holland, *Testing the fixed-point QCD action and the construction of chiral currents*, *Nucl. Phys.* **B643** (2002) 280–320, [[hep-lat/0205010](#)].
- [631] C. Gattringer, *A new approach to Ginsparg-Wilson fermions*, *Phys. Rev.* **D63** (2001) 114501, [[hep-lat/0003005](#)].
- [632] A. Hasenfratz, R. Hoffmann and S. Schaefer, *Hypercubic smeared links for dynamical fermions*, *JHEP* **05** (2007) 029, [[hep-lat/0702028](#)].
- [633] C. Morningstar and M. J. Peardon, *Analytic smearing of $SU(3)$ link variables in lattice QCD*, *Phys. Rev.* **D69** (2004) 054501, [[hep-lat/0311018](#)].
- [634] [BMW 08A] S. Dürr *et al.*, *Scaling study of dynamical smeared-link clover fermions*, *Phys. Rev.* **D79** (2009) 014501, [[arXiv:0802.2706](#)].
- [635] S. Capitani, S. Dürr and C. Hoelbling, *Rationale for UV-filtered clover fermions*, *JHEP* **11** (2006) 028, [[hep-lat/0607006](#)].
- [636] N. Isgur and M. B. Wise, *Weak decays of heavy mesons in the static quark approximation*, *Phys.Lett.* **B232** (1989) 113.
- [637] E. Eichten and B. R. Hill, *An effective field theory for the calculation of matrix elements involving heavy quarks*, *Phys.Lett.* **B234** (1990) 511.
- [638] N. Isgur and M. B. Wise, *Weak transition form-factors between heavy mesons*, *Phys.Lett.* **B237** (1990) 527.
- [639] W. E. Caswell and G. P. Lepage, *Effective Lagrangians for bound state problems in QED, QCD and other field theories*, *Phys. Lett.* **B167** (1986) 437.
- [640] G. T. Bodwin, E. Braaten and G. P. Lepage, *Rigorous QCD analysis of inclusive annihilation and production of heavy quarkonium*, *Phys.Rev.* **D51** (1995) 1125–1171, [[hep-ph/9407339](#)].
- [641] [ALPHA 03] J. Heitger and R. Sommer, *Nonperturbative heavy quark effective theory*, *JHEP* **0402** (2004) 022, [[hep-lat/0310035](#)].
- [642] B. Thacker and G. P. Lepage, *Heavy quark bound states in lattice QCD*, *Phys.Rev.* **D43** (1991) 196–208.
- [643] G. P. Lepage, L. Magnea, C. Nakhleh, U. Magnea and K. Hornbostel, *Improved nonrelativistic QCD for heavy quark physics*, *Phys.Rev.* **D46** (1992) 4052–4067, [[hep-lat/9205007](#)].
- [644] A. X. El-Khadra, A. S. Kronfeld and P. B. Mackenzie, *Massive fermions in lattice gauge theory*, *Phys.Rev.* **D55** (1997) 3933–3957, [[hep-lat/9604004](#)].
- [645] N. H. Christ, M. Li and H.-W. Lin, *Relativistic heavy quark effective action*, *Phys.Rev.* **D76** (2007) 074505, [[hep-lat/0608006](#)].
- [646] S. Aoki, Y. Kuramashi and S.-i. Tominaga, *Relativistic heavy quarks on the lattice*, *Prog.Theor.Phys.* **109** (2003) 383–413, [[hep-lat/0107009](#)].

- [647] T. Ishikawa, Y. Aoki, J. M. Flynn, T. Izubuchi and O. Laktik, *One-loop operator matching in the static heavy and domain-wall light quark system with $O(a)$ improvement*, *JHEP* **1105** (2011) 040, [[arXiv:1101.1072](#)].
- [648] B. Blossier, *Lattice renormalisation of $O(a)$ improved heavy-light operators: an addendum*, *Phys.Rev.* **D84** (2011) 097501, [[arXiv:1106.2132](#)].
- [649] [ALPHA 10B] B. Blossier, M. Della Morte, N. Garron and R. Sommer, *HQET at order $1/m$: I. Non-perturbative parameters in the quenched approximation*, *JHEP* **1006** (2010) 002, [[arXiv:1001.4783](#)].
- [650] R. Sommer, *Non-perturbative QCD: renormalization, $O(a)$ -improvement and matching to heavy quark effective theory*, Nara, Japan, 2005, [hep-lat/0611020](#).
- [651] M. Della Morte, *Standard Model parameters and heavy quarks on the lattice*, *PoS LAT2007* (2007) 008, [[arXiv:0711.3160](#)].
- [652] [ALPHA 12D] B. Blossier *et al.*, *Parameters of heavy quark effective theory from $N_f = 2$ lattice QCD*, *JHEP* **1209** (2012) 132, [[arXiv:1203.6516](#)].
- [653] [ALPHA 05A] M. Della Morte, A. Shindler and R. Sommer, *On lattice actions for static quarks*, *JHEP* **0508** (2005) 051, [[hep-lat/0506008](#)].
- [654] C. J. Morningstar, *Radiative corrections to the kinetic couplings in nonrelativistic lattice QCD*, *Phys.Rev.* **D50** (1994) 5902–5911, [[hep-lat/9406002](#)].
- [655] T. Hammant, A. Hart, G. von Hippel, R. Horgan and C. Monahan, *Radiative improvement of the lattice NRQCD action using the background field method and application to the hyperfine splitting of quarkonium states*, *Phys.Rev.Lett.* **107** (2011) 112002, [[arXiv:1105.5309](#)].
- [656] [HPQCD 12D] C. Monahan, J. Shigemitsu and R. Horgan, *Matching lattice and continuum axial-vector and vector currents with NRQCD and HISQ quarks*, *Phys.Rev.* **D87** (2013) 034017, [[arXiv:1211.6966](#)].
- [657] [HPQCD 10D] J. Koponen *et al.*, *Heavy-light current-current correlators*, *PoS LAT2010* (2010) 231, [[arXiv:1011.1208](#)].
- [658] J. Harada, S. Hashimoto, K.-I. Ishikawa, A. S. Kronfeld, T. Onogi *et al.*, *Application of heavy-quark effective theory to lattice QCD. 2. Radiative corrections to heavy-light currents*, *Phys.Rev.* **D65** (2002) 094513, [[hep-lat/0112044](#)].
- [659] B. Sheikholeslami and R. Wohlert, *Improved continuum limit lattice action for QCD with Wilson fermions*, *Nucl. Phys.* **B259** (1985) 572.
- [660] A. S. Kronfeld, *Application of heavy quark effective theory to lattice QCD. 1. Power corrections*, *Phys.Rev.* **D62** (2000) 014505, [[hep-lat/0002008](#)].
- [661] J. Harada, S. Hashimoto, A. S. Kronfeld and T. Onogi, *Application of heavy-quark effective theory to lattice QCD. 3. Radiative corrections to heavy-heavy currents*, *Phys.Rev.* **D65** (2002) 094514, [[hep-lat/0112045](#)].

- [662] A. X. El-Khadra, A. S. Kronfeld, P. B. Mackenzie, S. M. Ryan and J. N. Simone, *The semileptonic decays $B \rightarrow \pi \ell \nu$ and $D \rightarrow \pi \ell \nu$ from lattice QCD*, *Phys.Rev.* **D64** (2001) 014502, [[hep-ph/0101023](#)].
- [663] C. Lehner, *Automated lattice perturbation theory and relativistic heavy quarks in the Columbia formulation*, *PoS LAT2012* (2012) 126, [[arXiv:1211.4013](#)].
- [664] [CP-PACS/JLQCD 05] S. Aoki *et al.*, *Nonperturbative $O(a)$ improvement of the Wilson quark action with the RG-improved gauge action using the Schrödinger functional method*, *Phys.Rev.* **D73** (2006) 034501, [[hep-lat/0508031](#)].
- [665] S. Aoki, Y. Kayaba and Y. Kuramashi, *A perturbative determination of mass dependent $O(a)$ improvement coefficients in a relativistic heavy quark action*, *Nucl.Phys.* **B697** (2004) 271–301, [[hep-lat/0309161](#)].
- [666] [CP-PACS/JLQCD/ALPHA 07] T. Kaneko *et al.*, *Non-perturbative improvement of the axial current with three dynamical flavors and the Iwasaki gauge action*, *JHEP* **0704** (2007) 092, [[hep-lat/0703006](#)].
- [667] S. Aoki, Y. Kayaba and Y. Kuramashi, *Perturbative determination of mass dependent $O(a)$ improvement coefficients for the vector and axial vector currents with a relativistic heavy quark action*, *Nucl.Phys.* **B689** (2004) 127–156, [[hep-lat/0401030](#)].
- [668] D. Guazzini, R. Sommer and N. Tantalo, *m_b and f_{B_s} from a combination of HQET and QCD*, *PoS LAT2006* (2006) 084, [[hep-lat/0609065](#)].
- [669] [ETM 09E] B. Blossier *et al.*, *f_B and f_{B_s} with maximally twisted Wilson fermions*, *PoS LAT2009* (2009) 151, [[arXiv:0911.3757](#)].
- [670] [RBC 10] R. Arthur and P. A. Boyle, *Step scaling with off-shell renormalisation*, *Phys.Rev.* **D83** (2011) 114511, [[arXiv:1006.0422](#)].
- [671] A. X. El-Khadra, E. Gamiz, A. S. Kronfeld and M. A. Nobes, *Perturbative matching of heavy-light currents at one-loop*, *PoS LAT2007* (2007) 242, [[arXiv:0710.1437](#)].
- [672] C. Aubin and C. Bernard, *Pseudoscalar decay constants in staggered chiral perturbation theory*, *Phys. Rev.* **D68** (2003) 074011, [[hep-lat/0306026](#)].
- [673] S. R. Sharpe and R. L. Singleton, Jr, *Spontaneous flavor and parity breaking with Wilson fermions*, *Phys. Rev.* **D58** (1998) 074501, [[hep-lat/9804028](#)].
- [674] S. R. Sharpe and J. M. S. Wu, *Twisted mass chiral perturbation theory at next-to-leading order*, *Phys. Rev.* **D71** (2005) 074501, [[hep-lat/0411021](#)].
- [675] S. Aoki and O. Bär, *Twisted-mass QCD, $O(a)$ improvement and Wilson chiral perturbation theory*, *Phys. Rev.* **D70** (2004) 116011, [[hep-lat/0409006](#)].
- [676] C. W. Bernard and M. F. L. Golterman, *Partially quenched gauge theories and an application to staggered fermions*, *Phys. Rev.* **D49** (1994) 486–494, [[hep-lat/9306005](#)].
- [677] M. F. L. Golterman and K.-C. Leung, *Applications of partially quenched chiral perturbation theory*, *Phys. Rev.* **D57** (1998) 5703–5710, [[hep-lat/9711033](#)].

- [678] S. R. Sharpe, *Enhanced chiral logarithms in partially quenched QCD*, *Phys. Rev.* **D56** (1997) 7052–7058, [[hep-lat/9707018](#)]. Erratum: *Phys. Rev.* **D62** (2000) 099901.
- [679] S. R. Sharpe and N. Shoresh, *Physical results from unphysical simulations*, *Phys. Rev.* **D62** (2000) 094503, [[hep-lat/0006017](#)].
- [680] O. Bär, G. Rupak and N. Shoresh, *Simulations with different lattice Dirac operators for valence and sea quarks*, *Phys. Rev.* **D67** (2003) 114505, [[hep-lat/0210050](#)].
- [681] M. Golterman, T. Izubuchi and Y. Shamir, *The role of the double pole in lattice QCD with mixed actions*, *Phys. Rev.* **D71** (2005) 114508, [[hep-lat/0504013](#)].
- [682] J.-W. Chen, D. O’Connell and A. Walker-Loud, *Two meson systems with Ginsparg-Wilson valence quarks*, *Phys. Rev.* **D75** (2007) 054501, [[hep-lat/0611003](#)].
- [683] J.-W. Chen, D. O’Connell and A. Walker-Loud, *Universality of mixed action extrapolation formulae*, *JHEP* **04** (2009) 090, [[arXiv:0706.0035](#)].
- [684] J.-W. Chen, M. Golterman, D. O’Connell and A. Walker-Loud, *Mixed action effective field theory: an addendum*, *Phys. Rev.* **D79** (2009) 117502, [[arXiv:0905.2566](#)].
- [685] [ETM 07A] Ph. Boucaud *et al.*, *Dynamical twisted mass fermions with light quarks*, *Phys.Lett.* **B650** (2007) 304–311, [[hep-lat/0701012](#)].
- [686] [MILC 07] C. Bernard *et al.*, *Status of the MILC light pseudoscalar meson project*, *PoS LAT2007* (2007) 090, [[arXiv:0710.1118](#)].
- [687] [RBC/UKQCD 11] C. Kelly, *Continuum results for light hadronic quantities using domain wall fermions with the Iwasaki and DSDR gauge actions*, *PoS LAT2011* (2011) 285, [[arXiv:1201.0706](#)].
- [688] G. Colangelo, S. Dürr and C. Haefeli, *Finite volume effects for meson masses and decay constants*, *Nucl. Phys.* **B721** (2005) 136–174, [[hep-lat/0503014](#)].
- [689] G. Herdoiza, *private communication* (2011).
- [690] R. Brower, S. Chandrasekharan, J. W. Negele and U. Wiese, *QCD at fixed topology*, *Phys.Lett.* **B560** (2003) 64–74, [[hep-lat/0302005](#)].
- [691] O. Bär, S. Necco and S. Schaefer, *The ϵ -regime with Wilson fermions*, *JHEP* **03** (2009) 006, [[arXiv:0812.2403](#)].
- [692] S. Aoki, H. Fukaya, S. Hashimoto and T. Onogi, *Finite volume QCD at fixed topological charge*, *Phys. Rev.* **D76** (2007) 054508, [[arXiv:0707.0396](#)].
- [693] T. Bunton, F.-J. Jiang and B. Tiburzi, *Extrapolations of lattice meson form factors*, *Phys.Rev.* **D74** (2006) 034514, [[hep-lat/0607001](#)].
- [694] [HPQCD 03] M. Wingate, C. T. Davies, A. Gray, G. P. Lepage and J. Shigemitsu, *The B_s and D_s decay constants in three flavor lattice QCD*, *Phys.Rev.Lett.* **92** (2004) 162001, [[hep-ph/0311130](#)].

- [695] [HPQCD 08] E. Gamiz, J. Shigemitsu and H. Trottier, *Four fermion operator matching with NRQCD heavy and AsqTad light quarks*, *Phys.Rev.* **D77** (2008) 114505, [[arXiv:0804.1557](#)].
- [696] [MILC 09B] A. Bazavov *et al.*, *Results from the MILC collaboration's SU(3) chiral perturbation theory analysis*, *PoS LAT2009* (2009) 079, [[arXiv:0910.3618](#)].
- [697] [ALPHA 98B] M. Guagnelli, R. Sommer and H. Wittig, *Precision computation of a low-energy reference scale in quenched lattice QCD*, *Nucl.Phys.* **B535** (1998) 389–402, [[hep-lat/9806005](#)].